

KL 75

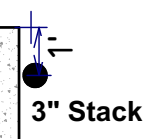
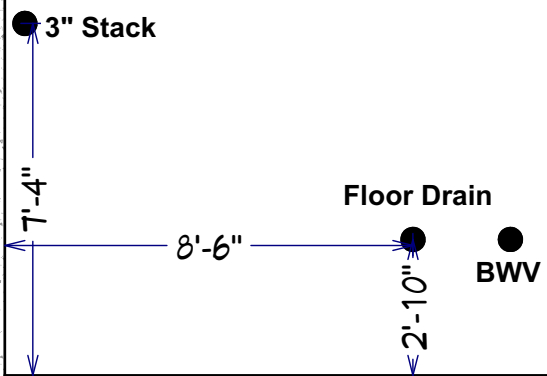
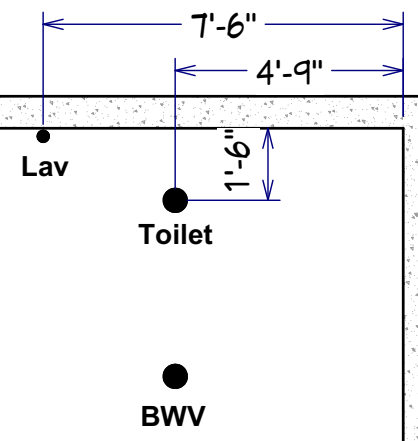
3" SEWERS

4X2 REDUCER FOR FLOOR DRAIN

UNFINISHED BASEMENT


2 PC BATH ROUGH IN

BACKWATER VALVES REQUIRED



GARAGE

DO NOT INSTALL A SUMP PUMP
THIS IS A WALK OUT BASEMENT



SEWER