

2'-0" 6'-0" 2'-0"

D.S.

D.S.

2"x24" HORIZONTAL INSULATION BD  
 8"x8"x16" CONCRETE MASONRY L-BLOCK, 3 COURSES 8"x8"x16" CONC. MASONRY BLOCK WALL  
 20"x8" CONC. FTG.

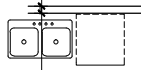
42'-8" **UNEXCAVATED** 576 S.F.

4" CONC. SLAB ON 6 MIL POLY VB & 4" WASHED GRAVEL FILL

21'-5 1/2"

5'-8"

10'-8"



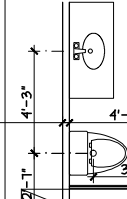
9'-0"

19'-0"

5'-5"

12'-0"

26'-0"

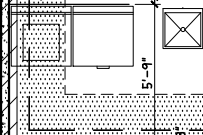


4'-3"

4'-8"

7'-1"

3'-8"



5'-8"

6'-4 1/2"

6'-8 1/2"

2'-8"

8'-11-10"

8'-4"

22'-8"

4'-8"

4'-0"

4'-0"

4'-0"

4'-0"

4'-0"

4'-0"

4'-0"

4'-0"

4'-0"

4'-0"

4'-0"

4'-0"

4'-0"

4'-0"

4'-0"

4'-0"

4'-0"

4'-0"

4'-0"

4'-0"

4'-0"

4'-0"

0 1/4" 3'-4 1/2"

**UNEXCAVATED** 435 S.F.

4" CONC. SLAB ABV ON COMP. GRAVEL FILL SLOPE 1/8" PER 12" TO O.H. DOOR

HOLD DN. T.O.W. 8" FOR SLAB POUR THRU

8"x8"x16" SOLID CONC MASONRY BLOCK, 3 COURSES 8"x8"x16" CONC MASONRY BLOCK WALL  
 20"x8" CONC. FTG.

FOUNDATION CONTRACTOR TO PROVIDE 8"x4" NOTCH IN FDN. TO ACCOM. OVHD. GARAGE DOOR & TRACK

HOLD DN. T.O.W. 12" BEL TOP OF FINISH GRADE FOR POUR THRU

HOLD DN. T.O.W. 8" FOR SLAB POUR THRU

D.S.

