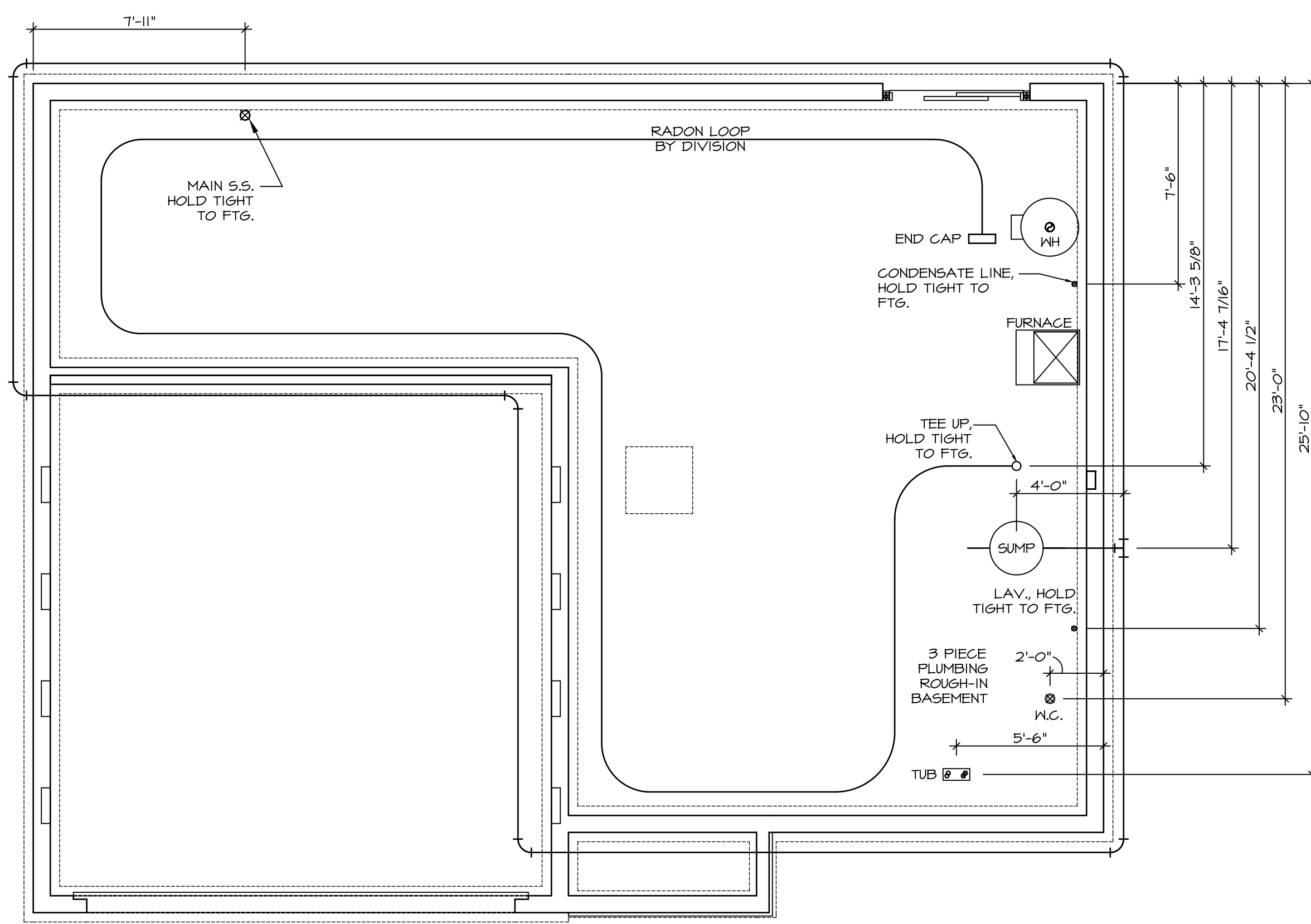


NOTE
 RADON REMEDIATION
 RADON LOOP:
 - (4") PERFORATED HDPE "LOOP"
 - MUST BE PLACED IN STONE BED SLIGHTLY HIGHER THAN ANY INTERIOR DRAINTILE
 - LOOP TO BE SEPARATE FROM ANY DRAINTILE ELEMENTS
 - TO BE CORRUGATED HDPE PIPE
 - SCREENS TO BE INSTALLED THROUGH LOOP AT TEE UP INTO STACK
 STACK REQUIREMENTS:
 - 3" PVC STACK (4" IF BASEMENT IS GREATER THAN 2200 SQFT.)
 - NO PART OF STACK IS TO BE HORIZONTAL (45° ELBOWS PERMITTED AS REQUIRED)
 - PIPE TO BE PHYSICALLY LABELED IN THE FIELD AS "RADON VENT" OR OTHER
 JURISDICTIONALLY REQUIRED LANGUAGE (ON EVERY LEVEL OF HOUSE)
 - ROOF TERMINATION TO BE IN TOP 1/3 OF ROOF
 - SCREEN OR VENT CAP INSTALLED TO KEEP PESTS OUT OF RADON VENT AT ROOF TERMINATION.



PLUMBING PLAN
 SCALE: 1/4" = 1'-0"

SHEET NO. A-5	MODEL CEDAR	SET NO. CDROO	OPTION DESCRIPTION 7
	DRAWING TITLE PLUMBING PLAN	VERSION 01	
		DATE:	OPTION

DIV-COMM-LOT-UNIT DCY-S2-0110	
COMM-LOT SAWYERS MILL - SIMPLY RYAN - 010	APT. NO. ----
STREET ADDRESS 5425 WOODCREEK DRIVE	CITY STATE ZIP MIDDLETOWN OH 45042

© NVR, Inc. expressly reserves the right to modify or amend these plans at any time without notice. These plans are not to be reproduced, changed or altered in any way without the written consent of NVR, Inc.

NVR
 NVR, Inc. Suite 100
 5285 Walkersville Road
 Frederick, MD 21703

C:\NVR\Solves\CEDAR_CDROO_01\DCY-S2-0110\215857A\SheetA Lot_Specific\7 A-5 PLUMB_LS.dwg 11/19/20 - 11:31 am

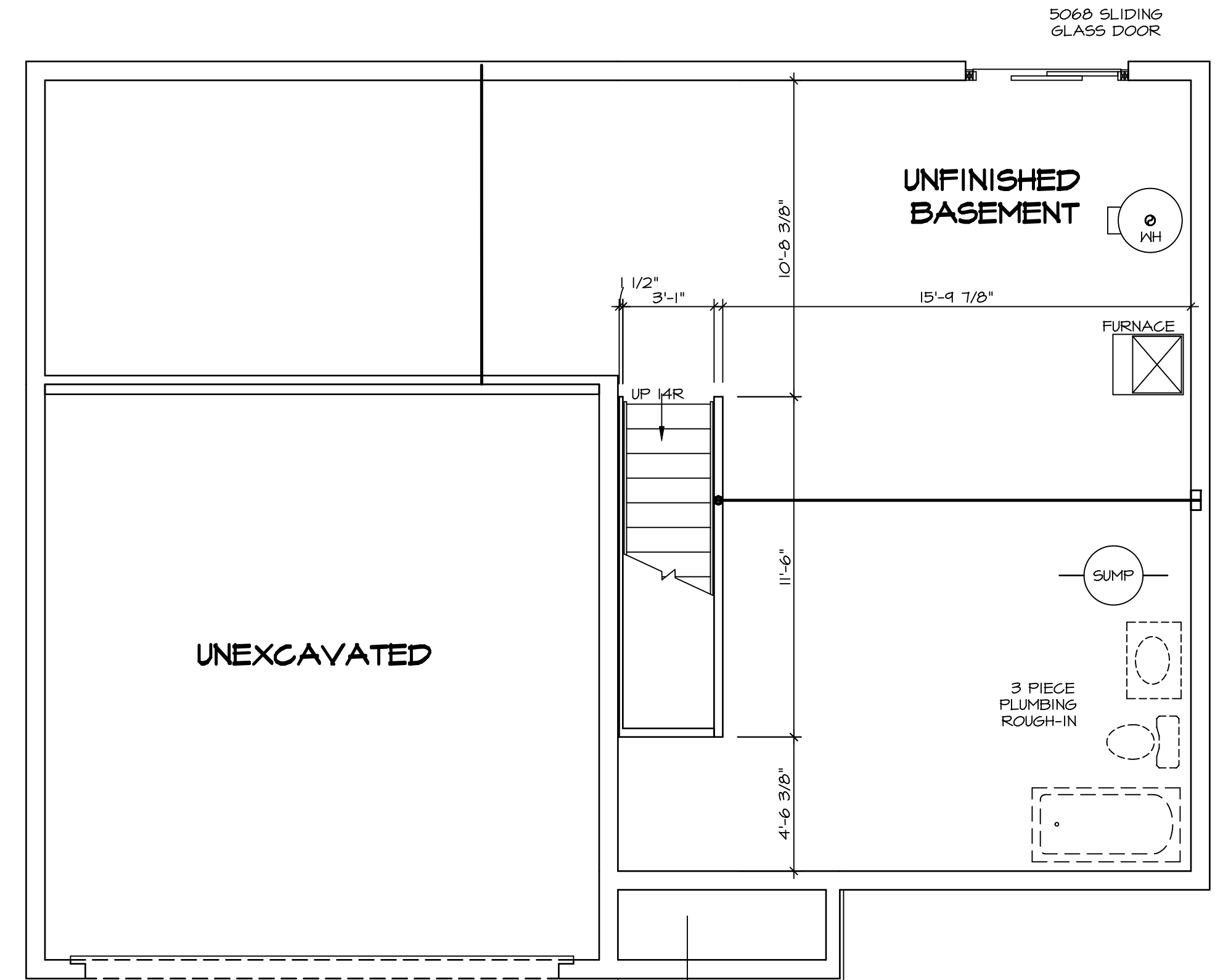
BASEMENT JACK SCHEDULE			
IDENTIFIER	DESCRIPTION	ENG. NUM.	REMARKS

LEGEND	
	BEARING WALL
	NON BEARING WALL
	INDICATES BEARING FROM POINT-LOAD ABOVE
	JACKS
	BEAM/HEADER
	PAD FOOTING
	STEEL COLUMN
	TRUSS TIE DOWN
	PORTAL FRAME
	JOIST/TRUSS
	LVL
	ENGINEERING PAGE NUMBER

SEE FC DETAILS FOR FRAMING CONNECTORS

- FLOOR PLAN NOTES**
- ALL HEADERS ARE (2) 2x6 w/ 2x4 WALLS OR (3) 2x6 w/ 2x6 WALLS, UNLESS OTHERWISE NOTED.
 - ALL HEADERS TO HAVE (1) 2x4 OR 2x6 JACK AND KING STUD EACH END, UNLESS OTHERWISE NOTED. MULTI-OPENING HEADERS TO HAVE (2) JACKS AT INTERMEDIATE BEARINGS, UNLESS OTHERWISE NOTED. NO ADDITIONAL FLOOR SYSTEM BLOCKING OR CONTINUOUS LOAD PATH JACKS ARE REQUIRED UNLESS OTHERWISE NOTED.
 - ALL EXTERIOR WALLS TO BE 4" w/ OSB OR 3 1/2" w/ LAMINATED FIBROUS STRUCTURAL SHEATHING, ALL INTERIOR WALLS TO BE 3 1/2", UNLESS OTHERWISE NOTED.
 - HATCHED AREAS INDICATE DROPPED CEILINGS. ALL DROPPED CEILINGS ARE 12" UNLESS OTHERWISE NOTED. SEE 'BRACED WALL PANEL DETAIL SHEET' FOR SPECIAL WALL FRAMING LOCATIONS AND HEADER SIZES, IF APPLICABLE.
 - SEE STANDARD DETAIL CATEGORY '11' SHEET(S) FOR INTERIOR TRIM DETAILS.
 - SEE ARCHITECTURAL DETAIL SHEET 'AD' FOR HOUSE SPECIFIC INTERIOR TRIM OPTION TABLE.
 - ALL WINDOWS HAVE T-O 1/2" HEADER HEIGHT UNLESS OTHERWISE NOTED.
 - ALL HEADERS IN NON-BEARING WALLS SHALL BE A SINGLE FLAT 2x4 OR 2x6 ATTACHED TO CRIPPLES ABOVE, UNLESS OTHERWISE NOTED.
 - TANKED WATER HEATER SHOWN AS BASE CONDITION, OPTIONAL TANKLESS WATER HEATER IS AVAILABLE IN LIEU OF TANKED WATER HEATER.

- GYPSUM NOTES**
- AT GARAGE:
GYPSUM BOARD AT COMMON WALLS, CEILINGS, BEAM WRAPS AND SUPPORTS PER STANDARD DETAIL FA-1(b) FIRE ASSEMBLIES OR AS REQUIRED BY LOCAL CODE.
- AT STAIRS:
1/2" GYPSUM BOARD AT UNDERSIDE OF STAIRS AND WALLS IN CLOSET



BASEMENT FLOOR PLAN
SCALE: 1/4" = 1'-0"

SHEET NO. A-6	MODEL CEDAR	DRAWING TITLE BASEMENT FLOOR PLAN	OPTION DESCRIPTION 8	SET NO. CDROO	VERSION 01	DRAWN BY	DATE:	OPTION
				<div style="display: flex; justify-content: space-between;"> <div> <p>© NVR, Inc. expressly reserves the right to modify these plans at any time without notice. These plans are not to be reproduced, changed or altered in any way without the written consent of NVR, Inc.</p> </div> <div style="text-align: center;"> <p>NVR, Inc. Suite 100 Frederick, MD 21703</p> </div> <div> <p>5285 Washburn Lane Frederick, MD 21703</p> </div> </div>				
DIV-COMM-LOT-UNIT DCY-S2-010				COMM-LOT SAWYERS MILL - SIMPLY RYAN - 010		STREET ADDRESS 5425 WOODCREEK DRIVE		CITY MIDDLETOWN
				STATE OH	ZIP 45042			

FIRST FLOOR JACK SCHEDULE			
IDENTIFIER	DESCRIPTION	ENG. NUM.	REMARKS
J101	JACK - (3) 2X4 SPF STUD GRADE	1019	
J102	JACK - (2) 2X4 SPF STUD GRADE	1019	
J103	JACK - (2) 2X4 SPF STUD GRADE	1014	
J104	JACK - (2) 2X4 SPF STUD GRADE	1014	
J105	JACK - (2) 2X4 SPF STUD GRADE	1012	
J106	JACK - (4) 2X4 SP#1	1025	
J107	JACK - (4) 2X4 SP#1	1025	
J108	JACK - (2) 2X4 SPF STUD GRADE	1008	
J109	JACK - (2) 2X4 SPF STUD GRADE	1008	
J110	JACK - (2) 2X4 SPF STUD GRADE	1010	
J111	JACK - (2) 2X4 SPF STUD GRADE	1010	
J112	JACK - (4) 2X4 SPF STUD GRADE	1006	
J113	JACK - (4) 2X4 SPF STUD GRADE	1006	
J114	JACK - (4) 2X4 SPF STUD GRADE	1006	
J115	JACK - (4) 2X4 SPF STUD GRADE	1006	

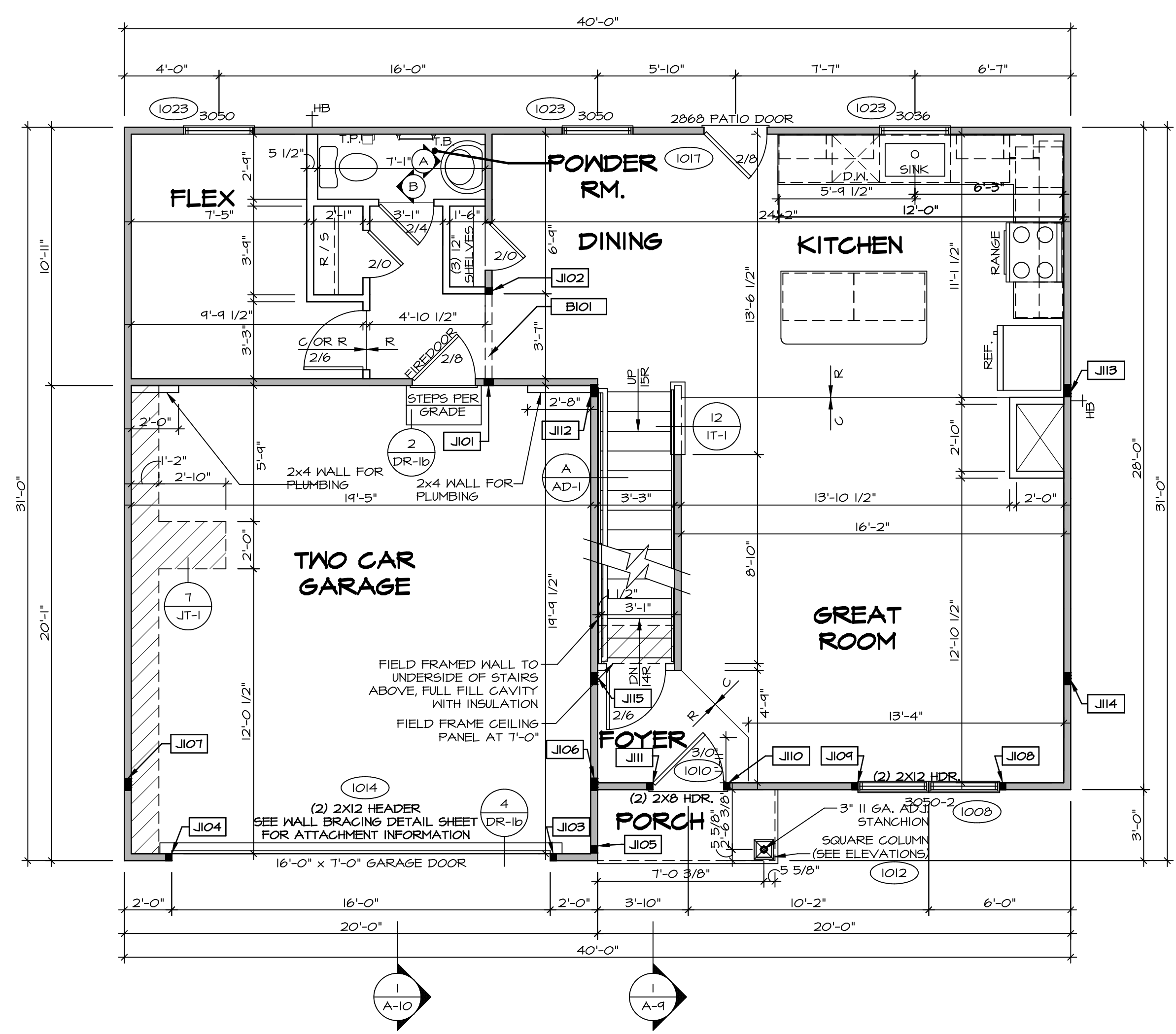
FIELD INSTALLED FIRST FLOOR BEAM/HEADER SCHEDULE				
IDENTIFIER	DESCRIPTION	LENGTH	ENG. NUM.	REMARKS
B101	INT HEADER - 2X8 - 2 FLY	4'-1"	1019	

LEGEND	
	BEARING WALL
	NON BEARING WALL
	INDICATES BEARING FROM POINT-LOAD ABOVE
	JACKS
	BEAM/HEADER
	PAD FOOTING
	STEEL COLUMN
	TRUSS TIE DOWN
	PORTAL FRAME
	JOIST/TRUSS
	LVL
	ENGINEERING PAGE NUMBER

SEE FC DETAILS FOR FRAMING CONNECTORS

- FLOOR PLAN NOTES**
- ALL HEADERS ARE (2) 2x6 w/ 2x4 WALLS OR (3) 2x6 w/ 2x6 WALLS, UNLESS OTHERWISE NOTED.
 - ALL HEADERS TO HAVE (1) 2x4 OR 2x6 JACK AND KING STUD EACH END, UNLESS OTHERWISE NOTED. MULTI-OPENING HEADERS TO HAVE (2) JACKS AT INTERMEDIATE BEARINGS, UNLESS OTHERWISE NOTED. NO ADDITIONAL FLOOR SYSTEM BLOCKING OR CONTINUOUS LOAD PATH JACKS ARE REQUIRED UNLESS OTHERWISE NOTED.
 - ALL EXTERIOR WALLS TO BE 4" w/ OSB OR 3 1/2" w/ LAMINATED FIBROUS STRUCTURAL SHEATHING, ALL INTERIOR WALLS TO BE 3 1/2", UNLESS OTHERWISE NOTED. HATCHED AREAS INDICATE DROPPED CEILINGS. ALL DROPPED CEILINGS ARE 12" UNLESS OTHERWISE NOTED. SEE "BRACED WALL PANEL DETAIL SHEET" FOR SPECIAL WALL FRAMING LOCATIONS AND HEADER SIZES, IF APPLICABLE.
 - SEE STANDARD DETAIL CATEGORY "11" SHEET(S) FOR INTERIOR TRIM DETAILS.
 - SEE ARCHITECTURAL DETAIL SHEET "AD" FOR HOUSE SPECIFIC INTERIOR TRIM OPTION TABLE.
 - ALL WINDOWS HAVE T-O 1/2" HEADER HEIGHT UNLESS OTHERWISE NOTED.
 - ALL HEADERS IN NON-BEARING WALLS SHALL BE A SINGLE FLAT 2X4 OR 2X6 ATTACHED TO CRIPPLES ABOVE, UNLESS OTHERWISE NOTED.
 - TANKED WATER HEATER SHOWN AS BASE CONDITION, OPTIONAL TANKLESS WATER HEATER IS AVAILABLE IN LIEU OF TANKED WATER HEATER.

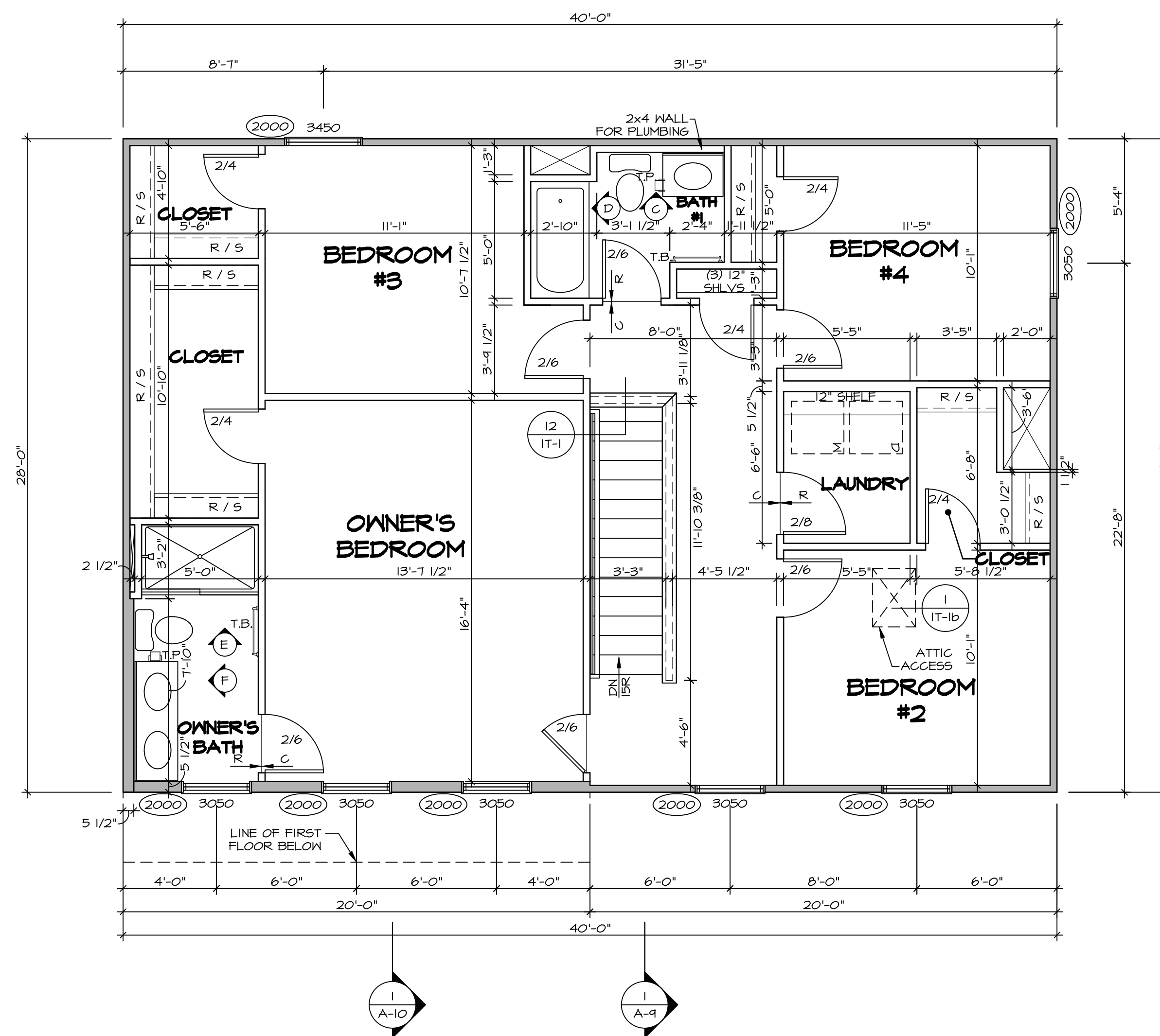
- GYPSUM NOTES**
- AT GARAGE:
GYPSUM BOARD AT COMMON WALLS, CEILING, BEAM WRAPS AND SUPPORTS PER STANDARD DETAIL FA-1(b) FIRE ASSEMBLIES OR AS REQUIRED BY LOCAL CODE.
- AT STAIRS:
1/2" GYPSUM BOARD AT UNDERSIDE OF STAIRS AND WALLS IN CLOSET



FIRST FLOOR PLAN
SCALE: 1/4" = 1'-0"

SHEET NO. A-7	MODEL CEDAR	DRAWING TITLE FIRST FLOOR PLAN	OPTION DESCRIPTION 9	SET NO. CDR00 VERSION 01 DRAWN BY DATE: OPTION	 NVR, Inc. Suite 100 5285 Washburn Ave. Frederick, MD 21703	DIV-COMM-LOT-UNIT DCY-S2-0110 COMM-LOT SAMYERS MILL - SIMPLY RYAN - 010 STREET ADDRESS 5425 WOODCREEK DRIVE CITY STATE OH MIDDLETOWN OH 45042

C:\NVR\Solves\CEDAR_CDR00_01\DCY-S2-0110\2158573\Sheet\Lot_Specific\9 A-7 PLAN_LS.dwg 11/19/20 - 11:31 am



SECOND FLOOR PLAN
SCALE: 1/4" = 1'-0"

LEGEND	
	BEARING WALL
	NON BEARING WALL
	INDICATES BEARING FROM POINT-LOAD ABOVE
	JACKS
	BEAM/HEADER
	PAD FOOTING
	STEEL COLUMN
	TRUSS TIE DOWN
	PORTAL FRAME
	JOIST/TRUSS
	LVL
	ENGINEERING PAGE NUMBER

SEE FC DETAILS FOR FRAMING CONNECTORS

- FLOOR PLAN NOTES**
- ALL HEADERS ARE (2) 2x6 w/ 2x4 WALLS OR (3) 2x6 w/ 2x6 WALLS, UNLESS OTHERWISE NOTED.
 - ALL HEADERS TO HAVE (1) 2x4 OR 2x6 JACK AND KING STUD EACH END, UNLESS OTHERWISE NOTED. MULTI-OPENING HEADERS TO HAVE (2) JACKS AT INTERMEDIATE BEARINGS, UNLESS OTHERWISE NOTED. NO ADDITIONAL FLOOR SYSTEM BLOCKING OR CONTINUOUS LOAD PATH JACKS ARE REQUIRED UNLESS OTHERWISE NOTED.
 - ALL EXTERIOR WALLS TO BE 4" w/ OSB OR 3 1/2" w/ LAMINATED FIBROUS STRUCTURAL SHEATHING, ALL INTERIOR WALLS TO BE 3 1/2", UNLESS OTHERWISE NOTED.
 - HATCHED AREAS INDICATE DROPPED CEILINGS. ALL DROPPED CEILINGS ARE 12" UNLESS OTHERWISE NOTED. SEE 'BRACED WALL PANEL DETAIL SHEET' FOR SPECIAL WALL FRAMING LOCATIONS AND HEADER SIZES, IF APPLICABLE.
 - SEE STANDARD DETAIL CATEGORY 'IT' SHEET(S) FOR INTERIOR TRIM DETAILS.
 - SEE ARCHITECTURAL DETAIL SHEET 'AD' FOR HOUSE SPECIFIC INTERIOR TRIM OPTION TABLE.
 - ALL WINDOWS HAVE 1"-0 1/2" HEADER HEIGHT UNLESS OTHERWISE NOTED.
 - ALL HEADERS IN NON-BEARING WALLS SHALL BE A SINGLE FLAT 2x4 OR 2x6 ATTACHED TO CRIPPLES ABOVE, UNLESS OTHERWISE NOTED.
 - TANKED WATER HEATER SHOWN AS BASE CONDITION, OPTIONAL TANKLESS WATER HEATER IS AVAILABLE IN LIEU OF TANKED WATER HEATER.

- GYPSUM NOTES**
- AT GARAGE:
GYPSUM BOARD AT COMMON WALLS, CEILING, BEAM WRAPS AND SUPPORTS PER STANDARD DETAIL FA-1(b) FIRE ASSEMBLIES OR AS REQUIRED BY LOCAL CODE.
- AT STAIRS:
1/2" GYPSUM BOARD AT UNDERSIDE OF STAIRS AND WALLS IN CLOSET

SHEET NO. A-8	MODEL CEDAR	SET NO. CDROO	DIV-COMM-LOT-UNIT DCY-S2-010
	DRAWING TITLE SECOND FLOOR PLAN	VERSION 01	
OPTION DESCRIPTION 10	DATE:	DATE:	STREET ADDRESS 5425 WOODCREEK DRIVE
	OPTION	OPTION	CITY MIDDLETOWN
			STATE OH
			ZIP 45042

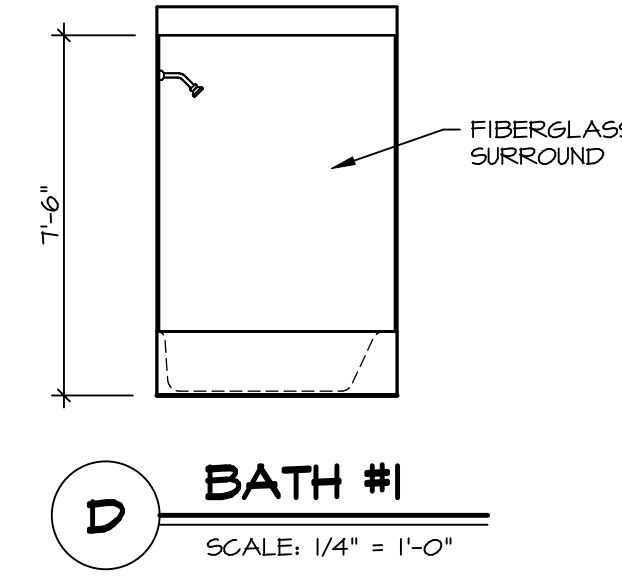
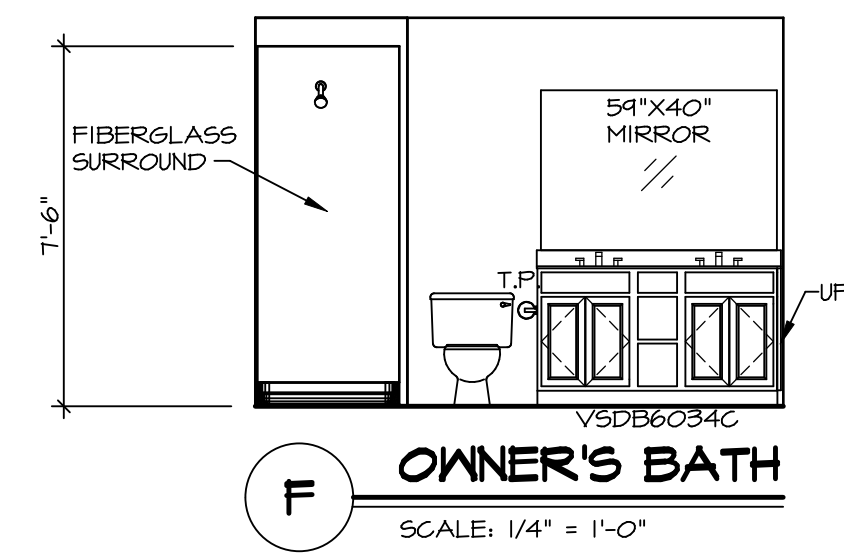
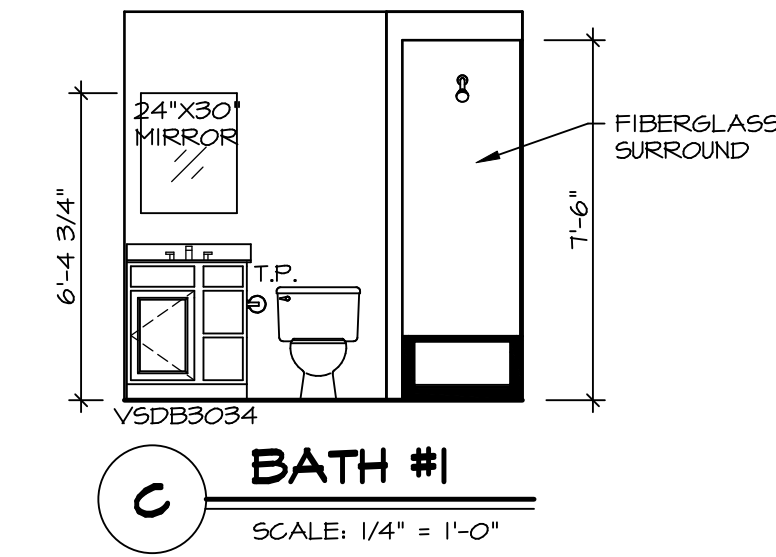

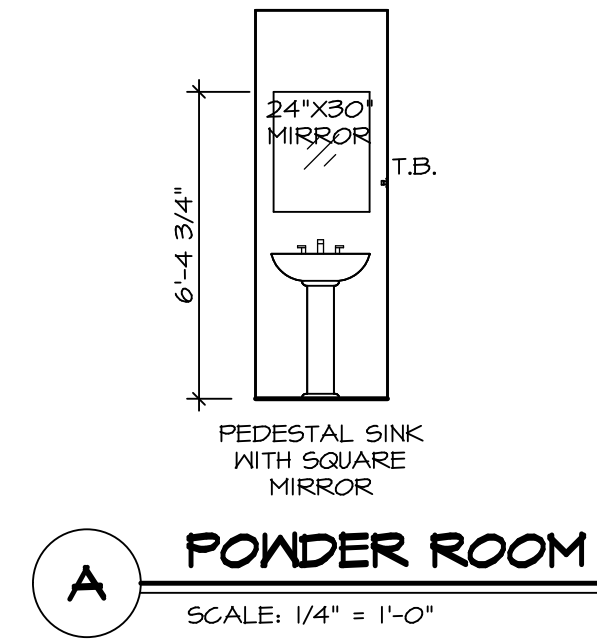
© NVR, Inc. expressly reserves the right to modify these plans without notice. These plans are not to be reproduced, changed, or copied in any way without the written consent of NVR, Inc.

NVR
NVR, Inc. Suite 100
Frederick, MD 21703

C:\NVR\Solves\CEDAR_CDROO_01\DCY-S2-010\2158573\Sheet\Lot_Specific\10_A-8_PLN2_LS.dwg 11/19/20 - 11:31 am

NOTES:

1. TEMPERED GLASS SHOWER ENCLOSURE WITH SWING DOORS OR OPTIONAL SLIDING DOOR BY DIVISION
2. TUB ACCESS PANELS PROVIDED AS NEEDED, ALL MATERIALS BY DIVISION
3. REFER TO SHEET IT-2 FOR TUB AND SHOWER DETAILS
4. ALL VSDB24-42 DRAWERS TO BE SET ON RIGHT HAND.
5. ALL BATH ELEVATIONS ARE SHOWN PER PLAN.



SHEET NO.	MODEL	SET NO.	CDPROO
A-13	CEDAR	VERSION	01
	DRAWING TITLE	DRAWN BY	
	BATH ELEVATIONS	DATE:	
	OPTION DESCRIPTION	OPTION	
15			

NVR
NVR, Inc. Suite 100
5285 Washington Blvd.
Frederick, MD 21703

© NVR, Inc. expressly reserves the right to modify or change any of the information contained in these plans. These plans are not to be reproduced, changed or altered in any way without the written consent of NVR, Inc.

DIV-COMM-LOT-UNIT	DCY-S2-0110
COMM-LOT	
SAVYERS MILL - SIMPLY RYAN - 0110	
STREET ADDRESS	APT. NO.
5425 WOODCREEK DRIVE	----
CITY	STATE
MIDDLETOWN	OH
	ZIP
	45042