

1
A-4 **PLUMBING PLAN**
SCALE: 1/4" = 1'-0"

SHEET NO. A-4	MODEL BIRCH	SET NO. BRH00
OPTION DESCRIPTION 14	DRAWING TITLE PLUMBING PLAN	VERSION 01
	DATE:	DRAWN BY:
	OPTION	



© NVR, Inc. NVR, Inc. expressly reserves the right to modify or amend these plans without notice. These plans are not to be reproduced, changed or altered in any way without the written consent of NVR, Inc.

DIV-COMM-LOT-UNIT
DCY-S2-0152

COMM-LOT
SANTERS MILL - SIMPLY RYAN - 01B2

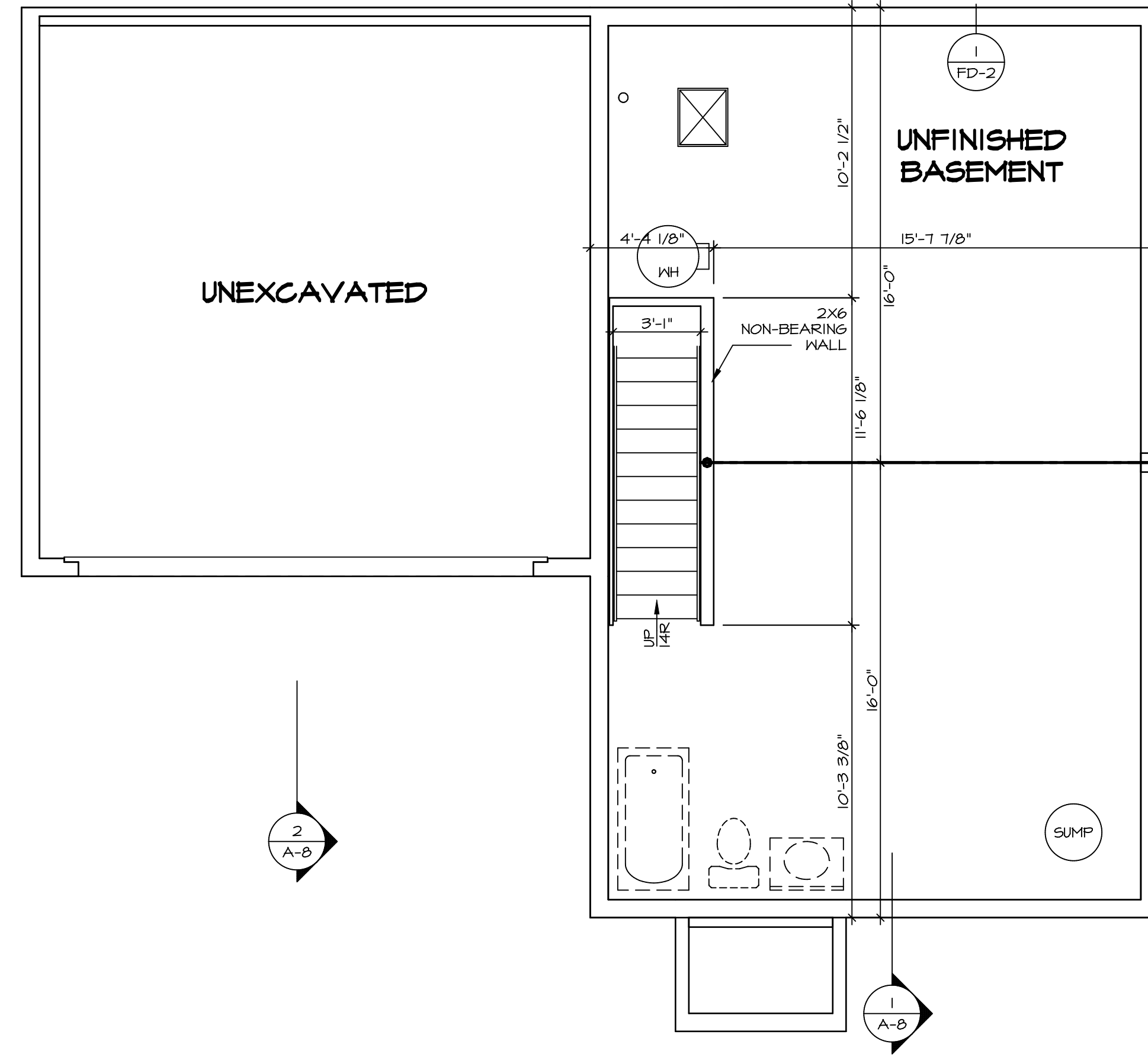
STREET ADDRESS
5925 SANTERS MILL DRIVE

CITY
MIDDLETOWN

STATE
OH

ZIP
45042

	APT. NO. ----
	STATE OH
	ZIP 45042



1
A-5
BASEMENT FLOOR PLAN
SCALE: 1/4" = 1'-0"

LEGEND

- BEARING WALL
- NON BEARING WALL
- INDICATES BEARING FROM POINT-LOAD ABOVE
- JACKS
- BEAM/HEADER
- PAD FOOTING
- STEEL COLUMN
- TRUSS TIE DOWN
- PORTAL FRAME
- JOIST/TRUSS
- LVL
- ENGINEERING PAGE NUMBER

SEE FC DETAILS FOR FRAMING CONNECTORS

- FLOOR PLAN NOTES** RYAN
- ALL HEADERS ARE (2) 2x6 w/ 2x4 WALLS OR (3) 2x6 w/ 2x6 WALLS, UNLESS OTHERWISE NOTED.
 - ALL HEADERS TO HAVE (1) 2x4 OR 2x6 JACK AND KING STUD EACH END, UNLESS OTHERWISE NOTED. MULTI-OPENING HEADERS TO HAVE (2) JACKS AT INTERMEDIATE BEARING, UNLESS OTHERWISE NOTED. NO ADDITIONAL FLOOR SYSTEM BLOCKING OR CONTINUOUS LOAD PATH JACKS ARE REQUIRED UNLESS OTHERWISE NOTED.
 - ALL EXTERIOR WALLS TO BE 4" w/ OSB OR 3 1/2" w/ LAMINATED FIBROUS STRUCTURAL SHEATHING. ALL INTERIOR WALLS TO BE 3 1/2", UNLESS OTHERWISE NOTED. HATCHED AREAS INDICATE DROPPED CEILINGS. ALL DROPPED CEILINGS ARE 12" UNLESS OTHERWISE NOTED. SEE "BRACED WALL PANEL DETAIL SHEET" FOR SPECIAL WALL FRAMING LOCATIONS AND HEADER SIZES, IF APPLICABLE.
 - SEE STANDARD DETAIL CATEGORY "IT" SHEET(S) FOR INTERIOR TRIM DETAILS.
 - SEE ARCHITECTURAL DETAIL SHEET "AD" FOR HOUSE SPECIFIC INTERIOR TRIM OPTION TABLE.
 - ALL HEADERS IN NON-BEARING WALLS SHALL BE A SINGLE FLAT 2x4 OR 2x6 ATTACHED TO CRIPPLES ABOVE, UNLESS OTHERWISE NOTED.
 - TANKED WATER HEATER SHOWN AS BASE CONDITION, OPTIONAL TANKLESS WATER HEATER IS AVAILABLE IN LIEU OF TANKED WATER HEATER.

- GYPSUM NOTES**
- AT GARAGE:**
GYPSUM BOARD AT COMMON WALLS, CEILING, BEAM WRAPS AND SUPPORTS PER STANDARD DETAIL FA-1(b) FIRE ASSEMBLIES OR AS REQUIRED BY LOCAL CODE.
- AT STAIRS:**
1/2" GYPSUM BOARD AT UNDERSIDE OF STAIRS AND WALLS IN CLOSET

BASEMENT JACK SCHEDULE

IDENTIFIER	DESCRIPTION	ENG. NUM.

© NVR, Inc. expressly reserves the right to modify or amend these plans at any time without notice. These plans are not to be reproduced, changed or altered in any way without the written consent of NVR, Inc.

NVR
NVR, Inc. Suite 100
Frederick, MD 21703

5285 Washburn Lane
Frederick, MD 21703

SET NO. BRH00
VERSION 01
DRAWN BY
DATE:
OPTION

MODEL
BIRCH
DRAWING TITLE
BASEMENT FLOOR PLAN
OPTION DESCRIPTION

SHEET NO.
A-5
16

DIV-COMM-LOT-UNIT
DCY-S2-0152

COMM-LOT
SAWYERS MILL - SIMPLY RYAN - 01B2

STREET ADDRESS
5825 SAWYERS MILL DRIVE

CITY
MIDDLETOWN

STATE
OH

ZIP
45042

APT. NO. -----

C:\NVR\Solves\BIRCH_BRH00_01\DCY-S2-0152\2137763\Sheets\Lot_Specific\16 A-5 BSM_LS.dwg 10/28/20 - 1:43 pm

FIRST FLOOR JACK SCHEDULE		
IDENTIFIER	DESCRIPTION	ENG. NUM.
J100	JACK - (4) 2x4 SFF STUD GRADE	1004
J101	JACK - (2) 2x4 SFF STUD GRADE	1002
J102	JACK - (3) 2x4 SFF STUD GRADE	1015
J103	JACK - (3) 2x4 SFF STUD GRADE	1015
J104	JACK - (4) 2x4 SFF STUD GRADE	1004
J105	JACK - (2) 2x4 SFF STUD GRADE	1008
J106	JACK - (2) 2x4 SFF STUD GRADE	1008

LEGEND	
	BEARING WALL
	NON BEARING WALL
	INDICATES BEARING FROM POINT-LOAD ABOVE
	JACKS
	BEAM/HEADER
	PAD FOOTING
	STEEL COLUMN
	TRUSS TIE DOWN
	PORTAL FRAME
	JOIST/TRUSS
	LVL
	ENGINEERING PAGE NUMBER

SEE FC DETAILS FOR FRAMING CONNECTORS

ALL WINDOWS HAVE $\frac{1}{2}$ " HEADER HEIGHT UNLESS OTHERWISE NOTED

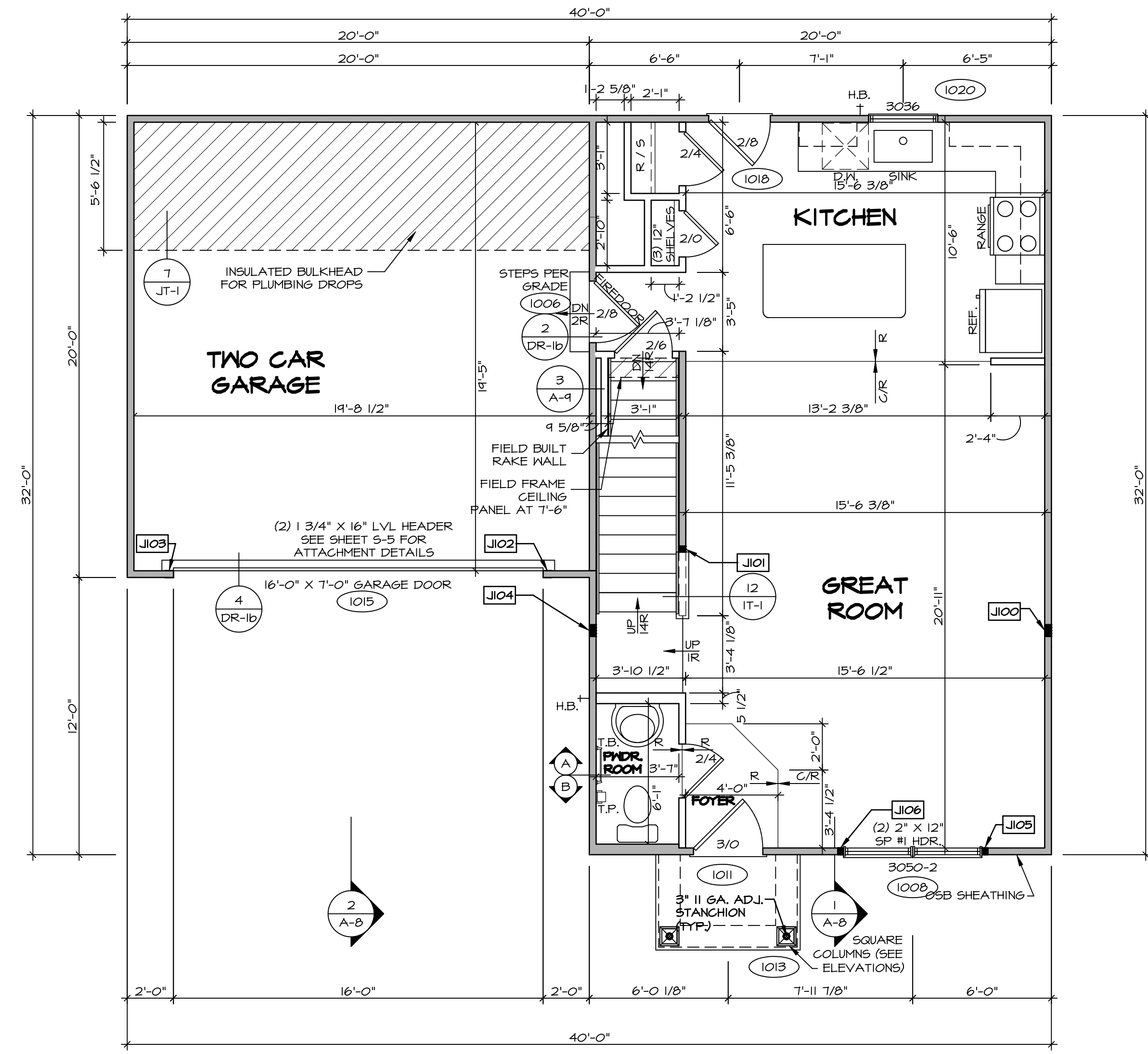
FLOOR PLAN NOTES RYAN

- ALL HEADERS ARE (2) 2x6 w/ 2x4 WALLS OR (3) 2x6 w/ 2x6 WALLS, UNLESS OTHERWISE NOTED.
- ALL HEADERS TO HAVE (1) 2x4 OR 2x6 JACK AND KING STUD EACH END, UNLESS OTHERWISE NOTED. MULTI-OPENING HEADERS TO HAVE (2) JACKS AT INTERMEDIATE BEARING, UNLESS OTHERWISE NOTED. NO ADDITIONAL FLOOR SYSTEM BLOCKING OR CONTINUOUS LOAD PATH JACKS ARE REQUIRED UNLESS OTHERWISE NOTED.
- ALL EXTERIOR WALLS TO BE 4" w/ OSB OR 3 1/2" w/ LAMINATED FIBROUS STRUCTURAL SHEATHING. ALL INTERIOR WALLS TO BE 3 1/2", UNLESS OTHERWISE NOTED.
- HATCHED AREAS INDICATE DROPPED CEILING. ALL DROPPED CEILING ARE 12" UNLESS OTHERWISE NOTED.
- SEE "BRACED WALL PANEL DETAIL SHEET" FOR SPECIAL WALL FRAMING LOCATIONS AND HEADER SIZES, IF APPLICABLE.
- SEE STANDARD DETAIL CATEGORY "IT" SHEET(S) FOR INTERIOR TRIM DETAILS.
- SEE ARCHITECTURAL DETAIL SHEET "AD" FOR HOUSE SPECIFIC INTERIOR TRIM OPTION TABLE.
- ALL HEADERS IN NON-BEARING WALLS SHALL BE A SINGLE FLAT 2x4 OR 2x6 ATTACHED TO CRIPPLES ABOVE, UNLESS OTHERWISE NOTED.
- TANKED WATER HEATER SHOWN AS BASE CONDITION, OPTIONAL TANKLESS WATER HEATER IS AVAILABLE IN LIEU OF TANKED WATER HEATER.

GYPSUM NOTES

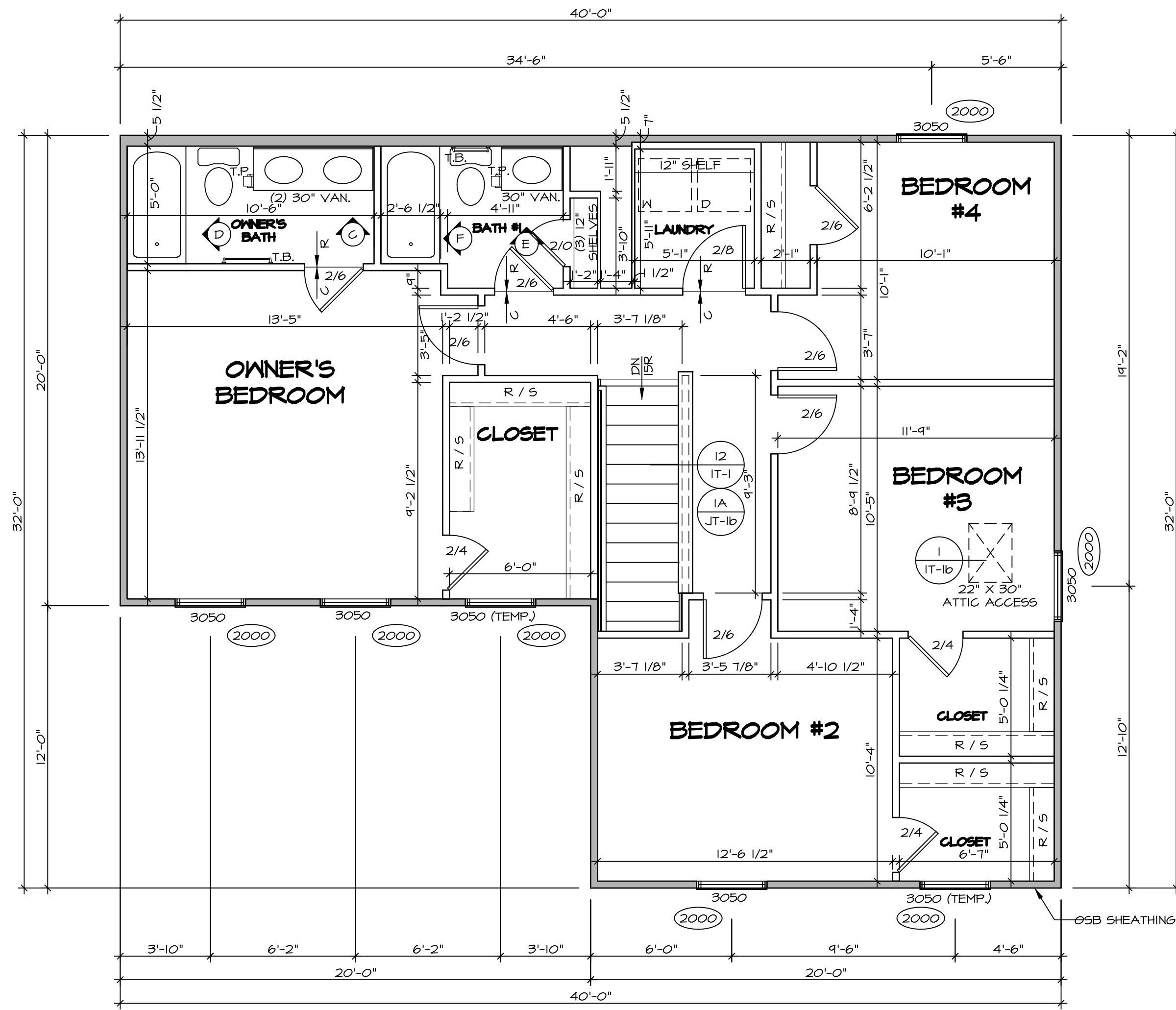
AT GARAGE:
GYPSUM BOARD AT COMMON WALLS, CEILING, BEAM WRAPS AND SUPPORTS PER STANDARD DETAIL FA-1(b) FIRE ASSEMBLIES OR AS REQUIRED BY LOCAL CODE.

AT STAIRS:
1/2" GYPSUM BOARD AT UNDERSIDE OF STAIRS AND WALLS IN CLOSET



FIRST FLOOR PLAN
SCALE: 1/4" = 1'-0"

SHEET NO. A-6	MODEL BIRCH	DRAWING TITLE FIRST FLOOR PLAN	SET NO. BRH00	VERSION 01	DRAWN BY	DATE:	OPTION
			OPTION DESCRIPTION				
DIV.-COMM.-LOT-UNIT DCY-S2-0152		COMM-LOT SANRYERS MILL - SIMPLY RYAN - 0152	STREET ADDRESS 5925 SANRYERS MILL DRIVE	APT. NO. ---	CITY MIDDLETOWN	STATE OH	ZIP 45042
© NVR, Inc. expressly reserves the right to modify these plans without notice. These plans are not to be reproduced, changed or altered in any way without the written consent of NVR, Inc.		NVR NVR, Inc. Suite 100 Frederick, MD 21703		C:\NVR\Solves\BIRCH_BRH00_01\DCY-S2-0152\17763A Sheets\17 A-6 PLAN LS.dwg 10/28/20 1:43 pm			



SECOND FLOOR PLAN
SCALE: 1/4" = 1'-0"

LEGEND	
	BEARING WALL
	NON BEARING WALL
	INDICATES BEARING FROM POINT-LOAD ABOVE
	JACKS
	BEAM/HEADER
	PAD FOOTING
	STEEL COLUMN
	TRUSS TIE DOWN
	PORTAL FRAME
	JOIST/TRUSS
	LVL
	ENGINEERING PAGE NUMBER

SEE FC DETAILS FOR FRAMING CONNECTORS

ALL WINDOWS HAVE (1) 5/8" HEADER HEIGHT UNLESS OTHERWISE NOTED

FLOOR PLAN NOTES RYAN

- ALL HEADERS ARE (2) 2x6 w/ 2x4 WALLS OR (3) 2x6 w/ 2x6 WALLS, UNLESS OTHERWISE NOTED.
- ALL HEADERS TO HAVE (1) 2x4 OR 2x6 JACK AND KING STUD EACH END, UNLESS OTHERWISE NOTED. MULTI-OPENING HEADERS TO HAVE (2) JACKS AT INTERMEDIATE BEARING, UNLESS OTHERWISE NOTED. NO ADDITIONAL FLOOR SYSTEM BLOCKING OR CONTINUOUS LOAD PATH JACKS ARE REQUIRED UNLESS OTHERWISE NOTED.
- ALL EXTERIOR WALLS TO BE 4" w/ OSB OR 3 1/2" w/ LAMINATED FIBROUS STRUCTURAL SHEATHING. ALL INTERIOR WALLS TO BE 3 1/2", UNLESS OTHERWISE NOTED. HATCHED AREAS INDICATE DROPPED CEILING. ALL DROPPED CEILING ARE 12" UNLESS OTHERWISE NOTED.
- SEE "BRACED WALL PANEL DETAIL SHEET" FOR SPECIAL WALL FRAMING LOCATIONS AND HEADER SIZES, IF APPLICABLE.
- SEE STANDARD DETAIL CATEGORY "IT" SHEET(S) FOR INTERIOR TRIM DETAILS.
- SEE ARCHITECTURAL DETAIL SHEET "AD" FOR HOUSE SPECIFIC INTERIOR TRIM OPTION TABLE.
- ALL HEADERS IN NON-BEARING WALLS SHALL BE A SINGLE FLAT 2x4 OR 2x6 ATTACHED TO CRIPPLES ABOVE, UNLESS OTHERWISE NOTED.
- TANKED WATER HEATER SHOWN AS BASE CONDITION, OPTIONAL TANKLESS WATER HEATER IS AVAILABLE IN LIEU OF TANKED WATER HEATER.


GYPSUM NOTES

AT GARAGE:
GYPSUM BOARD AT COMMON WALLS, CEILING, BEAM WRAPS AND SUPPORTS PER STANDARD DETAIL FA-1(b) FIRE ASSEMBLIES OR AS REQUIRED BY LOCAL CODE.

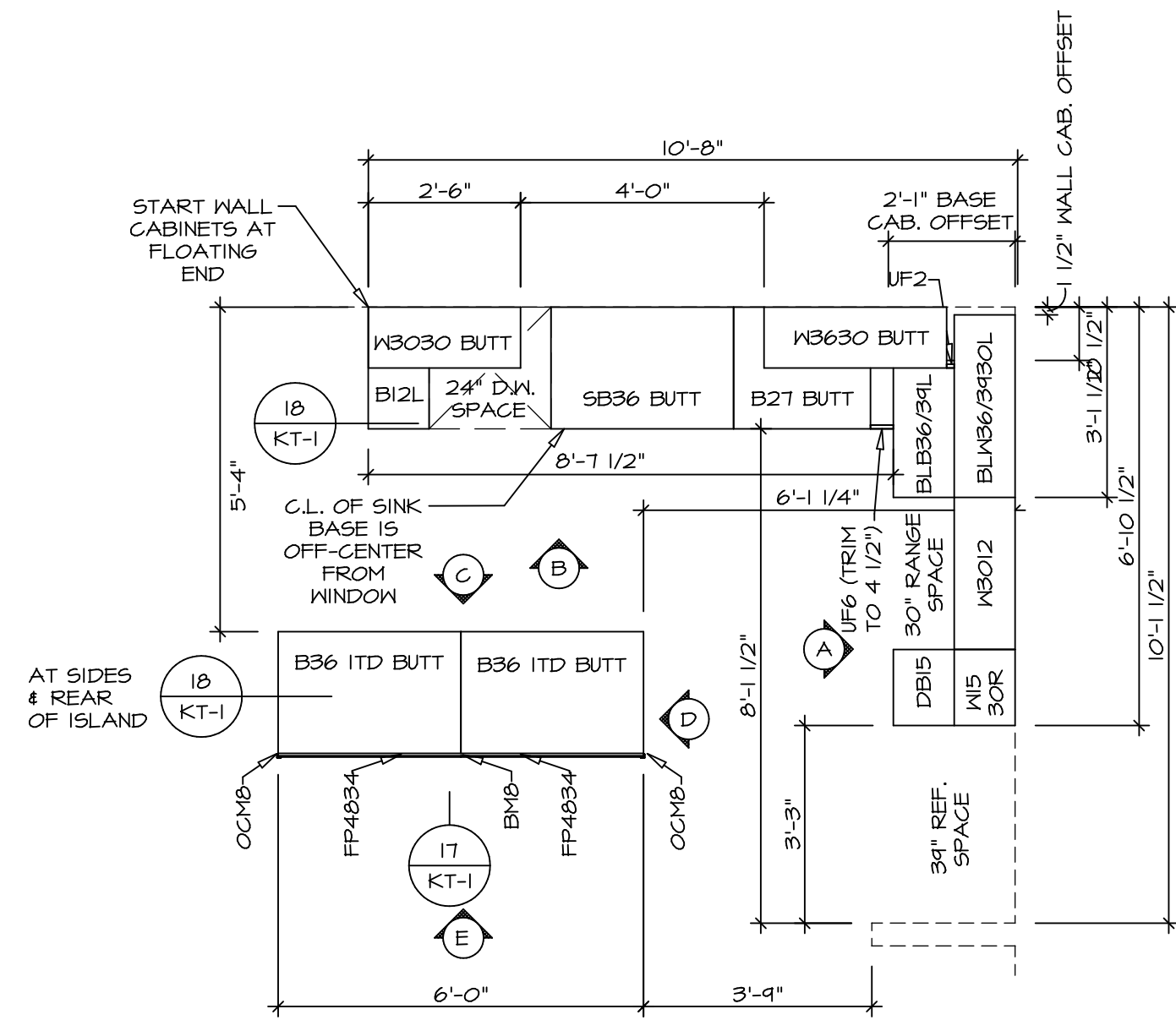
AT STAIRS:
1/2" GYPSUM BOARD AT UNDERSIDE OF STAIRS AND WALLS IN CLOSET

DIV-COMM-LOT-UNIT
DCY-S2-0152
COMM-LOT
SANTYERS MILL - SIMPLY RYAN - 0152
STREET ADDRESS
5925 SANTYERS MILL DRIVE
CITY MIDDLETOWN STATE OH ZIP 45042

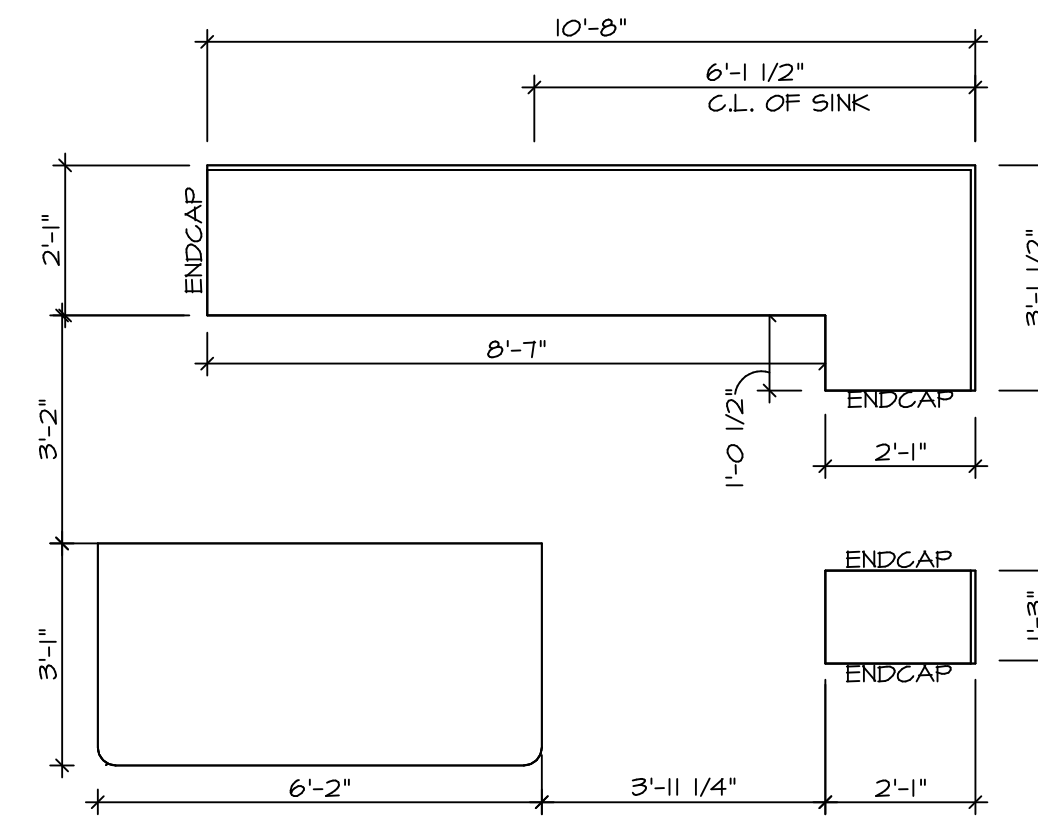
© NVR, Inc. expressly reserves the right to modify these plans without notice. These plans are not to be reproduced, changed or altered in any way without the written consent of NVR, Inc.



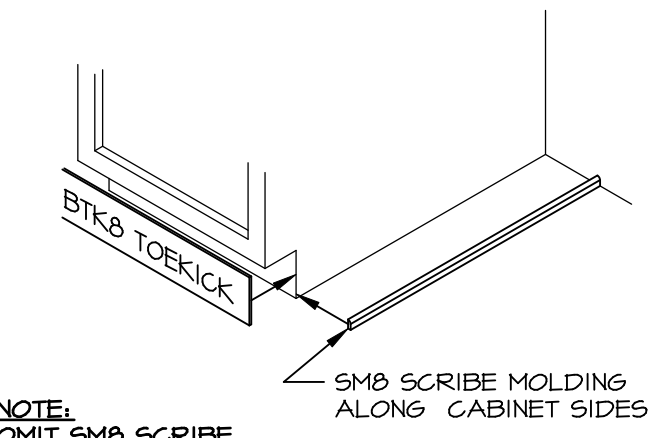
SHEET NO. A-7	MODEL BIRCH	SET NO. BRH00	VERSION 01
OPTION DESCRIPTION 18	DRAWING TITLE SECOND FLOOR PLAN	DRAWN BY	DATE:
		OPTION	



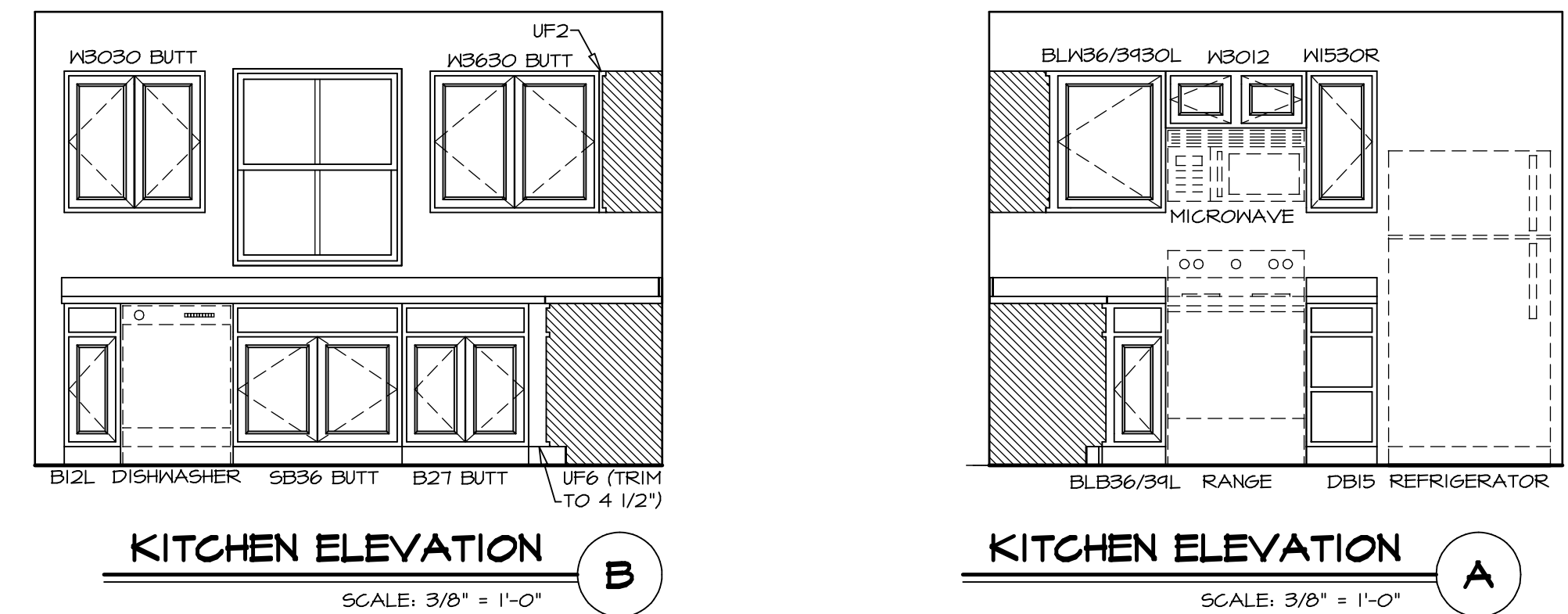
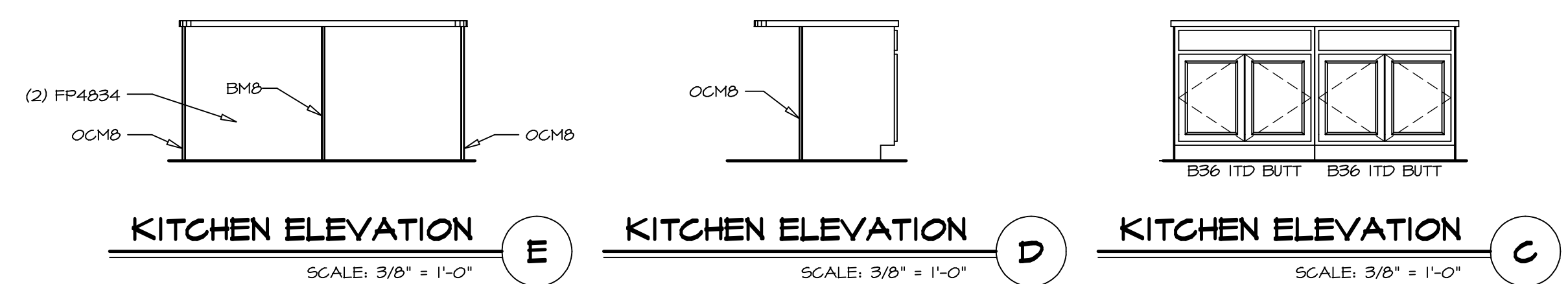
KITCHEN CABINET PLAN KC-3638
SCALE: 3/8" = 1'-0"
A-10



KITCHEN COUNTERTOP PLAN KT-3638
SCALE: 3/8" = 1'-0"
A-10

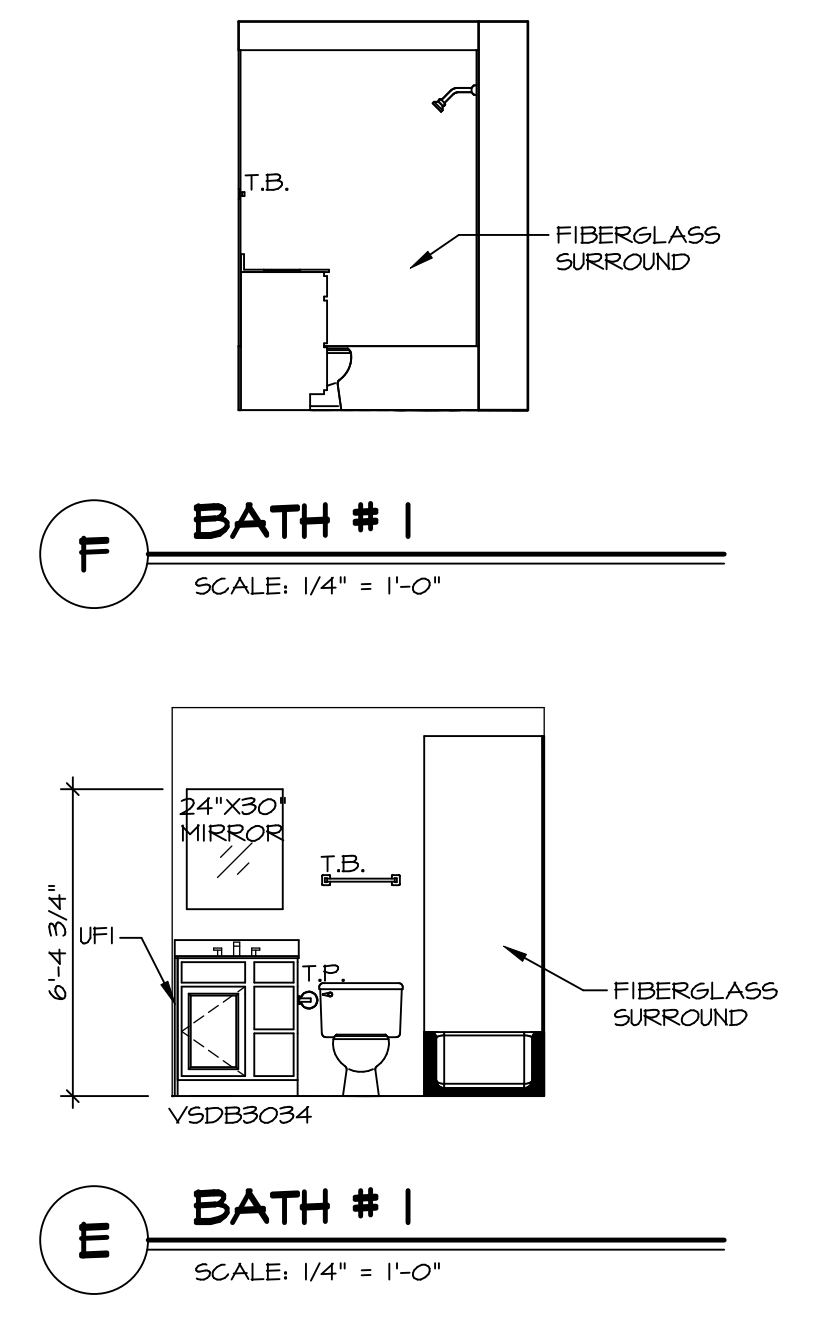
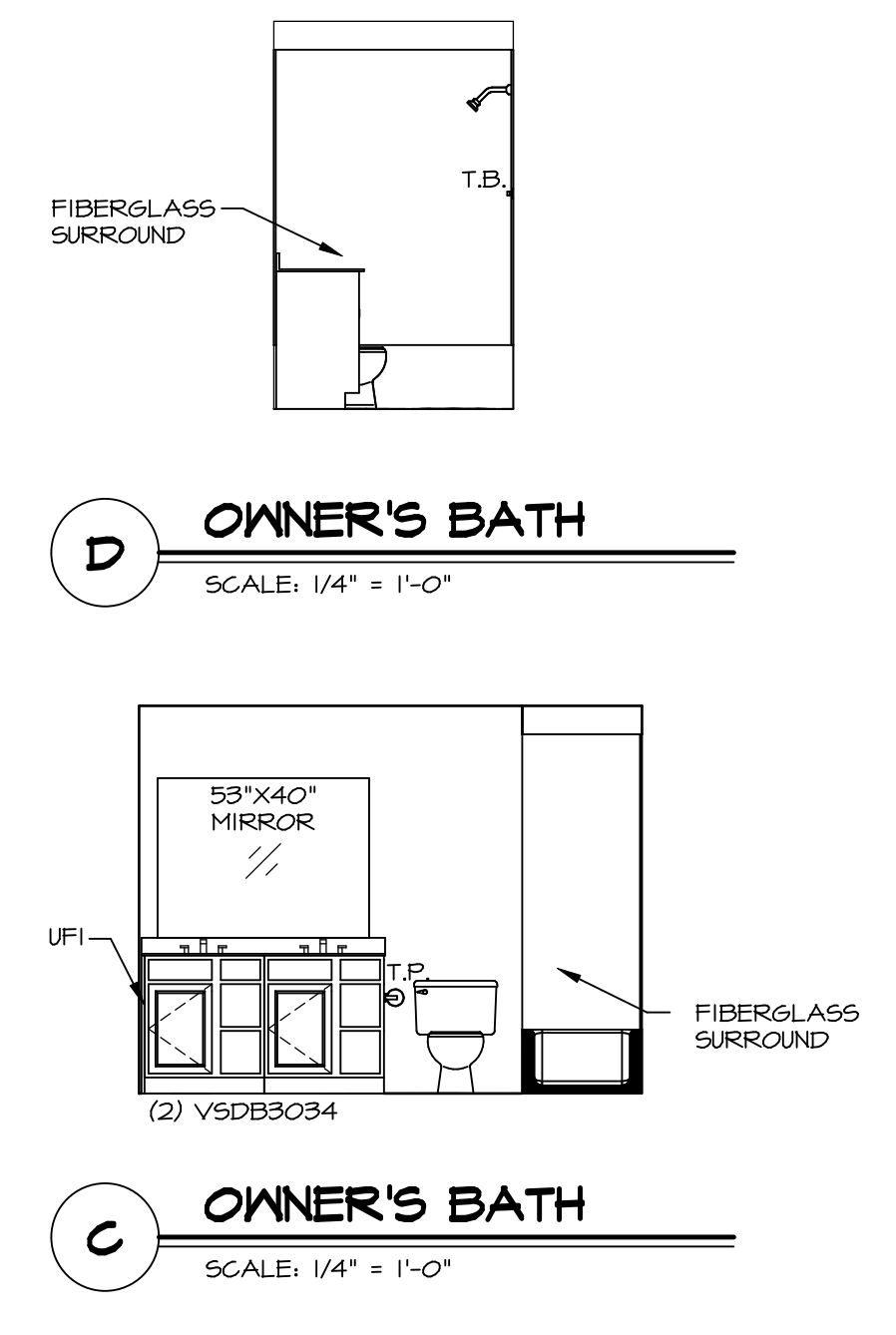
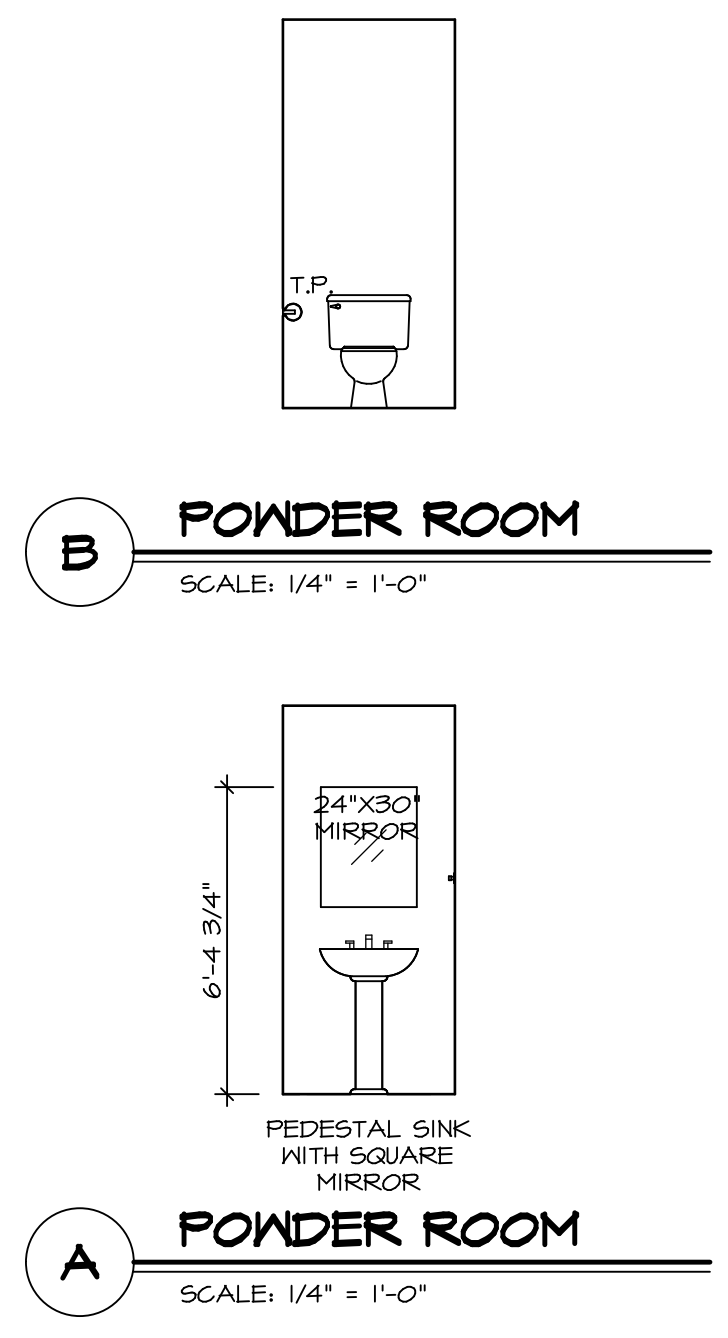


NOTE: OMIT SMB SCRIBE MOLDING AT DISHWASHER SPACES
TOEKICK / SCRIBE DETAIL
SCALE: 3/4" = 1'-0"



NOTES:
1. CABINET LAYOUT(S) ARE BASED ON FINISHED DIMENSIONS TO DRYWALL.
2. IF KITCHEN PLANS/ELEVATIONS CALL-OUT STANDARD MOULDING, REFER TO STANDARD DETAIL (NKT-1) FOR REPLACEMENT BASED ON CABINET STYLE.
3. ALL (UF#) FILLERS ARE TO BE "TRIM TO FIT".

SHEET NO. A-10	MODEL BIRCH	DRAWING TITLE KITCHEN PLANS AND ELEVATIONS	SET NO. BRH00	VERSION 01	DRAWN BY	DATE:	OPTION
			DIV-COMM-LOT-UNIT DCY-S2-0152 COMM-LOT SIMPLY RYAN - 0152 STREET ADDRESS 5925 SANKERS MILL DRIVE CITY MIDDLETOWN STATE OH ZIP 45042				
© NVR, Inc. expressly reserves the right to modify these plans without notice. These plans are not to be reproduced, changed or altered in any way without the written consent of NVR, Inc.							
 NVR, Inc. Suite 100 5285 Washington Road Frederick, MD 21703							
C:\NVR\Solves\BIRCH_BRH00_01\DCY-S2-0152\2137763\Sheet\Lot_Specific\21_A-10_KIT_LS.dwg 10/28/20 - 1:43 PM							



- NOTES:**
1. TEMPERED GLASS SHOWER ENCLOSURE WITH SWING DOOR OR OPTIONAL SLIDING DOOR BY DIVISION.
 2. TUB ACCESS PANELS PROVIDED AS NEEDED, ALL MATERIALS BY DIVISION.
 3. ALL BATH ELEVATIONS ARE SHOWN PER PLAN.
 4. ALL V5DB24-42 DRAWERS TO BE SET ON RIGHT HAND.

SHEET NO. A-11	MODEL BIRCH	SET NO. BRH00
VERSION 01	DRAWING TITLE BATH ELEVATIONS	VERSION 01
OPTION DESCRIPTION 22	DATE:	OPTION

NVR
NVR, Inc. Suite 100
5285 Washburne Rd.
Frederick, MD 21703

© NVR, Inc. expressly reserves the right to modify or change these plans without notice. These plans are not to be reproduced, changed or altered in any way without the written consent of NVR, Inc.

DIV-COMM-LOT-UNIT DCY-S2-0152	
COMM-LOT SAWYERS MILL - SIMPLY RYAN - 01B2	APT. NO. ----
STREET ADDRESS 5925 SAWYERS MILL DRIVE	CITY MIDDLETOWN
STATE OH	ZIP 45042