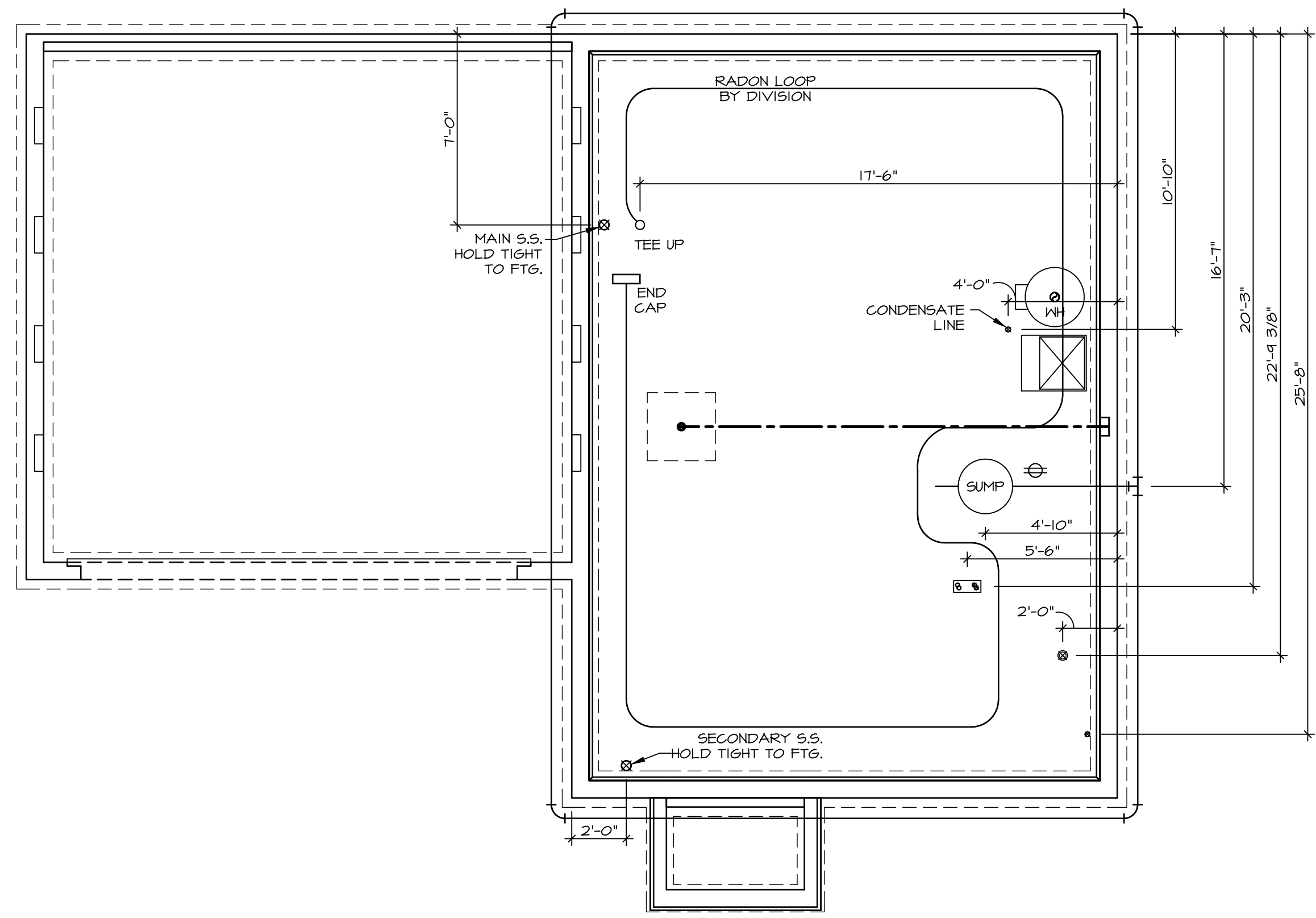


**NOTE**  
 RADON REMEDIATION  
 RADON LOOP:  
 - (4") PERFORATED HDPE "LOOP"  
 - MUST BE PLACED IN STONE BED SLIGHTLY HIGHER THAN ANY INTERIOR DRAINTILE  
 - LOOP TO BE SEPARATE FROM ANY DRAINTILE ELEMENTS  
 - TO BE CORRUGATED HDPE PIPE  
 - SCREENS TO BE INSTALLED THROUGH LOOP AT TEE UP INTO STACK  
 STACK REQUIREMENTS:  
 - 3" PVC STACK (4" IF BASEMENT IS GREATER THAN 2200 SQFT.)  
 - NO PART OF STACK IS TO BE HORIZONTAL (45° ELBOWS PERMITTED AS REQUIRED)  
 - PIPE TO BE PHYSICALLY LABELED IN THE FIELD AS "RADON VENT" OR OTHER  
 JURISDICTIONALLY REQUIRED LANGUAGE (ON EVERY LEVEL OF HOUSE)  
 - ROOF TERMINATION TO BE IN TOP 1/3 OF ROOF  
 - SCREEN OR VENT CAP INSTALLED TO KEEP PESTS OUT OF RADON VENT AT ROOF TERMINATION.



**PLUMBING PLAN**  
 SCALE: 1/4" = 1'-0"

SHEET NO. <b>A-5</b>	MODEL <b>ASPEN</b>	SET NO. <b>ASPOO</b>	OPTION DESCRIPTION <b>7</b>
	DRAWING TITLE <b>PLUMBING PLAN</b>	VERSION <b>01</b>	
DRAWN BY		DRAWN BY	
DATE: _____		DATE: _____	
OPTION		OPTION	
<p>© NVR, Inc. expressly reserves the right to modify or amend these plans at any time without notice. These plans are not to be reproduced, changed or altered in any way without the written consent of NVR, Inc.</p>			
<p><b>NVR</b>        NVR, Inc., Suite 100        Frederick, MD 21703</p>			
<p>DIV-COMM-LOT-UNIT  <b>DCY-S2-0291</b></p>			
<p>COMM-LOT        SAUNDERS MILL - SIMPLY RYAN - 0291</p>			
<p>STREET ADDRESS        5456 HAYDEN DRIVE</p>			
<p>CITY        MIDDLETOWN</p>			
<p>STATE        OH</p>			
<p>ZIP        45042</p>			
<p>APT. NO. _____</p>			

LEGEND	
	BEARING WALL
	NON BEARING WALL
	INDICATES BEARING FROM POINT-LOAD ABOVE
	JACKS
	BEAM/HEADER
	PAD FOOTING
	STEEL COLUMN
	TRUSS TIE DOWN
	PORTAL FRAME
	JOIST/TRUSS
	LVL
	ENGINEERING PAGE NUMBER

SEE FC DETAILS FOR FRAMING CONNECTORS

- FLOOR PLAN NOTES**
- ALL HEADERS ARE (2) 2x6 w/ 2x4 WALLS OR (3) 2x6 w/ 2x6 WALLS, UNLESS OTHERWISE NOTED.
  - ALL HEADERS TO HAVE (1) 2x4 OR 2x6 JACK AND KING STUD EACH END, UNLESS OTHERWISE NOTED. MULTI-OPENING HEADERS TO HAVE (2) JACKS AT INTERMEDIATE BEARINGS, UNLESS OTHERWISE NOTED. NO ADDITIONAL FLOOR SYSTEM BLOCKING OR CONTINUOUS LOAD PATH JACKS ARE REQUIRED UNLESS OTHERWISE NOTED.
  - ALL EXTERIOR WALLS TO BE 4" w/ OSB OR 3 1/2" w/ LAMINATED FIBROUS STRUCTURAL SHEATHING, ALL INTERIOR WALLS TO BE 3 1/2", UNLESS OTHERWISE NOTED. HATCHED AREAS INDICATE DROPPED CEILING. ALL DROPPED CEILING ARE 12" UNLESS OTHERWISE NOTED.
  - SEE "BRACED WALL PANEL DETAIL SHEET" FOR SPECIAL WALL FRAMING LOCATIONS AND HEADER SIZES, IF APPLICABLE.
  - SEE STANDARD DETAIL CATEGORY "11" SHEET(S) FOR INTERIOR TRIM DETAILS.
  - SEE ARCHITECTURAL DETAIL SHEET "AD" FOR HOUSE SPECIFIC INTERIOR TRIM OPTION TABLE.
  - ALL WINDOWS HAVE T-O 1/2" HEADER HEIGHT UNLESS OTHERWISE NOTED.
  - ALL HEADERS IN NON-BEARING WALLS SHALL BE A SINGLE FLAT 2x4 OR 2x6 ATTACHED TO CRIPPLES ABOVE, UNLESS OTHERWISE NOTED.
  - TANKED WATER HEATER SHOWN AS BASE CONDITION, OPTIONAL TANKLESS WATER HEATER IS AVAILABLE IN LIEU OF TANKED WATER HEATER.

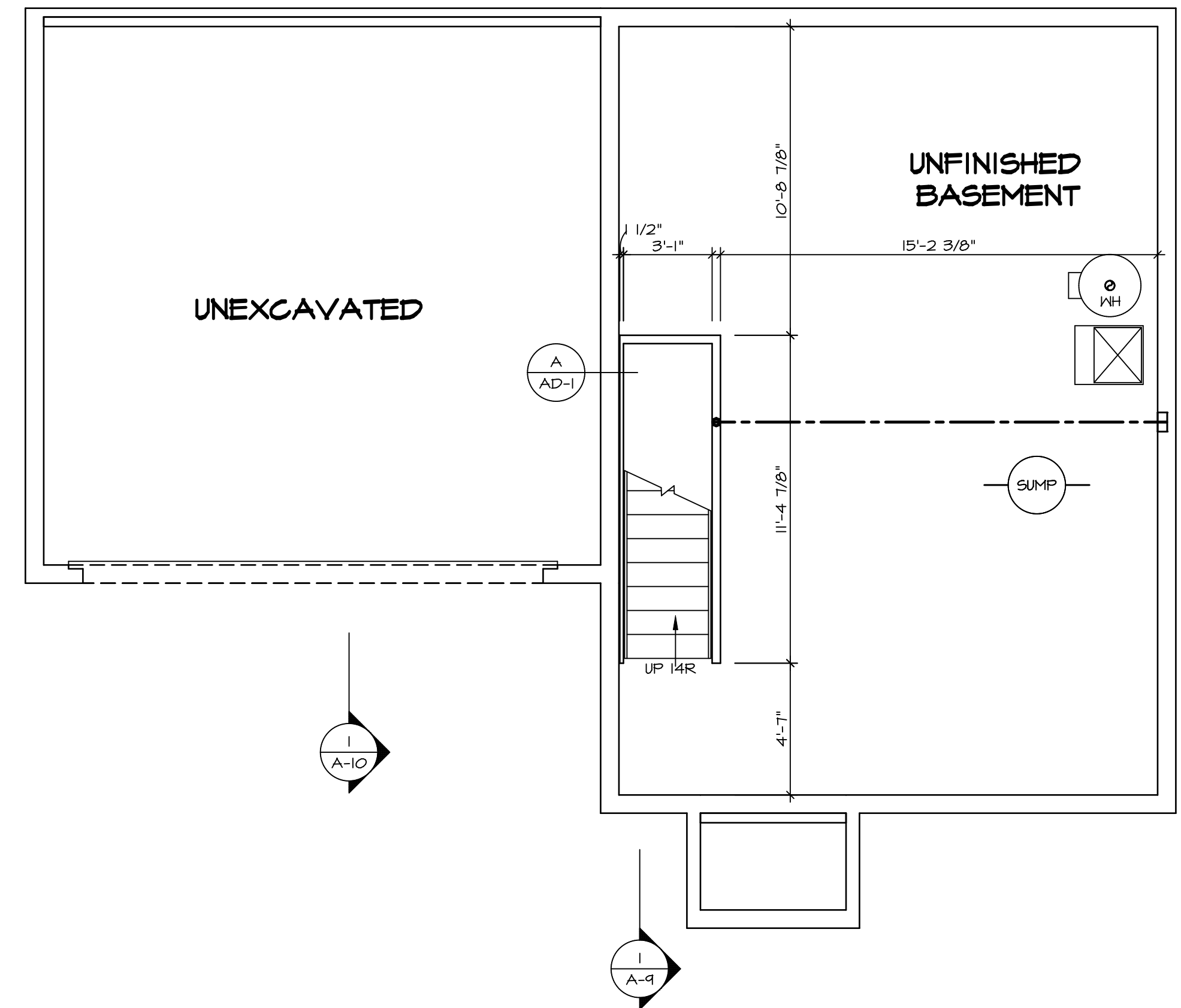
**GYPSUM NOTES**

AT GARAGE:  
GYPSUM BOARD AT COMMON WALLS, CEILING, BEAM WRAPS AND SUPPORTS PER STANDARD DETAIL FA-1(b) FIRE ASSEMBLIES OR AS REQUIRED BY LOCAL CODE.

AT STAIRS:  
1/2" GYPSUM BOARD AT UNDERSIDE OF STAIRS AND WALLS IN CLOSET

**BASEMENT JACK SCHEDULE**

IDENTIFIER	DESCRIPTION	ENG. NUM.	REMARKS



**BASEMENT FLOOR PLAN**  
SCALE: 1/4" = 1'-0"

© NVR, Inc. expressly reserves the right to modify these plans without notice. These plans are not to be reproduced, changed or altered in any way without the written consent of NVR, Inc.

**NVR**  
NVR, Inc. Suite 100  
Frederick, MD 21703

5285 Walkersville Road, Suite 100  
Frederick, MD 21703

SET NO. ASPEN  
VERSION 01  
DRAWN BY  
DATE:  
OPTION

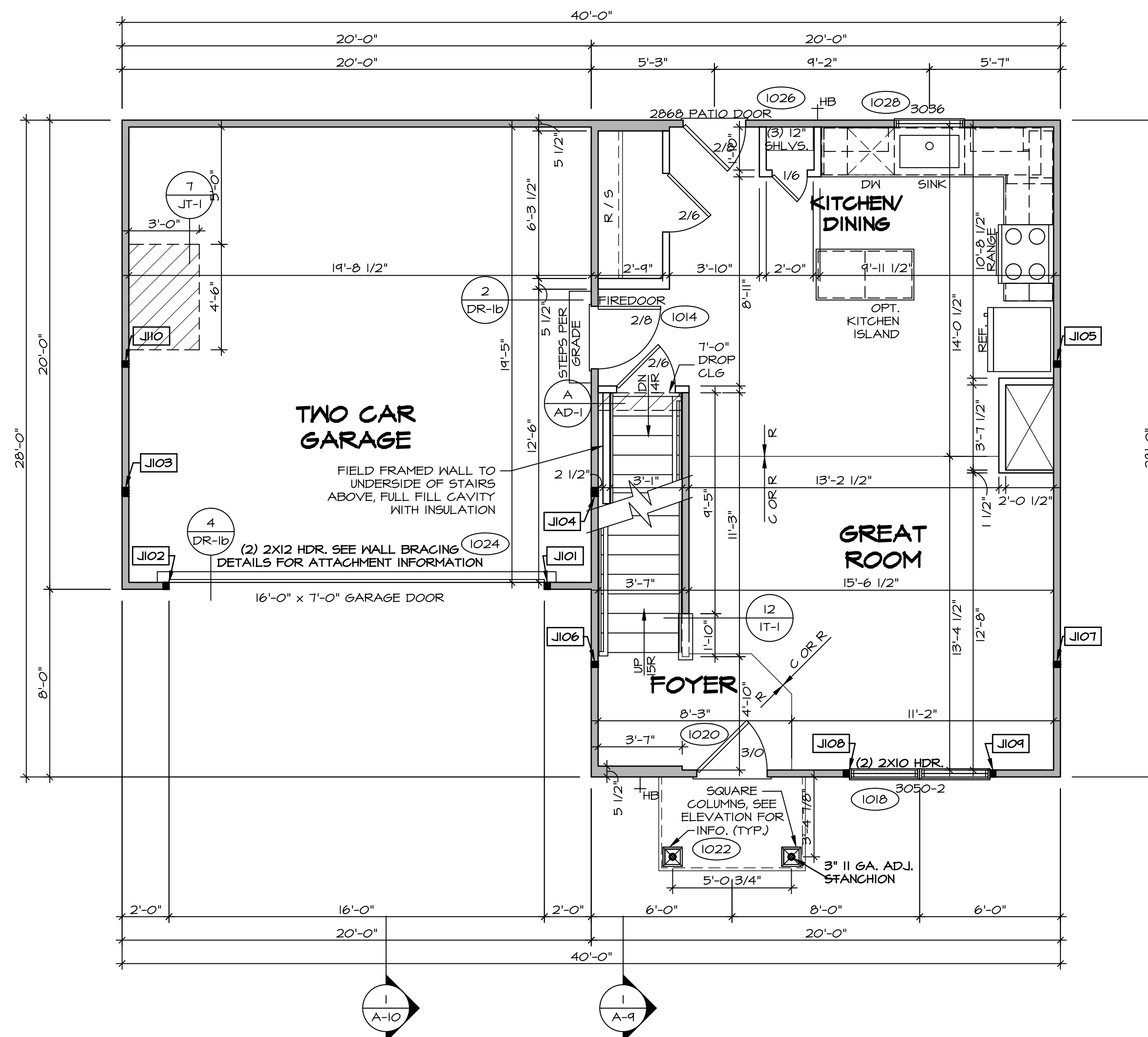
MODEL  
DRAWING TITLE  
BASEMENT FLOOR PLAN  
OPTION DESCRIPTION

SHEET NO. A-6

8

DIV-COMM-LOT-UNIT  
DCY-S2-0291  
COMM-LOT  
SAWYERS MILL - SIMPLY RYAN - 0291  
STREET ADDRESS  
5466 HAYDEN DRIVE  
CITY MIDDLETOWN STATE OH ZIP 45042

C:\NVR\Solves\ASPEN\_ASPEN\_01\DCY-S2-0291\222249\Sheet\Lot\_Specific\B A-6 BSMT\_LS.dwg 02/11/21 - 3:58 am



**FIRST FLOOR PLAN**  
SCALE: 1/4" = 1'-0"

**LEGEND**

	BEARING WALL
	NON BEARING WALL
	INDICATES BEARING FROM POINT-LOAD ABOVE
	JACKS
	BEAM/HEADER
	PAD FOOTING
	STEEL COLUMN
	TRUSS TIE DOWN
	PORTAL FRAME
	JOIST/TRUSS
	LVL
	ENGINEERING PAGE NUMBER

SEE FC DETAILS FOR FRAMING CONNECTORS

- FLOOR PLAN NOTES**
- ALL HEADERS ARE (2) 2x6 w/ 2x4 WALLS OR (3) 2x6 w/ 2x6 WALLS, UNLESS OTHERWISE NOTED.
  - ALL HEADERS TO HAVE (1) 2x4 OR 2x6 JACK AND KING STUD EACH END, UNLESS OTHERWISE NOTED. MULTI-OPENING HEADERS TO HAVE (2) JACKS AT INTERMEDIATE BEARINGS, UNLESS OTHERWISE NOTED. NO ADDITIONAL FLOOR SYSTEM BLOCKING OR CONTINUOUS LOAD PATH JACKS ARE REQUIRED UNLESS OTHERWISE NOTED.
  - ALL EXTERIOR WALLS TO BE 4" w/ OSB OR 3 1/2" w/ LAMINATED FIBROUS STRUCTURAL SHEATHING, ALL INTERIOR WALLS TO BE 3 1/2", UNLESS OTHERWISE NOTED. HATCHED AREAS INDICATE DROPPED CEILING. ALL DROPPED CEILING ARE 12" UNLESS OTHERWISE NOTED.
  - SEE "BRACED WALL PANEL DETAIL SHEET" FOR SPECIAL WALL FRAMING LOCATIONS AND HEADER SIZES, IF APPLICABLE.
  - SEE STANDARD DETAIL CATEGORY "11" SHEET(S) FOR INTERIOR TRIM DETAILS.
  - SEE ARCHITECTURAL DETAIL SHEET "AD" FOR HOUSE SPECIFIC INTERIOR TRIM OPTION TABLE.
  - ALL WINDOWS HAVE 1'-0 1/2" HEADER HEIGHT UNLESS OTHERWISE NOTED.
  - ALL HEADERS IN NON-BEARING WALLS SHALL BE A SINGLE FLAT 2x4 OR 2x6 ATTACHED TO CRIPPLES ABOVE, UNLESS OTHERWISE NOTED.
  - TANKED WATER HEATER SHOWN AS BASE CONDITION, OPTIONAL TANKLESS WATER HEATER IS AVAILABLE IN LIEU OF TANKED WATER HEATER.

- GYPSUM NOTES**
- AT GARAGE:  
GYPSUM BOARD AT COMMON WALLS, CEILING, BEAM WRAPS AND SUPPORTS PER STANDARD DETAIL FA-1(b) FIRE ASSEMBLIES OR AS REQUIRED BY LOCAL CODE.
- AT STAIRS:  
1/2" GYPSUM BOARD AT UNDERSIDE OF STAIRS AND WALLS IN CLOSET

**FIRST FLOOR JACK SCHEDULE**

IDENTIFIER	DESCRIPTION	ENG. NUM.	REMARKS
J101	JACK - (2) 2X4 SFF STUD GRADE	1024	
J102	JACK - (2) 2X4 SFF STUD GRADE	1024	
J103	JACK - (3) 2X4 SFF#1	1016	
J104	JACK - (3) 2X4 SFF#1	1016	
J105	JACK - (2) 2X4 SFF STUD GRADE	1012	
J106	JACK - (2) 2X4 SFF STUD GRADE	1012	
J107	JACK - (2) 2X4 SFF STUD GRADE	1012	
J108	JACK - (2) 2X4 SFF STUD GRADE	1018	
J109	JACK - (2) 2X4 SFF STUD GRADE	1018	
J110	JACK - (2) 2X4 SFF STUD GRADE	1012	

© NVR, Inc. expressly reserves the right to modify these plans without notice. These plans are not to be reproduced, changed or altered in any way without the written consent of NVR, Inc.

**NVR**  
NVR, Inc. Suite 100  
5285 Washington Blvd.  
Frederick, MD 21703

SET NO. ASP00  
VERSION 01  
DRAWN BY  
DATE:  
OPTION

MODEL  
**ASPEN**  
DRAWING TITLE  
**FIRST FLOOR PLAN**  
OPTION DESCRIPTION

SHEET NO.  
**A-7**  
9

DIV-COMM-LOT-UNIT  
**DCY-S2-0291**  
COMM-LOT  
SAWYERS MILL - SIMPLY RYAN - 0291  
STREET ADDRESS  
5466 HAYDEN DRIVE  
CITY  
MIDDLETOWN  
STATE  
OH  
ZIP  
45042

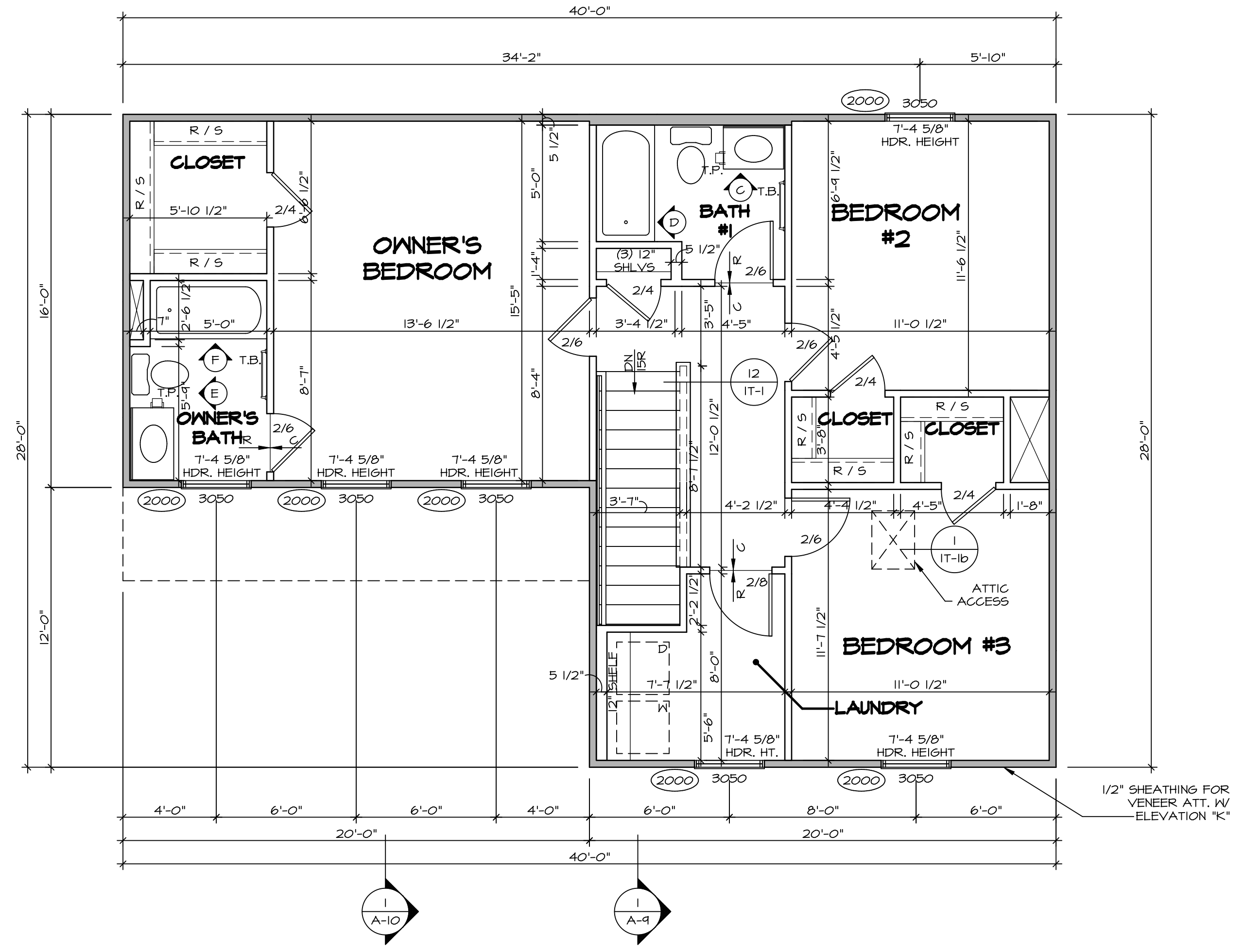
C:\NVR\Solves\ASPEN\_ASP00\_01\DCY-S2-0291\2222493\Sheet\Lot\_Specific\9 A-7 PLAN\_L5.dwg 02/11/21 - 3:38 am

LEGEND	
	BEARING WALL
	NON BEARING WALL
	INDICATES BEARING FROM POINT-LOAD ABOVE
	JACKS
	BEAM/HEADER
	PAD FOOTING
	STEEL COLUMN
	TRUSS TIE DOWN
	PORTAL FRAME
	JOIST/TRUSS
	LVL
	ENGINEERING PAGE NUMBER

SEE FC DETAILS FOR FRAMING CONNECTORS

- ### FLOOR PLAN NOTES
- ALL HEADERS ARE (2) 2x6 w/ 2x4 WALLS OR (3) 2x6 w/ 2x6 WALLS, UNLESS OTHERWISE NOTED.
  - ALL HEADERS TO HAVE (1) 2x4 OR 2x6 JACK AND KING STUD EACH END, UNLESS OTHERWISE NOTED. MULTI-OPENING HEADERS TO HAVE (2) JACKS AT INTERMEDIATE BEARINGS, UNLESS OTHERWISE NOTED. NO ADDITIONAL FLOOR SYSTEM BLOCKING OR CONTINUOUS LOAD PATH JACKS ARE REQUIRED UNLESS OTHERWISE NOTED.
  - ALL EXTERIOR WALLS TO BE 4" w/ OSB OR 3 1/2" w/ LAMINATED FIBROUS STRUCTURAL SHEATHING, ALL INTERIOR WALLS TO BE 3 1/2", UNLESS OTHERWISE NOTED. HATCHED AREAS INDICATE DROPPED CEILINGS. ALL DROPPED CEILINGS ARE 12" UNLESS OTHERWISE NOTED.
  - SEE "BRACED WALL PANEL DETAIL SHEET" FOR SPECIAL WALL FRAMING LOCATIONS AND HEADER SIZES, IF APPLICABLE.
  - SEE STANDARD DETAIL CATEGORY "11" SHEET(S) FOR INTERIOR TRIM DETAILS.
  - SEE ARCHITECTURAL DETAIL SHEET "AD" FOR HOUSE SPECIFIC INTERIOR TRIM OPTION TABLE.
  - ALL WINDOWS HAVE T-O 1/2" HEADER HEIGHT UNLESS OTHERWISE NOTED.
  - ALL HEADERS IN NON-BEARING WALLS SHALL BE A SINGLE FLAT 2x4 OR 2x6 ATTACHED TO CRIPPLES ABOVE, UNLESS OTHERWISE NOTED.
  - TANKED WATER HEATER SHOWN AS BASE CONDITION, OPTIONAL TANKLESS WATER HEATER IS AVAILABLE IN LIEU OF TANKED WATER HEATER.

- ### GYPSUM NOTES
- AT GARAGE:  
GYPSUM BOARD AT COMMON WALLS, CEILING, BEAM WRAPS AND SUPPORTS PER STANDARD DETAIL FA-1(b) FIRE ASSEMBLIES OR AS REQUIRED BY LOCAL CODE.
- AT STAIRS:  
1/2" GYPSUM BOARD AT UNDERSIDE OF STAIRS AND WALLS IN CLOSET



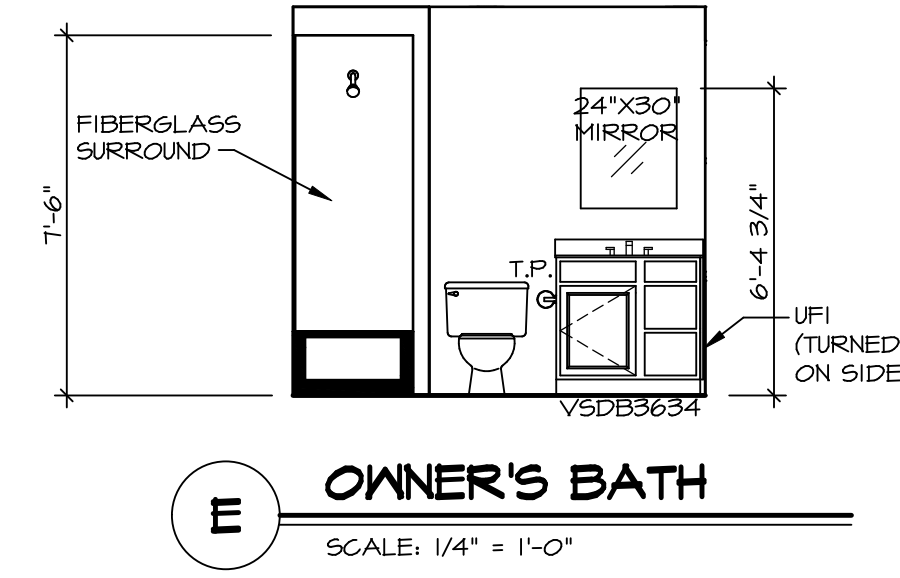
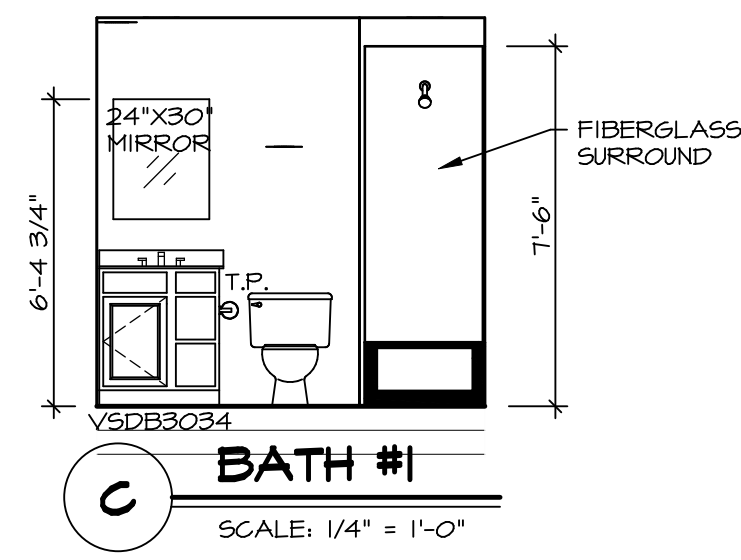
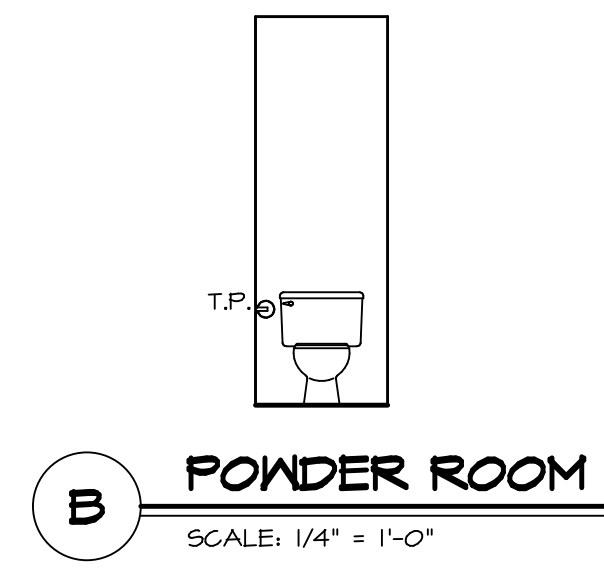
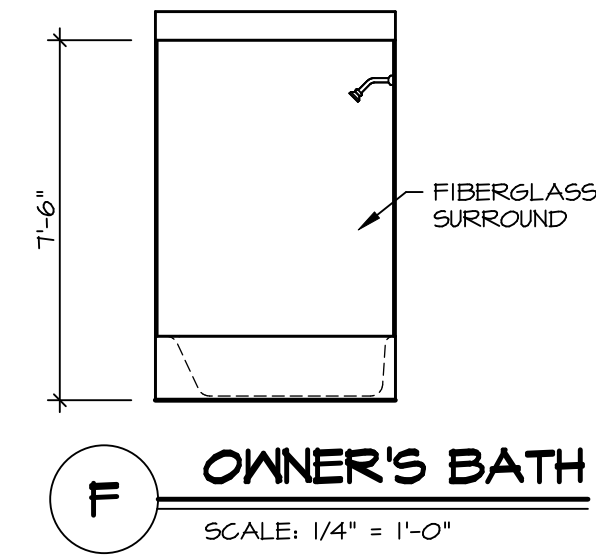
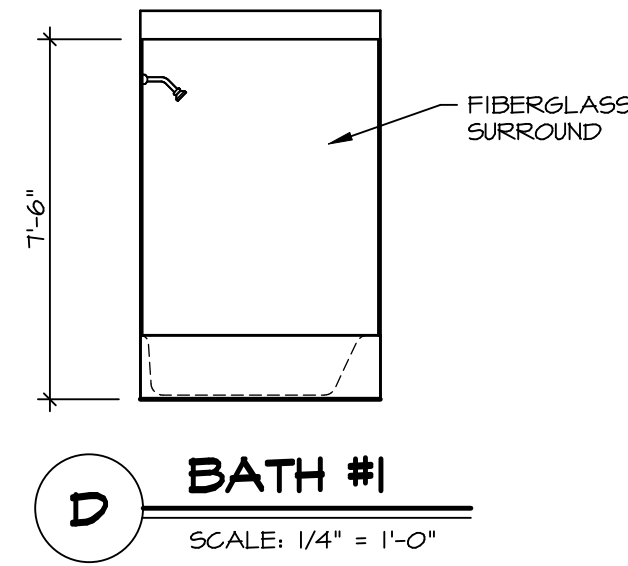
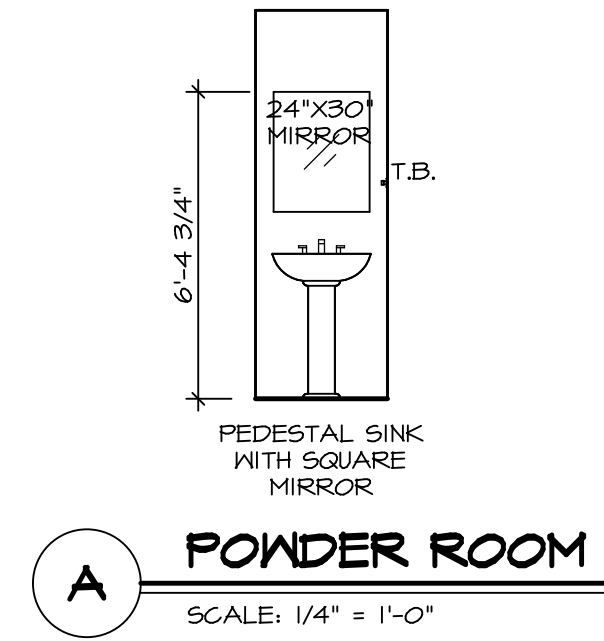
**SECOND FLOOR PLAN**  
SCALE: 1/4" = 1'-0"

DIV-COMM-LOT-UNIT <b>DCY-S2-0291</b>	
COMM-LOT COMM-LOT	SAWYERS MILL - SIMPLY RYAN - 0291
STREET ADDRESS 5456 HAYDEN DRIVE	APT. NO. -----
CITY MIDDLETOWN	STATE OH
ZIP 45042	
<p>© NVR, Inc. expressly reserves the right to modify these plans without notice. These plans are not to be reproduced, changed, or altered in any way without the written consent of NVR, Inc.</p>	
<p>NVR, Inc. Suite 100 Frederick, MD 21703</p>	
SET NO. ASP00 VERSION 01	DRAWN BY
DRAWING TITLE <b>SECOND FLOOR PLAN</b>	
DATE:	OPTION
OPTION DESCRIPTION	
SHEET NO. <b>A-8</b>	10




**NOTES:**

1. TEMPERED GLASS SHOWER ENCLOSURE WITH SWING DOORS OR OPTIONAL SLIDING DOOR BY DIVISION
2. TUB ACCESS PANELS PROVIDED AS NEEDED, ALL MATERIALS BY DIVISION
3. REFER TO SHEET IT-2 FOR TUB AND SHOWER DETAILS.
4. ALL VSDB24-42 DRAWERS TO BE SET ON RIGHT HAND.
5. ALL BATH ELEVATIONS ARE SHOWN PER PLAN.



SHEET NO.	MODEL	SET NO.	ASPOO
A-13	ASPEN	VERSION	01
	DRAWING TITLE	DRAWN BY	
	BATH ELEVATIONS	DATE:	
	OPTION DESCRIPTION	OPTION	
15			



© NVR, Inc. expressly reserves the right to modify or change these plans at any time without notice. These plans are not to be reproduced, changed or altered in any way without the written consent of NVR, Inc.

DIV-COMM-LOT-UNIT	DCY-S2-0291
COMM-LOT	5MAYERS MILL - SIMPLY RYAN - 0291
STREET ADDRESS	5456 HAYDEN DRIVE
CITY	MIDDLETOWN
STATE	OH
ZIP	45042