


1 PLUMBING PLAN
A-5 SCALE: 1/4" = 1'-0"

NOTE
RADON REMEDIATION
RADON LOOP:
- (4") PERFORATED HDPE "LOOP"
- MUST BE PLACED IN STONE BED SLIGHTLY HIGHER THAN ANY INTERIOR DRAINTILE
- LOOP TO BE SEPARATE FROM ANY DRAINTILE ELEMENTS
- TO BE CORRUGATED HDPE PIPE
- SCREENS TO BE INSTALLED THROUGH LOOP AT TEE UP INTO STACK
STACK REQUIREMENTS:
- 3" PVC STACK (4" IF BASEMENT IS GREATER THAN 2200 SQFT)
- NO PART OF STACK IS TO BE HORIZONTAL (45° ELBOWS PERMITTED AS REQUIRED)
- PIPE TO BE PHYSICALLY LABELED IN THE FIELD AS "RADON VENT" OR OTHER JURISDICTIONALLY REQUIRED LANGUAGE (ON EVERY LEVEL OF HOUSE)
- ROOF TERMINATION TO BE IN TOP 1/3 OF ROOF
- SCREEN OR VENT CAP INSTALLED TO KEEP PESTS OUT OF RADON VENT AT ROOF TERMINATION.

DIY-COMM-LOT-UNIT
DCY-S2-0295
COMM-LOT
SAWYERS MILL - SIMPLY RYAN - 0295
STREET ADDRESS
5966 RESAITA DRIVE
CITY
MIDDLETOWN
STATE
OH
APT. NO.
A
ZIP
45042

© NVR, Inc., expressly reserves its copyright and other property rights in these plans. These plans are not to be reproduced, stored in a retrieval system, or transmitted in any form or by any means, electronic, mechanical, photocopying, recording, or by any information storage and retrieval system, without the prior written consent of NVR, Inc.



SHEET NO.
A-5
MODEL
ASPHEN
DRAWING TITLE
PLUMBING PLAN
OPTION DESCRIPTION
7
SET NO. ASP00
VERSION 01
DRAWN BY
DATE
OPTION

FLOOR PLAN NOTES

1. ALL HEADERS ARE (2) 2x6 W/ 2x4 WALLS OR (3) 2x6 W/ 2x6 WALLS, UNLESS OTHERWISE NOTED.
2. ALL HEADERS TO HAVE (1) 2x4 OR 2x6 JACK AND KING STUD EACH END, UNLESS OTHERWISE NOTED. MULTI-OPENING HEADERS TO HAVE (2) JACKS AT INTERMEDIATE BEARINGS, UNLESS OTHERWISE NOTED. NO ADDITIONAL FLOOR SYSTEM BLOCKING OR CONTINUOUS LOAD PATH JACKS ARE REQUIRED UNLESS OTHERWISE NOTED.
3. ALL EXTERIOR WALLS TO BE 4" W/ OSB OR 3 1/2" W/ LAMINATED FIBROUS STRUCTURAL SHEATHING. ALL INTERIOR WALLS TO BE 3 1/2" UNLESS OTHERWISE NOTED.
4. HATCHED AREAS INDICATE DROPPED CEILINGS. ALL DROPPED CEILINGS ARE 12" UNLESS OTHERWISE NOTED. SEE BRACED WALL PANEL DETAIL SHEET FOR SPECIAL WALL FRAMING LOCATIONS AND HEADER SIZES, IF APPLICABLE.
5. ALL WINDOWS HAVE T-O 1/2" HEADER HEIGHT UNLESS OTHERWISE NOTED.
6. ALL HEADERS IN NON-BEARING WALLS SHALL BE A SINGLE FLAT 2x4 OR 2x6 ATTACHED TO CRIPPLES ABOVE, UNLESS OTHERWISE NOTED.
7. TANKED WATER HEATER SHOWN AS BASE CONDITION. OPTIONAL TANKLESS WATER HEATER IS AVAILABLE IN LIEU OF TANKED WATER HEATER.

GYPSUM NOTES

AT GARAGE:

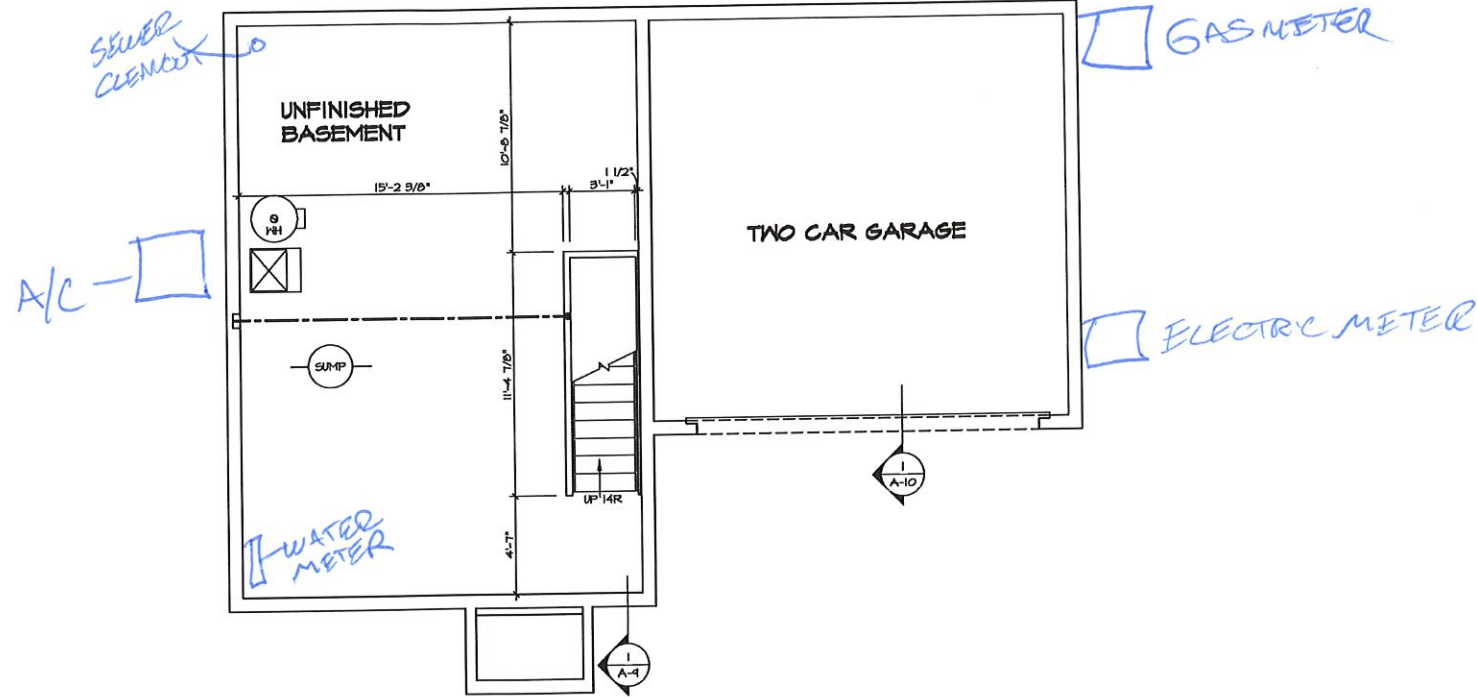
GYPSUM BOARD AT COMMON WALLS, CEILINGS, BEAM WRAPS AND SUPPORTS AS REQUIRED BY LOCAL CODE.

AT STAIRS:

1/2" GYPSUM BOARD AT UNDERSIDE OF STAIRS AND WALLS IN CLOSET

LEGEND

- BEARING WALL
- NON BEARING WALL
- INDICATES BEARINGS FROM POINT-LOAD ABOVE
- JACKS
- BEAM/HEADER
- PAD FOOTING
- STEEL COLUMN
- TRUSS TIE DOWN
- PORTAL FRAME
- JOIST/TRUSS
- LVL



BASEMENT FLOOR PLAN
SCALE: 1/4" = 1'-0"



DIV-COMM-LT-UNIT
DCY / S2 / 0295

COM-LT
SAVATERS MILL - SIMPLY RYAN - 0295

STREET ADDRESS
5466 RESATTA DRIVE

CITY
MIDDLETOWN

STATE
OH

ZIP
45042

The owner, engineer, architect, contractor, or other person responsible for the design and construction of the project, shall be responsible for the accuracy of the information provided in this drawing. The engineer, architect, contractor, or other person responsible for the design and construction of the project, shall be responsible for the accuracy of the information provided in this drawing.



SHEET NO. A-6	MODEL ASPHEN	SET NO. ASP00	VERSION 01
	DRAWING TITLE BASEMENT FLOOR PLAN	DRAWN BY	
		DATE:	
		OPTION	
		OPTION DESCRIPTION	

FLOOR PLAN NOTES

- ## GYPSUM NOTES

LEGEND

-

FIRST FLOOR PLAN

SHEET NO.	A-7
MODEL DRAWING TITLE	ASPHEN FIRST FLOOR PLAN
SET NO. ASFOO VERSION OI	
DRAWN BY	
DATE:	OPTION
OPTION DESCRIPTION	

NVR, Inc.
5283 Westview Drive, Suite 100
Frederick, MD 21703

I, NVR, Inc., expressly reserves its copyright and other proprietary rights in this drawing and all information contained herein. No part of this drawing may be reproduced, stored in a retrieval system, or transmitted in any form or by any means electronic, mechanical, photocopying, recording, or otherwise without the prior written consent of NVR, Inc.

DCY / S2 / 0295	COMB-LT	SAINTERS MILL - SIMPLY RYAN - CDRS	AFT. NO.	CITY	STATE	ZIP
DIY-COMM-LT-UNIT		5966 RESANTA DRIVE		MIDDLETOWN	OH	45042

Daniel C. Simon License # 13409

FLOOR PLAN NOTES

- ALL HEADERS ARE (2) 2x6 W/ 2x4 WALLS OR (3) 2x6 W/ 2x6 WALLS, UNLESS OTHERWISE NOTED.
- ALL HEADERS TO HAVE (1) 2x4 OR 2x6 JACK AND KING STUD EACH END, UNLESS OTHERWISE NOTED.
- ALL EXTERIOR WALLS TO BE 4" W/ OSB OR 3 1/2" W/ LAMINATED FIBROUS STRUCTURAL SHEATHING, ALL INTERIOR WALLS TO BE 3 1/2", UNLESS OTHERWISE NOTED.
- HATCHED AREAS INDICATE DROPPED CEILING. ALL DROPPED CEILINGS ARE 12" UNLESS OTHERWISE NOTED.
- SEE "BRACED WALL PANEL DETAIL SHEET" FOR SPECIAL WALL FRAMING LOCATIONS AND HEADER SIZES, IF APPLICABLE.
- ALL WINDOWS HAVE T-0 1/2" HEADER HEIGHT UNLESS OTHERWISE NOTED.
- ALL HEADERS IN NON-BEARING WALLS SHALL BE A SINGLE PLAT 2X4 OR 2X6 ATTACHED TO CRIPPLES ABOVE, UNLESS OTHERWISE NOTED.
- TANKED WATER HEATER SHOWN AS BASE CONDITION. OPTIONAL TANKLESS WATER HEATER IS AVAILABLE IN LIEU OF TANKED WATER HEATER.

GYPHUM NOTES

AT GARAGE:

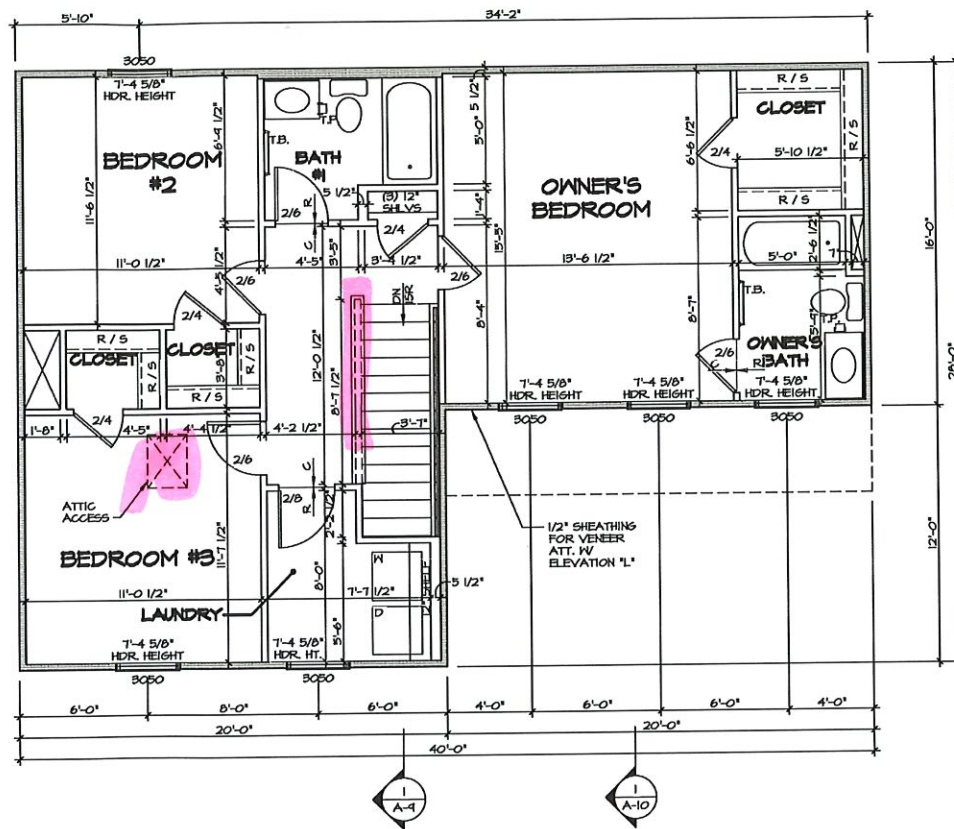
GYPHUM BOARD AT COMMON WALLS, CEILINGS, BEAM WRAPS AND SUPPORTS AS REQUIRED BY LOCAL CODE.

AT STAIRS:

1/2" GYPHUM BOARD AT UNDERSIDE OF STAIRS AND HALLS IN CLOSET

LEGEND

	BEARING WALL
	NON BEARING WALL
	INDICATES BEARING FROM POINT-LOAD ABOVE
	JACKS
	BEAM/HEADER
	PAD FOOTING
	STEEL COLUMN
	TRUSS TIE DOWN
	PORTAL FRAME
	JOIST/TRUSS
	LVL



SECOND FLOOR PLAN
SCALE: 1/4" = 1'-0"



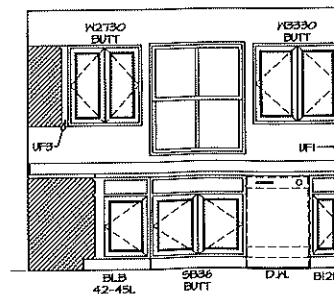
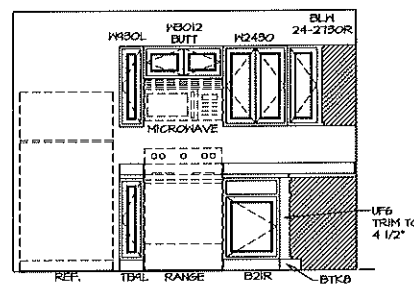
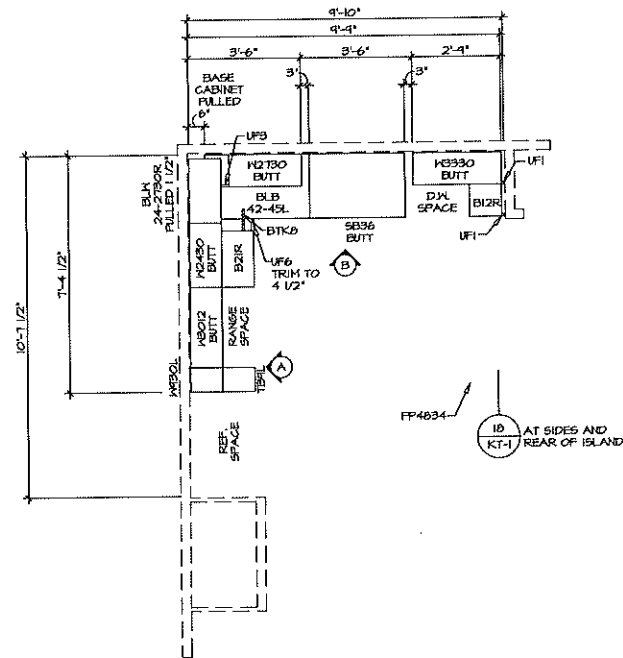
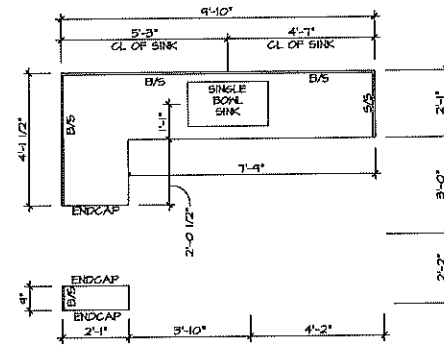
DIV-COMM-LOT-UNIT
DCY / S2 / 0295
COMM-LOT
SAINTERS MILL - SIMPLY RYAN - 0295
STREET ADDRESS
5966 RESATTA DRIVE
CITY
MIDDLETOWN
STATE
OH
ZIP
45042

The NVR, Inc., expressly reserves its copyright and other proprietary rights in this drawing. No part of this drawing may be reproduced, stored in a retrieval system, or transmitted in any form or by any means, electronic, mechanical, photocopying, recording, or by any information storage and retrieval system, without the prior written consent of NVR, Inc.



SHEET NO.
A-8
DRAWING TITLE
SECOND FLOOR PLAN
OPTION DESCRIPTION
10

SET NO. ASPEN
VERSION 01
DRAWN BY
DATE:
OPTION



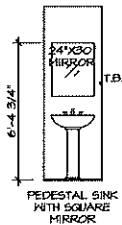
NOTES:

1. CABINET LAYOUT(S) ARE BASED ON FINISHED DIMENSIONS TO DRYWALL.
2. IF KITCHEN PLANS/ELEVATIONS CALL-OUT STANDARD MOLDINGS, REFER TO STANDARD DETAIL (WKT-1) FOR REPLACEMENT BASED ON CABINET STYLE.
3. ALL (N/A) FILLERS ARE TO BE "TRIM TO FIT".

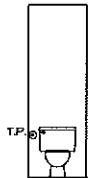
[illegible]

NOTES:

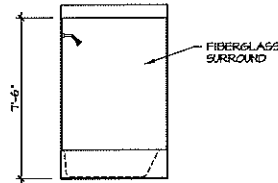
1. TEMPERED GLASS SHOWER ENCLOSURE WITH SWING DOOR OR OPTIONAL SLIDING DOOR BY DIVISION
2. TUB ACCESS PANELS PROVIDED AS NEEDED, ALL MATERIALS BY DIVISION
3. REFER TO SHEET IT-2 FOR TUB AND SHOWER DETAILS
4. ALL VSD024-42 DRAINERS TO BE SET ON RIGHT HAND
5. ALL BATH ELEVATIONS ARE SHOWN PER PLAN



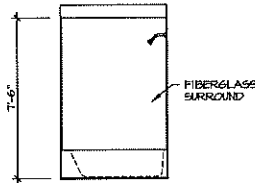
A POWDER ROOM
SCALE: 1/4" = 1'-0"



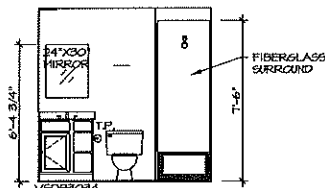
B POWDER ROOM
SCALE: 1/4" = 1'-0"



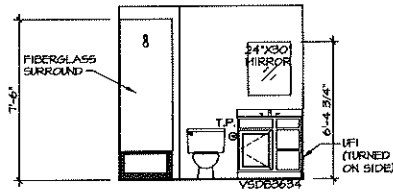
D BATH #1
SCALE: 1/4" = 1'-0"



F OWNER'S BATH
SCALE: 1/4" = 1'-0"



C BATH #1
SCALE: 1/4" = 1'-0"



E OWNER'S BATH
SCALE: 1/4" = 1'-0"

DCY-S2-0295

COM-LOT
SANTERS WILL - SIMPLY RYAN - 0295
STREET ADDRESS
5966 REGATTA DRIVE
CITY
MIDDLETOWN
STATE
OH
ZIP
45042

CAVE, Inc., expressly reserves its copyright and other property rights in these plans. These plans are not to be reproduced, stored in a retrieval system, or transmitted in any form or by any means, electronic, mechanical, photocopying, recording, or by any information storage and retrieval system, without the prior written permission of CAVE, Inc.

NVR
NVR Inc., Suite 100
5285 Warshaw Drive, Suite 100
Frederick, MD 21703

MODEL
ASPEN
DRAWING TITLE
BATH ELEVATIONS
OPTION DESCRIPTION

SHEET NO.
A-13
15

SET NO. ASP00
VERSION 01
DRAWN BY
DATE:
OPTION