

S2 374
5713 MILLBROOK DRIVE
MIDDLETOWN, OH 45042

2 Story Basement

2 hose bibs - no valves required

ice maker

2 tubs

WATER HEATER ELECTRIC 40 GALLON

Inside Water Meter setup

Gas Furnace

FLOOR PLAN NOTES

1. ALL HEADERS ARE (2) 2x6 w/ 2x4 WALLS OR (3) 2x6 w/ 2x6 WALLS, UNLESS OTHERWISE NOTED.
2. ALL HEADERS TO HAVE (1) 2x4 OR 2x6 JACK AND KING STUD EACH END, UNLESS OTHERWISE NOTED. MULTI-OPENING HEADERS TO HAVE (2) JACKS AT INTERMEDIATE BEARING, UNLESS OTHERWISE NOTED. NO ADDITIONAL FLOOR SYSTEM BLOCKING OR CONTINUOUS LOAD PATH JACKS ARE REQUIRED UNLESS OTHERWISE NOTED.
3. ALL EXTERIOR WALLS TO BE 4" w/ OSB OR 3 1/2" w/ LAMINATED FIBROUS STRUCTURAL SHEATHING, ALL INTERIOR WALLS TO BE 3 1/2", UNLESS OTHERWISE NOTED.
4. HATCHED AREAS INDICATE DROPPED CEILINGS. ALL DROPPED CEILINGS ARE 12" UNLESS OTHERWISE NOTED.
5. SEE "BRACED WALL PANEL DETAIL SHEET" FOR SPECIAL WALL FRAMING LOCATIONS AND HEADER SIZES, IF APPLICABLE.
6. ALL WINDOWS HAVE 1'-0" 1/2" HEADER HEIGHT UNLESS OTHERWISE NOTED.
7. ALL HEADERS IN NON-BEARING WALLS SHALL BE A SINGLE FLAT 2x4 OR 2x6 ATTACHED TO CRIPPLES ABOVE, UNLESS OTHERWISE NOTED.
8. TANKED WATER HEATER SHOWN AS BASE CONDITION, OPTIONAL TANKLESS WATER HEATER IS AVAILABLE IN LIEU OF TANKED WATER HEATER.

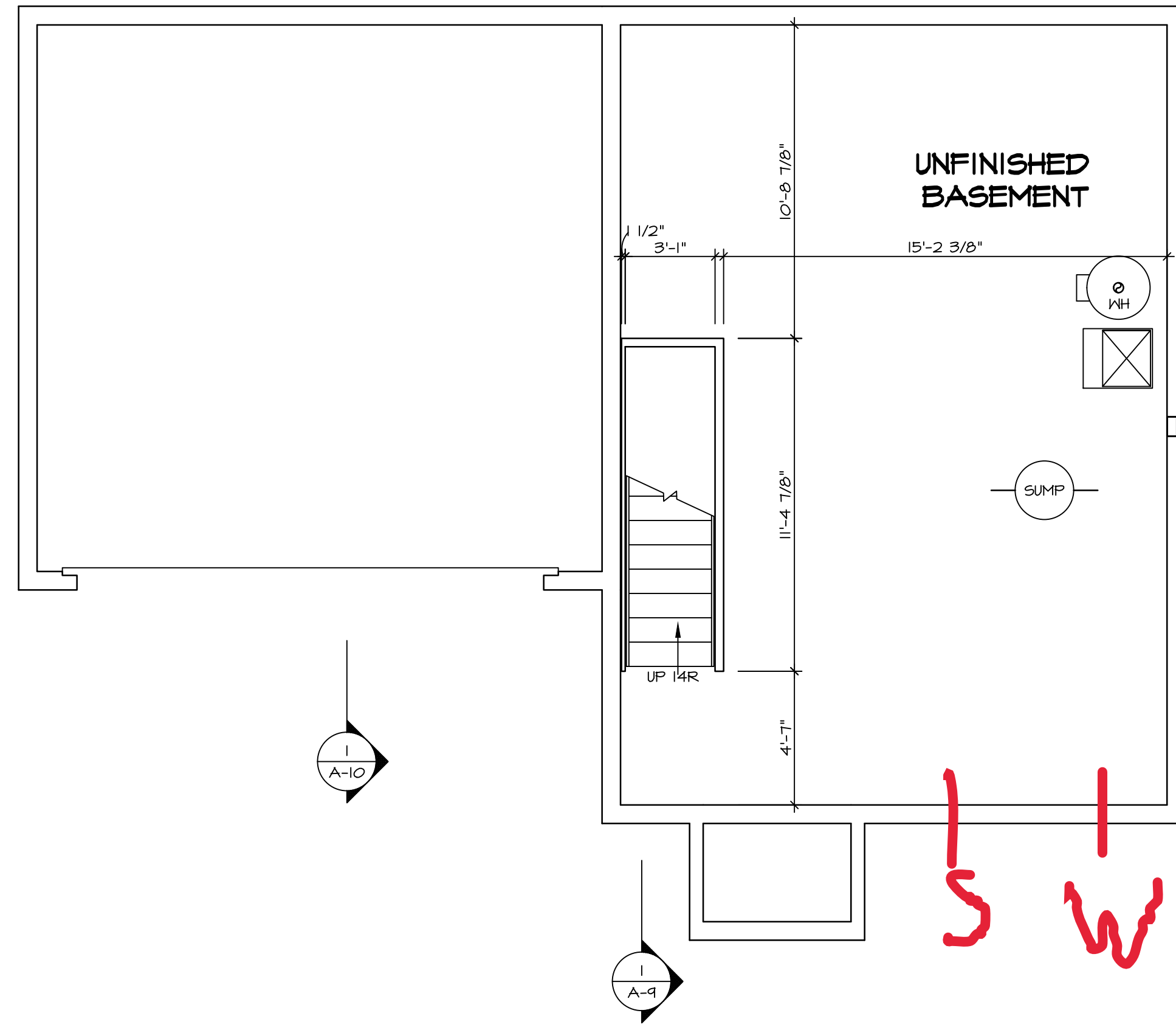
GYPSUM NOTES

AT GARAGE:
 GYPSUM BOARD AT COMMON WALLS, CEILINGS, BEAM WRAPS AND SUPPORTS AS REQUIRED BY LOCAL CODE.

AT STAIRS:
 1/2" GYPSUM BOARD AT UNDERSIDE OF STAIRS AND WALLS IN CLOSET

LEGEND

- BEARING WALL
- NON BEARING WALL
- ⊗ INDICATES BEARING FROM POINT-LOAD ABOVE
- J JACKS
- B- BEAM/HEADER
- F- PAD FOOTING
- C- STEEL COLUMN
- X TRUSS TIE DOWN
- X PORTAL FRAME
- X JOIST/TRUSS
- LVL



BASEMENT FLOOR PLAN
 SCALE: 1/4" = 1'-0"

SHEET NO. A-6	MODEL ASPEN DRAWING TITLE BASEMENT FLOOR PLAN OPTION DESCRIPTION 	SET NO. ASP00 VERSION 01 RELEASE NO. ---- DRAWN BY DATE: OPTION	<div style="text-align: center;"> <p style="font-size: 8px;">NVR, Inc., Suite 100 5285 Westwood Frederick, MD 21703</p> </div> <p style="font-size: 8px;">© NVR, Inc., expressly reserves its copyright and other property rights in these plans. These plans are not to be reproduced, stored in a retrieval system, or transmitted in any form or by any means, electronic, mechanical, photocopying, recording, or otherwise, without the prior written consent of NVR, Inc.</p>
DIV-COMM-LOT-UNIT DCY-S2-0374		COM-LOT SAMYERS MILL - SIMPLY RYAN - 0374 STREET ADDRESS 0374 - 5713 MILLBROOK DRIVE CITY STATE OH ZIP MIDDLETOWN OH 45042	

FIRST FLOOR JACK SCHEDULE			
IDENTIFIER	DESCRIPTION	ENG. NUM.	REMARKS
J101	JACK - (2) 2X4 SFF STUD GRADE		
J102	JACK - (2) 2X4 SFF STUD GRADE		
J103	JACK - (3) 2X4 SFF#1		
J104	JACK - (3) 2X4 SFF#1		
J105	JACK - (2) 2X4 SFF STUD GRADE		
J106	JACK - (2) 2X4 SFF STUD GRADE		
J107	JACK - (2) 2X4 SFF STUD GRADE		
J108	JACK - (2) 2X4 SFF STUD GRADE		
J109	JACK - (2) 2X4 SFF STUD GRADE		
J110	JACK - (2) 2X4 SFF STUD GRADE		

FLOOR PLAN NOTES

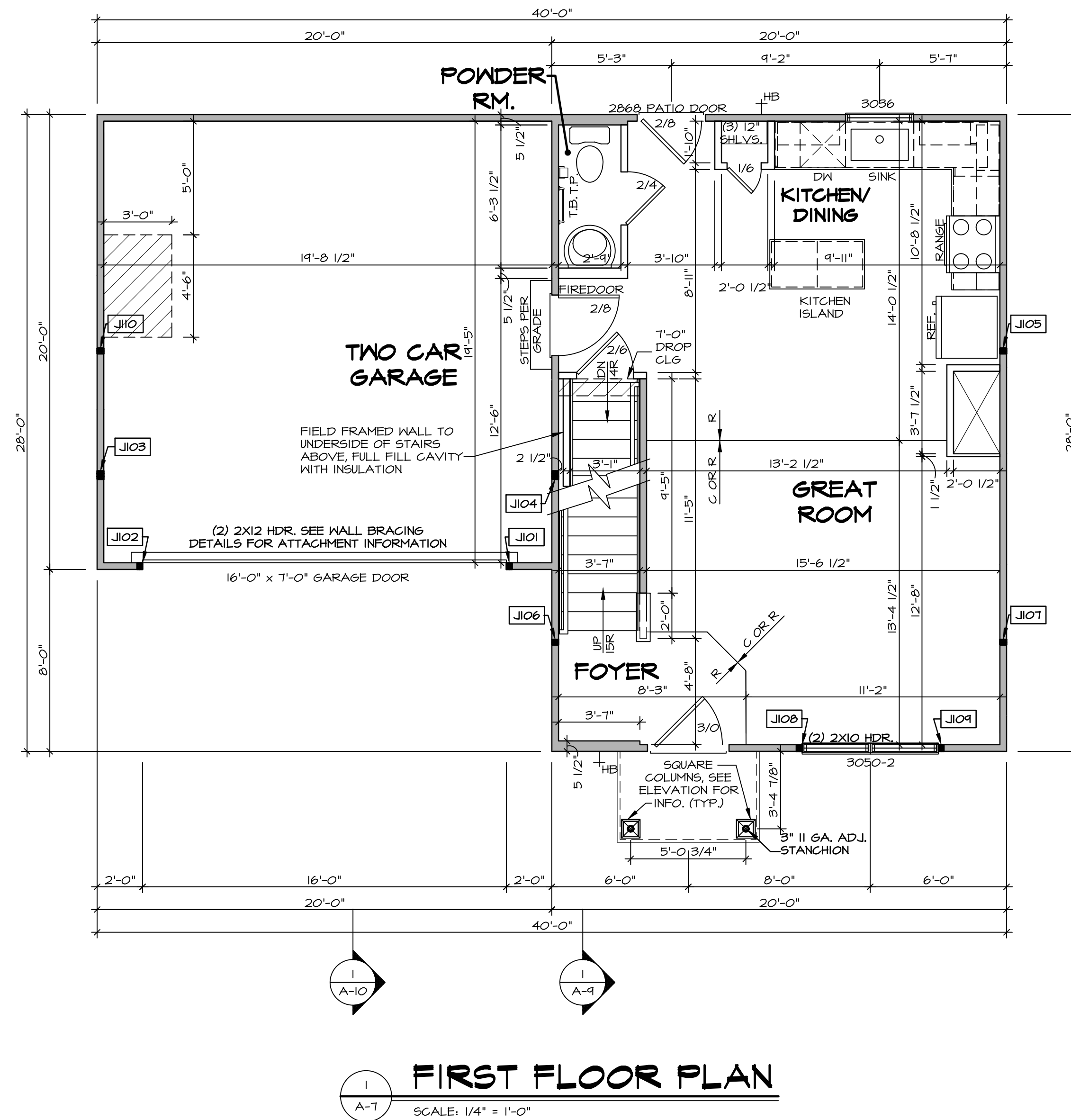
- ALL HEADERS ARE (2) 2x6 w/ 2x4 WALLS OR (3) 2x6 w/ 2x6 WALLS, UNLESS OTHERWISE NOTED.
- ALL HEADERS TO HAVE (1) 2x4 OR 2x6 JACK AND KING STUD EACH END, UNLESS OTHERWISE NOTED. MULTI-OPENING HEADERS TO HAVE (2) JACKS AT INTERMEDIATE BEARINGS, UNLESS OTHERWISE NOTED. NO ADDITIONAL FLOOR SYSTEM BLOCKING OR CONTINUOUS LOAD PATH JACKS ARE REQUIRED UNLESS OTHERWISE NOTED.
- ALL EXTERIOR WALLS TO BE 4" w/ OSB OR 3 1/2" w/ LAMINATED FIBROUS STRUCTURAL SHEATHING, ALL INTERIOR WALLS TO BE 3 1/2", UNLESS OTHERWISE NOTED.
- HATCHED AREAS INDICATE DROPPED CEILING. ALL DROPPED CEILING ARE 12" UNLESS OTHERWISE NOTED.
- SEE "BRACED WALL PANEL DETAIL SHEET" FOR SPECIAL WALL FRAMING LOCATIONS AND HEADER SIZES, IF APPLICABLE.
- ALL WINDOWS HAVE 7'-0 1/2" HEADER HEIGHT UNLESS OTHERWISE NOTED.
- ALL HEADERS IN NON-BEARING WALLS SHALL BE A SINGLE FLAT 2X4 OR 2X6 ATTACHED TO GRIPPLERS ABOVE, UNLESS OTHERWISE NOTED.
- TANKED WATER HEATER SHOWN AS BASE CONDITION. OPTIONAL TANKLESS WATER HEATER IS AVAILABLE IN LIEU OF TANKED WATER HEATER.

GYPSUM NOTES

AT GARAGE:
GYPSUM BOARD AT COMMON WALLS, CEILING, BEAM WRAPS AND SUPPORTS AS REQUIRED BY LOCAL CODE.

AT STAIRS:
1/2" GYPSUM BOARD AT UNDERSIDE OF STAIRS AND WALLS IN CLOSET

LEGEND	
	BEARING WALL
	NON BEARING WALL
	INDICATES BEARING FROM POINT-LOAD ABOVE
	JACKS
	BEAM/HEADER
	PAD FOOTING
	STEEL COLUMN
	TRUSS TIE DOWN
	PORTAL FRAME
	JOIST/TRUSS
	LVL



SHEET NO. A-7	MODEL ASPEN DRAWING TITLE FIRST FLOOR PLAN OPTION DESCRIPTION OPTION	SET NO. ASFOO VERSION 01 RELEASE NO. ---- DRAWN BY DATE: OPTION	DIV-COMM-LOT-UNIT DCY-S2-0374 COM-LOT COMMITTEE STREET ADDRESS 30374 - 5713 MILLBROOK DRIVE CITY STATE OH MIDDLETOWN OH 45042 APT. NO. ---- ZIP
© NVR, Inc. expressly reserves its copyright and other property rights in these plans. These plans are not to be reproduced, stored in a retrieval system, or transmitted in any form or by any means, electronic, mechanical, photocopying, recording, or otherwise, without the prior written consent of NVR, Inc.			
NVR, Inc., Suite 100 5285 Westchase Circle Frederick, MD 21703			

FLOOR PLAN NOTES

- ALL HEADERS ARE (2) 2x6 w/ 2x4 WALLS OR (3) 2x6 w/ 2x6 WALLS, UNLESS OTHERWISE NOTED.
- ALL HEADERS TO HAVE (1) 2x4 OR 2x6 JACK AND KING STUD EACH END, UNLESS OTHERWISE NOTED.
- MULTI-OPENING HEADERS TO HAVE (2) JACKS AT INTERMEDIATE BEARINGS, UNLESS OTHERWISE NOTED. NO ADDITIONAL FLOOR SYSTEM BLOCKING OR CONTINUOUS LOAD PATH JACKS ARE REQUIRED UNLESS OTHERWISE NOTED.
- ALL EXTERIOR WALLS TO BE 4" w/ OSB OR 3 1/2" w/ LAMINATED FIBROUS STRUCTURAL SHEATHING, ALL INTERIOR WALLS TO BE 3 1/2", UNLESS OTHERWISE NOTED.
- HATCHED AREAS INDICATE DROPPED CEILINGS, ALL DROPPED CEILINGS ARE 12" UNLESS OTHERWISE NOTED.
- SEE "BRACED WALL PANEL DETAIL SHEET" FOR SPECIAL WALL FRAMING LOCATIONS AND HEADER SIZES, IF APPLICABLE.
- ALL WINDOWS HAVE 7'-0" 1/2" HEADER HEIGHT UNLESS OTHERWISE NOTED.
- ALL HEADERS IN NON-BEARING WALLS SHALL BE A SINGLE FLAT 2x4 OR 2x6 ATTACHED TO CRIPPLES ABOVE, UNLESS OTHERWISE NOTED.
- TANKED WATER HEATER SHOWN AS BASE CONDITION, OPTIONAL TANKLESS WATER HEATER IS AVAILABLE IN LIEU OF TANKED WATER HEATER.

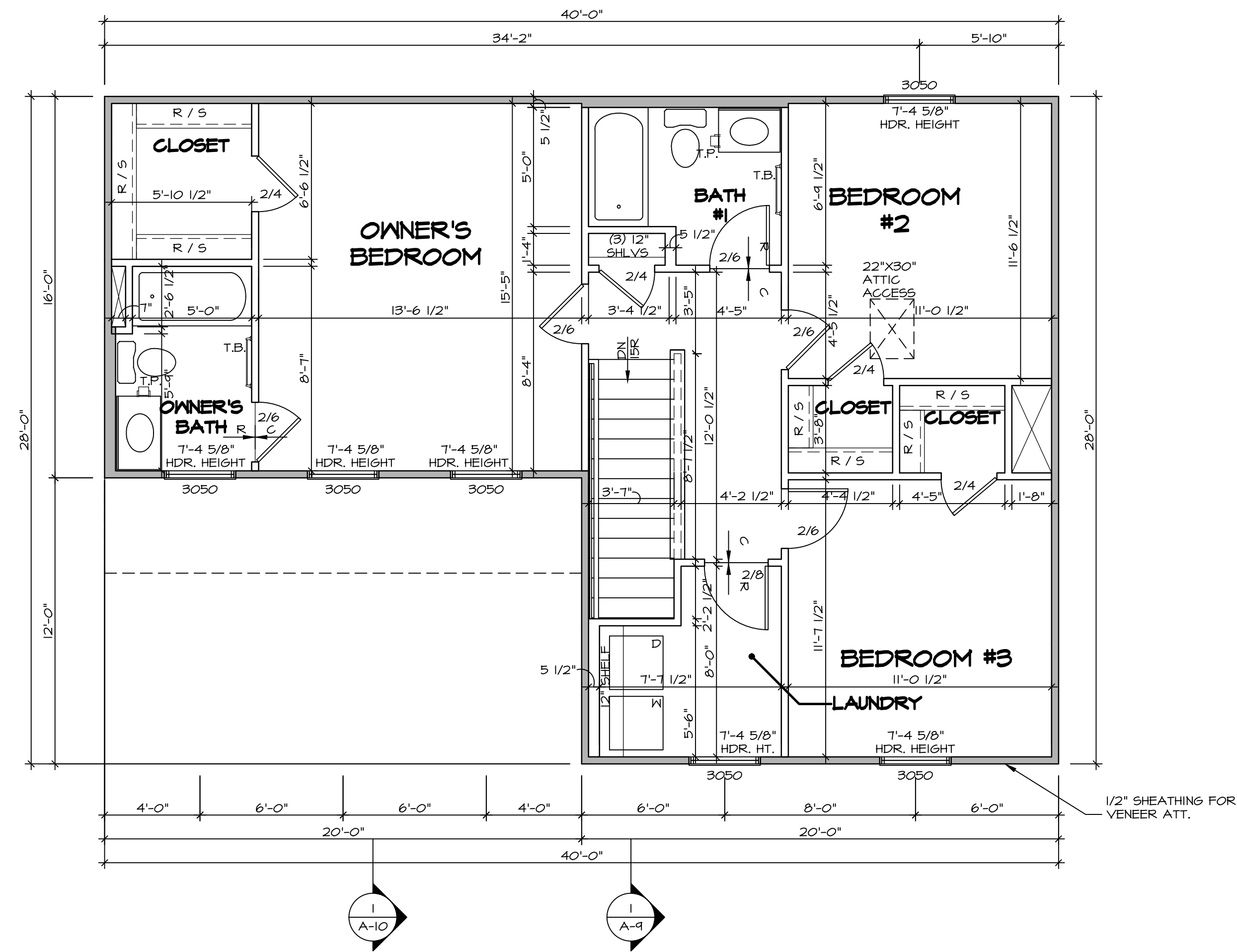
GYPSUM NOTES

AT GARAGE:
GYPSUM BOARD AT COMMON WALLS, CEILINGS, BEAM WRAPS AND SUPPORTS AS REQUIRED BY LOCAL CODE.

AT STAIRS:
1/2" GYPSUM BOARD AT UNDERSIDE OF STAIRS AND WALLS IN CLOSET

LEGEND


- BEARING WALL
- NON BEARING WALL
- INDICATES BEARING FROM POINT-LOAD ABOVE
- JACKS
- BEAM/HEADER
- PAD FOOTING
- STEEL COLUMN
- TRUSS TIE DOWN
- PORTAL FRAME
- JOIST/TRUSS
- LVL



SECOND FLOOR PLAN
SCALE: 1/4" = 1'-0"

DIV-COMM-LOT-UNIT
DCY-S2-0374
COM-LOT
SAMYERS MILL - SIMPLY RYAN - 0374
STREET ADDRESS
0374 - 5713 MILLBROOK DRIVE
CITY MIDDLETOWN STATE OH ZIP 45042

© NVR, Inc., expressly reserves its copyright and other property rights in these plans. These plans are not to be reproduced, stored in a retrieval system, or copied in any form or manner whatsoever, nor are they to be used for any project without the prior written consent of NVR, Inc.



SET NO. ASFOO
VERSION 01
RELEASE NO. ----
DRAWN BY
DATE:
OPTION

MODEL
ASPEN
DRAWING TITLE
SECOND FLOOR PLAN
OPTION DESCRIPTION

SHEET NO.
A-8
13