

S2 385
5009 BROOKLET WAY
MIDDLETOWN, OH 45042

2 Story Basement - unfinished

2 hose bibs - no valves required

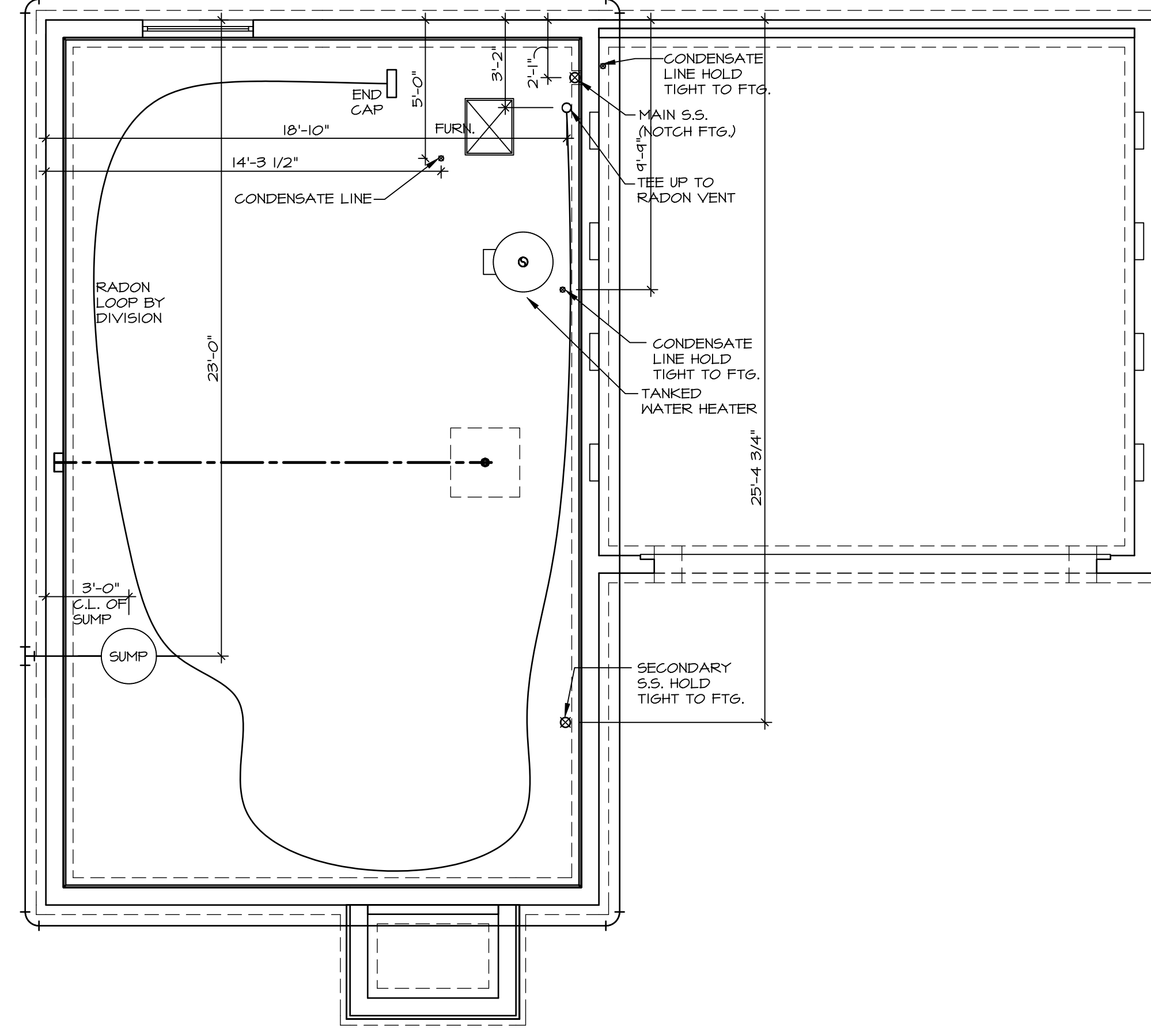
ice maker

2 tubs

WATER HEATER ELECTRIC 50 GALLON

Inside Water Meter setup

Gas Furnace



1
A-4 **PLUMBING PLAN**
SCALE: 1/4" = 1'-0"

SHEET NO. A-4	MODEL BIRCH	SET NO. BRH00
OPTION DESCRIPTION A-4	DRAWING TITLE PLUMBING PLAN	VERSION 01
14	DATE: OPTION	DRAWN BY

NVR
NVR, Inc., Suite 100
5285 Westview
Frederick, MD 21703

© NVR, Inc., expressly reserves its copyright and other property rights in these plans. These plans are not to be reproduced, stored in a retrieval system, or copied in any form or manner whatsoever, nor are they to be used for any project without the prior written consent of NVR, Inc.

DIV-COMM-LOT-UNIT DCY-S2-0385	
COM-LOT SAYERS MILL - SIMPLY RYAN - 0385	APT. NO. ----
STREET ADDRESS 5004 BROOKLET WAY	STATE OH
CITY MIDDLETOWN	ZIP 45042

LEGEND	
	BEARING WALL
	NON BEARING WALL
	INDICATES BEARING FROM POINT-LOAD ABOVE
	JACKS
	BEAM/HEADER
	PAD FOOTING
	STEEL COLUMN
	TRUSS TIE DOWN
	PORTAL FRAME
	JOIST/TRUSS
	LVL
	ENGINEERING PAGE NUMBER

SEE FC DETAILS FOR FRAMING CONNECTORS

FLOOR PLAN NOTES RYAN

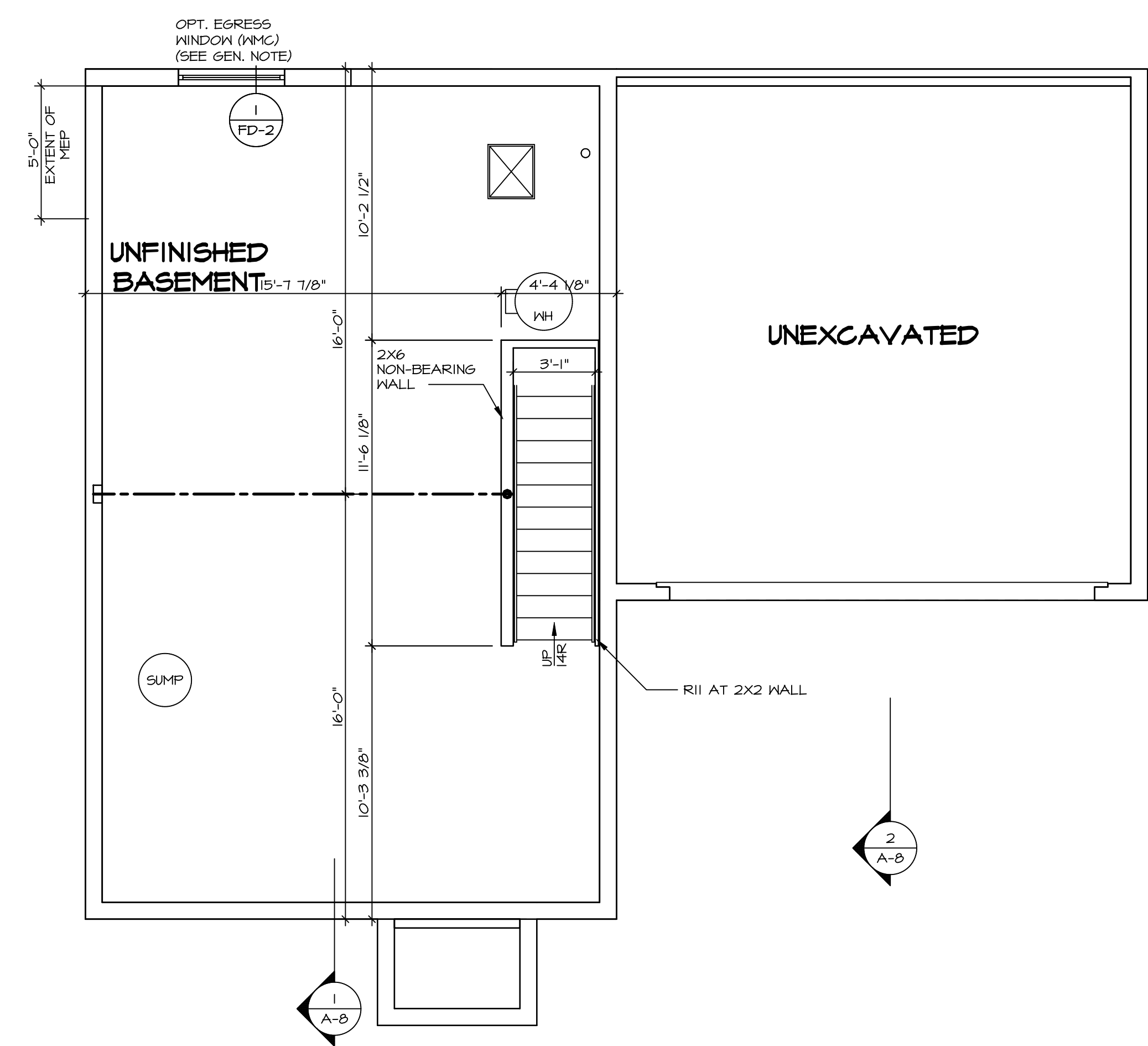
- ALL HEADERS ARE (2) 2x6 w/ 2x4 WALLS OR (3) 2x6 w/ 2x6 WALLS, UNLESS OTHERWISE NOTED.
- ALL HEADERS TO HAVE (1) 2x4 OR 2x6 JACK AND KING STUD EACH END, UNLESS OTHERWISE NOTED. MULTI-OPENING HEADERS TO HAVE (2) JACKS AT INTERMEDIATE BEARING, UNLESS OTHERWISE NOTED. NO ADDITIONAL FLOOR SYSTEM BLOCKING OR CONTINUOUS LOAD PATH JACKS ARE REQUIRED UNLESS OTHERWISE NOTED.
- ALL EXTERIOR WALLS TO BE 4" w/ OSB OR 3 1/2" w/ LAMINATED FIBROUS STRUCTURAL SHEATHING, ALL INTERIOR WALLS TO BE 3 1/2", UNLESS OTHERWISE NOTED.
- HATCHED AREAS INDICATE DROPPED CEILINGS. ALL DROPPED CEILINGS ARE 12" UNLESS OTHERWISE NOTED.
- SEE "BRACED WALL PANEL DETAIL SHEET" FOR SPECIAL WALL FRAMING LOCATIONS AND HEADER SIZES, IF APPLICABLE.
- SEE STANDARD DETAIL CATEGORY "11" SHEET(S) FOR INTERIOR TRIM DETAILS.
- SEE ARCHITECTURAL DETAIL SHEET "AD" FOR HOUSE SPECIFIC INTERIOR TRIM OPTION TABLE.
- ALL HEADERS IN NON-BEARING WALLS SHALL BE A SINGLE FLAT 2x4 OR 2x6 ATTACHED TO CRIPPLES ABOVE, UNLESS OTHERWISE NOTED.
- TANKED WATER HEATER SHOWN AS BASE CONDITION. OPTIONAL TANKLESS WATER HEATER IS AVAILABLE IN LIEU OF TANKED WATER HEATER.

GYP SUM NOTES

AT GARAGE:
GYPSUM BOARD AT COMMON WALLS, CEILING, BEAM WRAPS AND SUPPORTS PER STANDARD DETAIL FA-1(b) FIRE ASSEMBLIES OR AS REQUIRED BY LOCAL CODE.

AT STAIRS:
1/2" GYPSUM BOARD AT UNDERSIDE OF STAIRS AND WALLS IN CLOSET

BASEMENT JACK SCHEDULE		
IDENTIFIER	DESCRIPTION	ENG. NUM.
1 A-B		
2 A-B		



BASEMENT FLOOR PLAN
SCALE: 1/4" = 1'-0"

SHEET NO. **A-5** / 16
 MODEL: **BIRCH**
 DRAWING TITLE: **BASEMENT FLOOR PLAN**
 SET NO. **BRH00**
 VERSION: **01**
 DRAWN BY:
 DATE:
 OPTION:

DIV-COMM-LOT-UNIT: **DCY-S2-0385**
 COM-LOT: **SAMYERS MILL - SIMPLY RYAN - 0385**
 STREET ADDRESS: **5004 BROOKLET WAY**
 CITY: **MIDDLETOWN** STATE: **OH** ZIP: **45042**

© NVR, Inc., expressly reserves its copyright and other property rights in these plans. These plans are not to be reproduced, stored in a retrieval system, or copied in any form or manner whatsoever, nor are they to be used for any project without the express written consent of NVR, Inc.

NVR
 NVR, Inc., Suite 100
 Frederick, MD 21703
 09/13/23 - 2:08 am

FIRST FLOOR JACK SCHEDULE		
IDENTIFIER	DESCRIPTION	ENG. N.M.
J100	JACK - (4) 2X4 SPF STUD GRADE	1004
J101	JACK - (2) 2X4 SPF STUD GRADE	1002
J102	JACK - (3) 2X4 SPF STUD GRADE	1015
J103	JACK - (3) 2X4 SPF STUD GRADE	1015
J104	JACK - (4) 2X4 SPF STUD GRADE	1004
J105	JACK - (2) 2X4 SPF STUD GRADE	1008
J106	JACK - (2) 2X4 SPF STUD GRADE	1008
J107	JACK - (2) 2X4 SPF STUD GRADE	1013
J108	JACK - (2) 2X6 SPF STUD GRADE	1013

LEGEND	
	BEARING WALL
	NON BEARING WALL
	INDICATES BEARING FROM POINT-LOAD ABOVE
	JACKS
	BEAM/HEADER
	PAD FOOTING
	STEEL COLUMN
	TRUSS TIE DOWN
	PORTAL FRAME
	JOIST/TRUSS
	LVL
	ENGINEERING PAGE NUMBER

SEE FC DETAILS FOR FRAMING CONNECTORS

ALL WINDOWS HAVE 1 1/2" HEADER HEIGHT UNLESS OTHERWISE NOTED

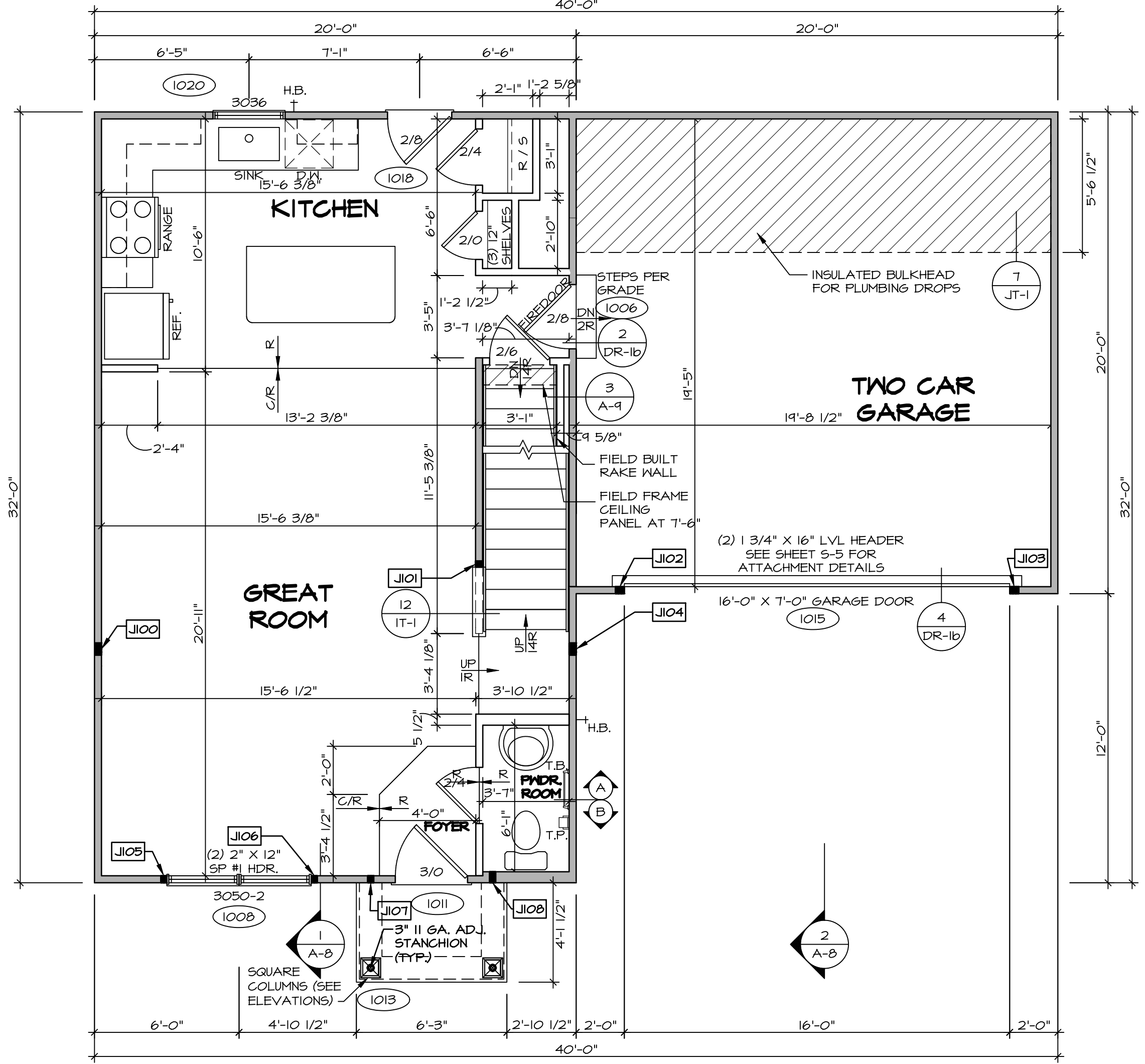
FLOOR PLAN NOTES RYAN

- ALL HEADERS ARE (2) 2x6 w/ 2x4 WALLS OR (3) 2x6 w/ 2x6 WALLS, UNLESS OTHERWISE NOTED.
- ALL HEADERS TO HAVE (1) 2x4 OR 2x6 JACK AND KING STUD EACH END, UNLESS OTHERWISE NOTED. MULTI-OPENING HEADERS TO HAVE (2) JACKS AT INTERMEDIATE BEARING, UNLESS OTHERWISE NOTED. NO ADDITIONAL FLOOR SYSTEM BLOCKING OR CONTINUOUS LOAD PATH JACKS ARE REQUIRED UNLESS OTHERWISE NOTED.
- ALL EXTERIOR WALLS TO BE 4" w/ OSB OR 3 1/2" w/ LAMINATED FIBROUS STRUCTURAL SHEATHING. ALL INTERIOR WALLS TO BE 3 1/2" UNLESS OTHERWISE NOTED. HATCHED AREAS INDICATE DROPPED CEILINGS. ALL DROPPED CEILINGS ARE 12" UNLESS OTHERWISE NOTED. SEE BRACED WALL PANEL DETAIL SHEET FOR SPECIAL WALL FRAMING LOCATIONS AND HEADER SIZES, IF APPLICABLE.
- SEE STANDARD DETAIL CATEGORY "IT" SHEET(S) FOR INTERIOR TRIM DETAILS.
- SEE ARCHITECTURAL DETAIL SHEET "AD" FOR HOUSE SPECIFIC INTERIOR TRIM OPTION TABLE.
- ALL HEADERS IN NON-BEARING WALLS SHALL BE A SINGLE FLAT 2x4 OR 2x6 ATTACHED TO CRIPPLES ABOVE UNLESS OTHERWISE NOTED.
- TANKED WATER HEATER SHOWN AS BASE CONDITION, OPTIONAL TANKLESS WATER HEATER IS AVAILABLE IN LIEU OF TANKED WATER HEATER.

GYPSUM NOTES

AT GARAGE:
 GYPSUM BOARD AT COMMON WALLS, CEILINGS, BEAM WRAPS AND SUPPORTS PER STANDARD DETAIL FA-1(b) FIRE ASSEMBLIES OR AS REQUIRED BY LOCAL CODE.


AT STAIRS:
 1/2" GYPSUM BOARD AT UNDERSIDE OF STAIRS AND WALLS IN CLOSET



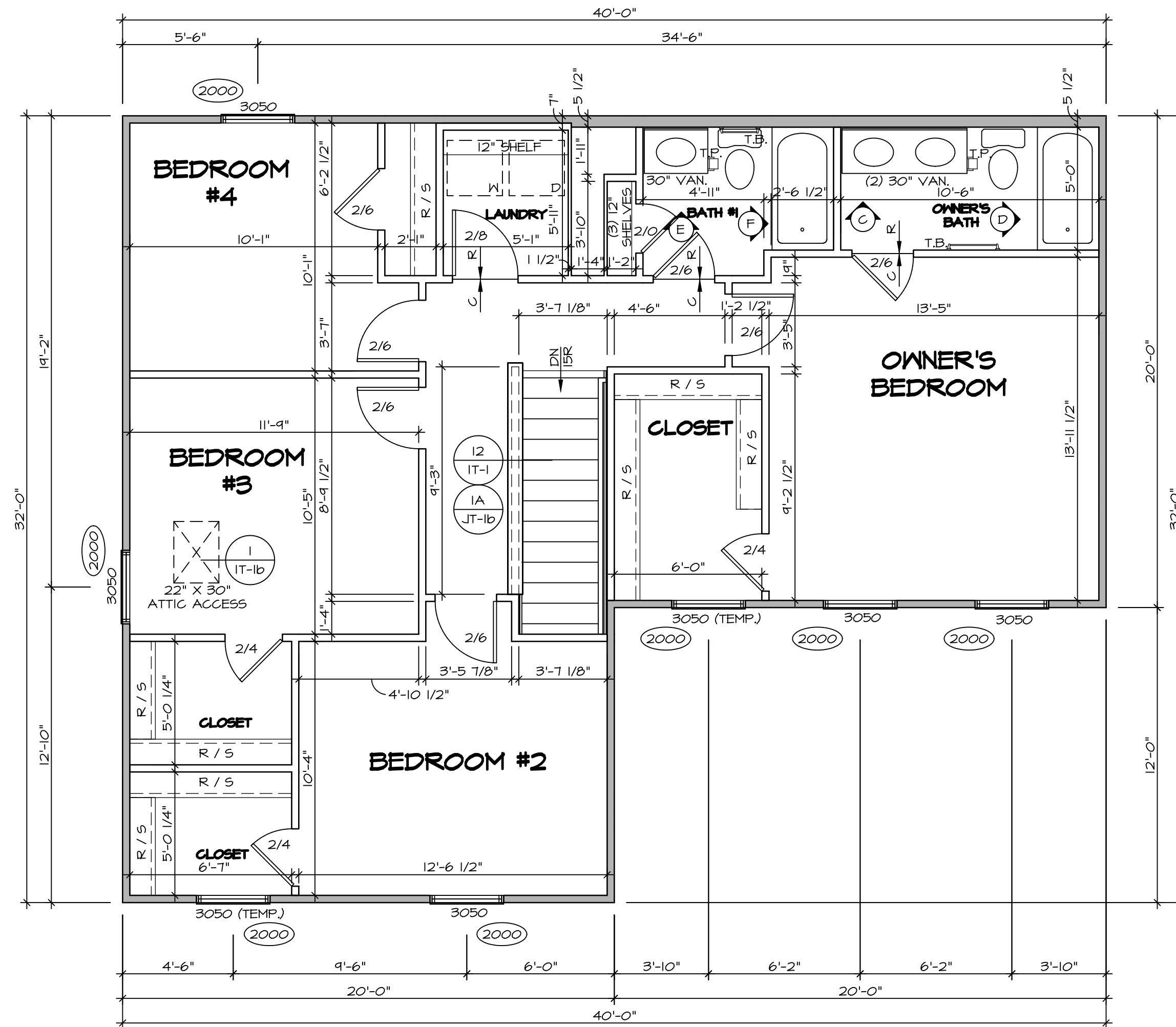
FIRST FLOOR PLAN
 SCALE: 1/4" = 1'-0"

DIV-COMM-LOT-UNIT
DCY-S2-0385
 COM-LOT
 SAMPERS MILL - SIMPLY RYAN - 0385
 STREET ADDRESS
 5004 BROOKLET WAY
 CITY MIDDLETOWN STATE OH ZIP 45042

NVR, Inc. expressly reserves its copyright and other property rights in these plans. These plans are not to be reproduced, stored in a retrieval system, or copied in any form or manner whatsoever, nor are they to be used for any project without the express written consent of NVR, Inc.



SHEET NO.	MODEL	SET NO.	BR/00
A-6	BIRCH	VERSION	01
	DRAWING TITLE	DRAWN BY	
	FIRST FLOOR PLAN	DATE:	
	OPTION DESCRIPTION	OPTION	



1
A-7
SECOND FLOOR PLAN
SCALE: 1/4" = 1'-0"

LEGEND	
	BEARING WALL
	NON BEARING WALL
	INDICATES BEARING FROM POINT-LOAD ABOVE
	JACKS
	BEAM/HEADER
	PAD FOOTING
	STEEL COLUMN
	TRUSS TIE DOWN
	PORTAL FRAME
	JOIST/TRUSS
	LVL
	ENGINEERING PAGE NUMBER

SEE FC DETAILS FOR FRAMING CONNECTORS

ALL WINDOWS HAVE 1/2" 5/8" HEADER HEIGHT UNLESS OTHERWISE NOTED

FLOOR PLAN NOTES RYAN


- ALL HEADERS ARE (2) 2x6 w/ 2x4 WALLS OR (3) 2x6 w/ 2x6 WALLS, UNLESS OTHERWISE NOTED.
- ALL HEADERS TO HAVE (1) 2x4 OR 2x6 JACK AND KING STUD EACH END, UNLESS OTHERWISE NOTED. MULTI-OPENING HEADERS TO HAVE (2) JACKS AT INTERMEDIATE BEARING, UNLESS OTHERWISE NOTED. NO ADDITIONAL FLOOR SYSTEM BLOCKING OR CONTINUOUS LOAD PATH JACKS ARE REQUIRED UNLESS OTHERWISE NOTED.
- ALL EXTERIOR WALLS TO BE 4" w/ OSB OR 3 1/2" w/ LAMINATED FIBROUS STRUCTURAL SHEATHING. ALL INTERIOR WALLS TO BE 3 1/2" UNLESS OTHERWISE NOTED.
- HATCHED AREAS INDICATE DROPPED CEILING. ALL DROPPED CEILING ARE 12" UNLESS OTHERWISE NOTED.
- SEE BRACED WALL PANEL DETAIL SHEET FOR SPECIAL WALL FRAMING LOCATIONS AND HEADER SIZES, IF APPLICABLE.
- SEE STANDARD DETAIL CATEGORY "IT" SHEET(S) FOR INTERIOR TRIM DETAILS.
- SEE ARCHITECTURAL DETAIL SHEET "AD" FOR HOUSE SPECIFIC INTERIOR TRIM OPTION TABLE.
- ALL HEADERS IN NON-BEARING WALLS SHALL BE A SINGLE FLAT 2x4 OR 2x6 ATTACHED TO CRIPPLES ABOVE, UNLESS OTHERWISE NOTED.
- TANKED WATER HEATER SHOWN AS BASE CONDITION, OPTIONAL TANKLESS WATER HEATER IS AVAILABLE IN LIEU OF TANKED WATER HEATER.

GYPSUM NOTES

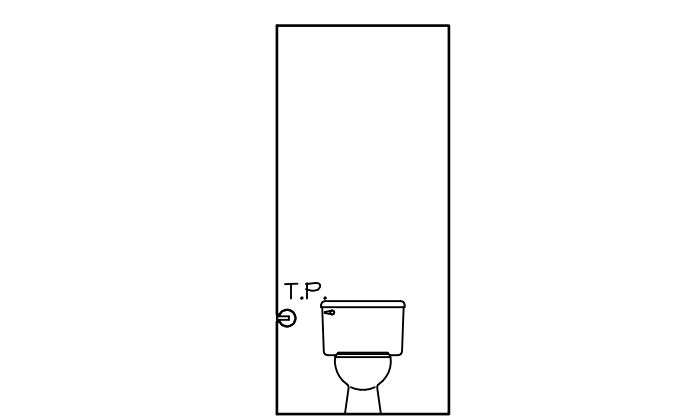
- AT GARAGE:**
GYPSUM BOARD AT COMMON WALLS, CEILING, BEAM WRAPS AND SUPPORTS PER STANDARD DETAIL FA-1(b) FIRE ASSEMBLIES OR AS REQUIRED BY LOCAL CODE.
- AT STAIRS:**
1/2" GYPSUM BOARD AT UNDERSIDE OF STAIRS AND WALLS IN CLOSET

PROJECT NO.	DCY-S2-0385
COMMITTEE	SIMPLY RYAN - 0385
STREET ADDRESS	5004 BROOKLET WAY
APT. NO.	----
CITY	MIDDLETOWN
STATE	OH
ZIP	45042

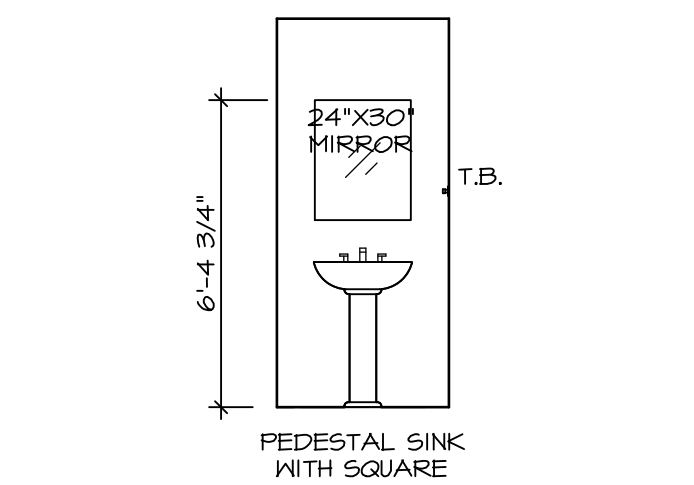
NVR, Inc., expressly reserves its copyright and other property rights in these plans. These plans are not to be reproduced, stored in a retrieval system, or transmitted in any form or by any means, electronic, mechanical, photocopying, recording, or otherwise, without the prior written consent of NVR, Inc.



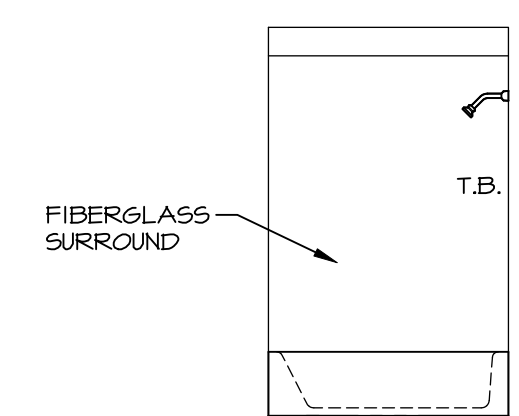
SHEET NO.	A-7	18
MODEL	BIRCH	
DRAWING TITLE	SECOND FLOOR PLAN	
OPTION DESCRIPTION		
SET NO.	BRH00	
VERSION	01	
DRAWN BY		
DATE		
OPTION		



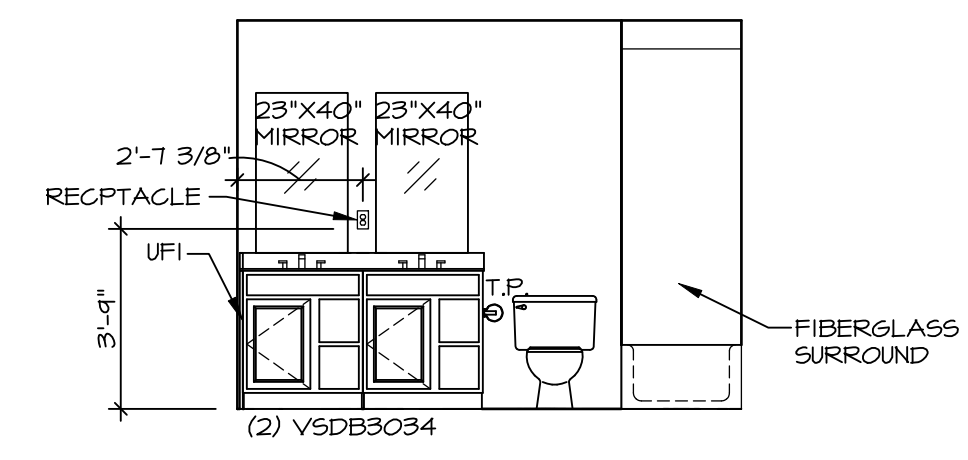
B POWDER ROOM
SCALE: 1/4" = 1'-0"



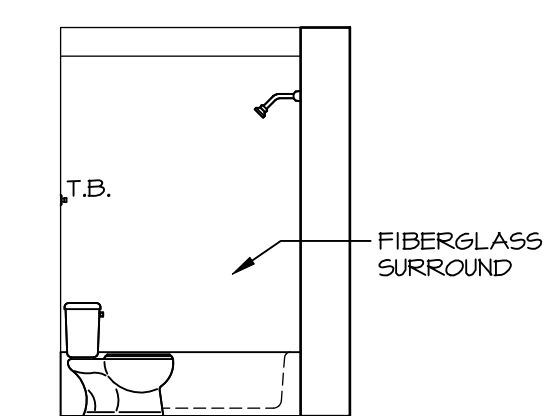
A POWDER ROOM
SCALE: 1/4" = 1'-0"



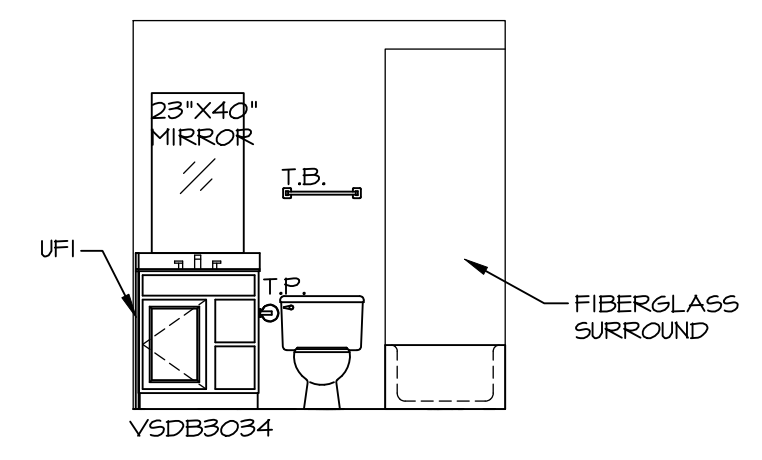
D OWNER'S BATH
SCALE: 1/4" = 1'-0"



C OWNER'S BATH
SCALE: 1/4" = 1'-0"



F BATH # 1
SCALE: 1/4" = 1'-0"



E BATH # 1
SCALE: 1/4" = 1'-0"

- NOTES:**
1. TEMPERED GLASS SHOWER ENCLOSURE WITH SWING DOOR OR OPTIONAL SLIDING DOOR BY DIVISION.
 2. TUB ACCESS PANELS PROVIDED AS NEEDED, ALL MATERIALS BY DIVISION.
 3. ALL BATH ELEVATIONS ARE SHOWN PER PLAN.
 4. ALL V5DB24-42 DRAWERS TO BE SET ON RIGHT HAND.

SHEET NO.	MODEL	SET NO.	BRH00
A-11	BIRCH	VERSION	01
	DRAWING TITLE	DRAWN BY	
	BATH ELEVATIONS	DATE:	
	OPTION DESCRIPTION	OPTION	
22			

NVR
NVR, Inc., Suite 100
5285 Westwood, Frederick, MD 21703

© NVR, Inc., expressly reserves its copyright and other property rights in these plans. These plans are not to be reproduced, stored in a retrieval system, or copied in any form or manner whatsoever, nor are they to be used for any project without the express written consent of NVR, Inc.

DIV-COMM-LOT-UNIT	DCY-S2-0385
COM-LOT	
SAVYERS MILL - SIMPLY RYAN - 0385	APT. NO.
STREET ADDRESS	5004 BROOKLET WAY
CITY	MIDDLETOWN
STATE	OH
ZIP	45042