

S2 436

5830 AUTUMN DRIVE

MIDDLETOWN, OH 45042

1 Story Basement - 2 baths

2 hose bibs - no valves required

Vent Kitchen

ice maker

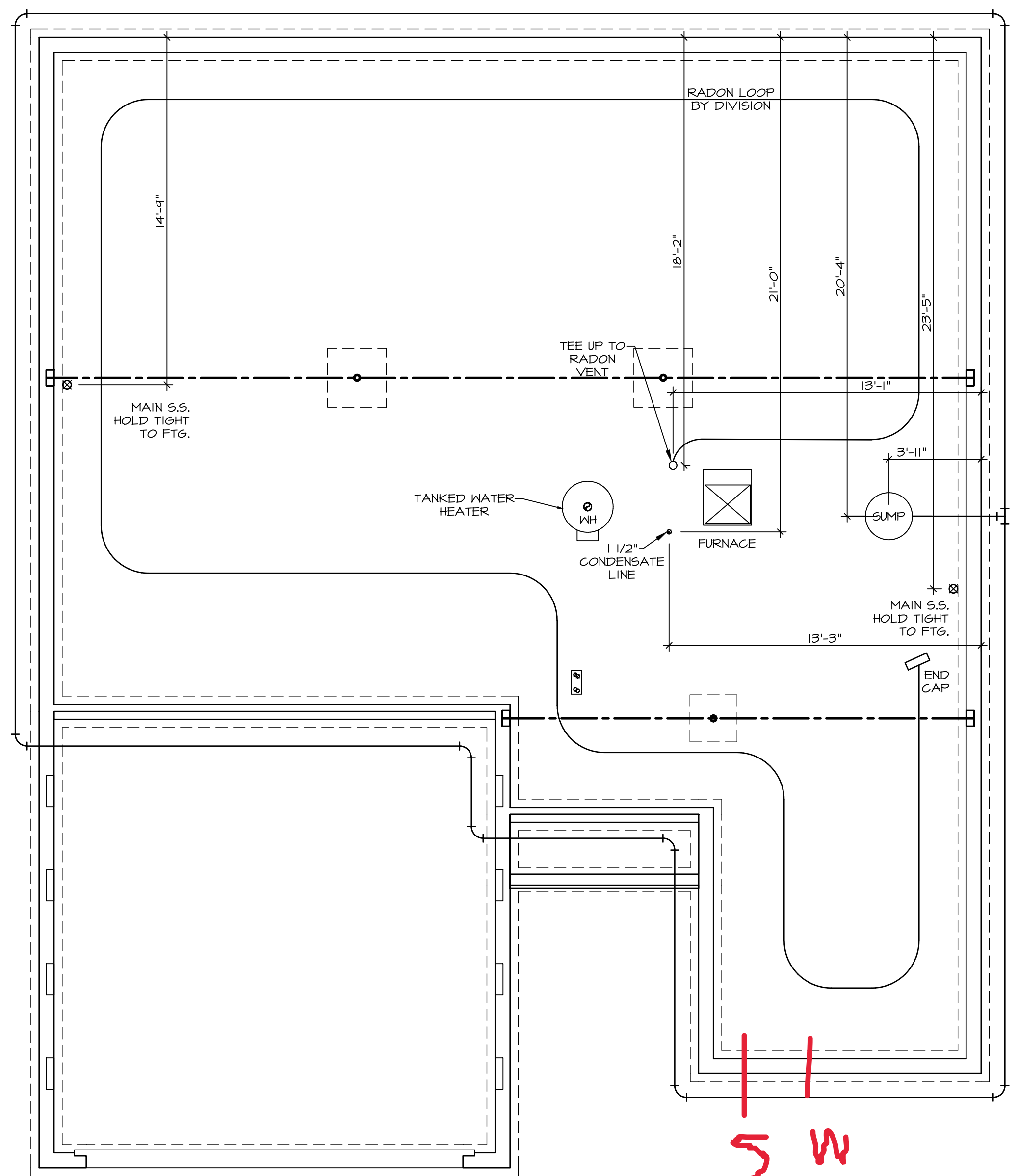
2 tubs

WATER HEATER ELECTRIC 40 GALLON

Inside Water Meter setup

Sump pump drain goes out left side of house !! Take sump with you !!


Gas Furnace



**NOTE**  
 RADON REMEDIATION  
 RADON LOOP:  
 - (4") PERFORATED HDPE "LOOP"  
 - MUST BE PLACED IN STONE BED SLIGHTLY HIGHER THAN ANY INTERIOR DRAINTILE  
 - LOOP TO BE SEPARATE FROM ANY DRAINTILE ELEMENTS  
 - TO BE CORRUGATED HDPE PIPE  
 - SCREWS TO BE INSTALLED THROUGH LOOP AT TEE INTO STACK  
 STACK REQUIREMENTS:  
 - 3" PVC STACK (4" IF BASEMENT IS GREATER THAN 2200 SQFT.)  
 - NO PART OF STACK IS TO BE HORIZONTAL (45° ELBOWS PERMITTED AS REQUIRED)  
 - PIPE TO BE PHYSICALLY LABELED IN THE FIELD AS "RADON VENT" OR OTHER JURISDICTIONALLY REQUIRED LANGUAGE (ON EVERY LEVEL OF HOUSE)  
 - ROOF TERMINATION TO BE IN TOP 1/3 OF ROOF  
 - SCREEN OR VENT CAP INSTALLED TO KEEP PESTS OUT OF RADON VENT AT ROOF TERMINATION.

**PLUMBING PLAN**  
 SCALE: 1/4" = 1'-0"

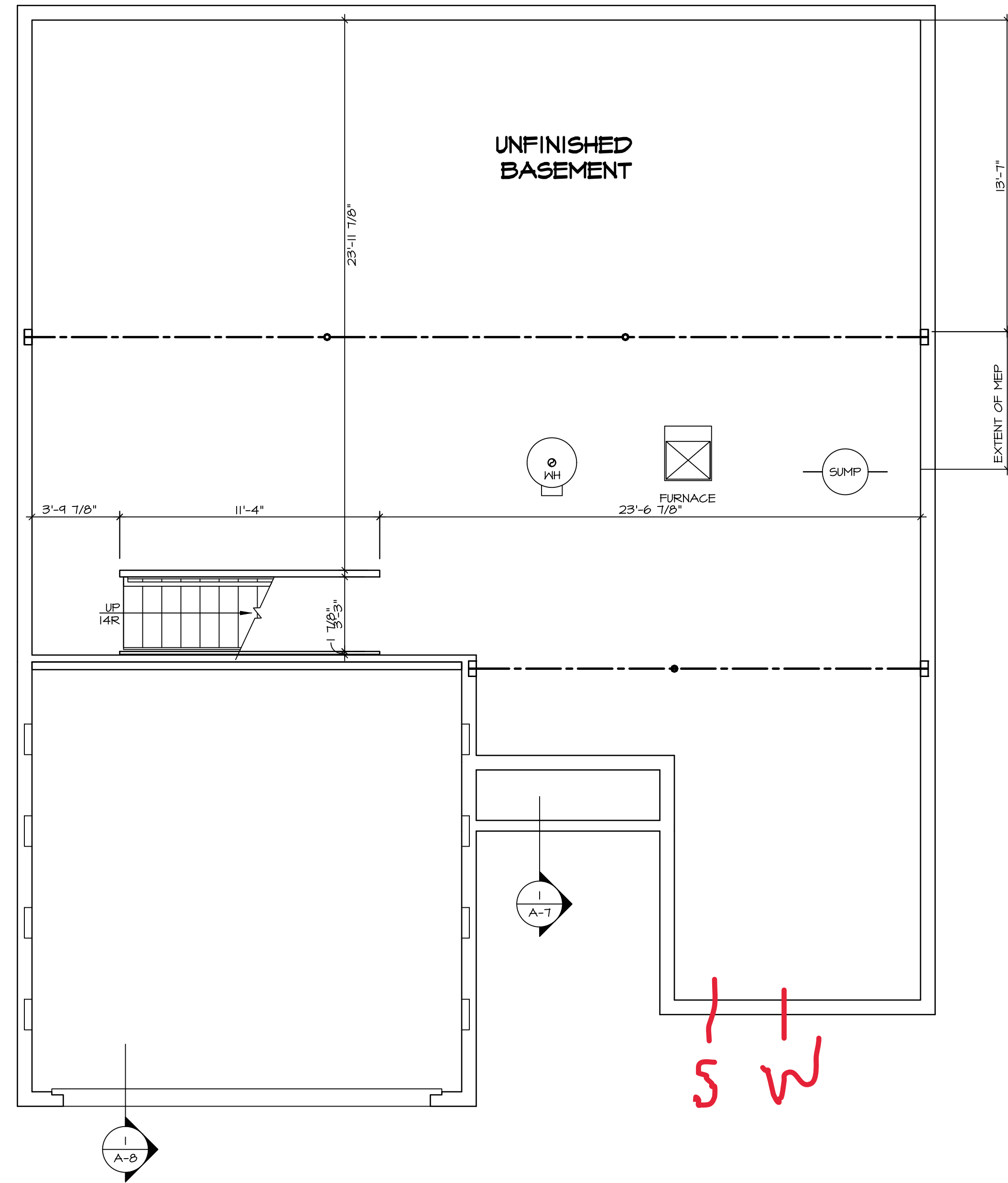
SHEET NO.	<b>A-4</b>
MODEL	<b>SPRUCE</b>
VERSION	01
RELEASE NO.	----
DRAWN BY	<b>RLC</b>
DATE	<b>12/30/14</b>
OPTION	
OPTION DESCRIPTION	
	<b>10</b>



© NVR, Inc., expressly reserves its copyright and other property rights in these plans. These plans are not to be reproduced, stored in a retrieval system, or transmitted in any form or by any means, electronic, mechanical, photocopying, recording, or otherwise, without the prior written consent of NVR, Inc.

DIV-COMM-LOT-UNIT	<b>DCY-S2-0436</b>
COM-LOT	
STREET ADDRESS	<b>SAMYERS MILL - SIMPLY RYAN - 0436</b>
CITY	<b>5930 AUTUMN DRIVE</b>
STATE	<b>OH</b>
ZIP	<b>45042</b>

**SUMP DRAIN  
EXITS ON  
LEFT SIDE  
OF HOUSE !!**



LEGEND	
	BEARING WALL
	NON BEARING WALL
	INDICATES BEARING FROM POINT-LOAD ABOVE
	JACKS
	BEAM/HEADER
	PAD FOOTING
	STEEL COLUMN
	PORTAL FRAME
	JOIST/TRUSS
	LVL
	ENGINEERING PAGE NUMBER
SEE FC DETAILS FOR FRAMING CONNECTORS	


- FLOOR PLAN NOTES**
- ALL HEADERS ARE (2) 2x6 w/ 2x4 WALLS OR (3) 2x6 w/ 2x6 WALLS, UNLESS OTHERWISE NOTED.
  - ALL HEADERS TO HAVE (1) 2x4 OR 2x6 JACK AND KING STUD EACH END, UNLESS OTHERWISE NOTED.
  - ALL EXTERIOR WALLS TO BE 4" w/ OSB OR 3 1/2" w/ LAMINATED FIBROUS STRUCTURAL SHEATHING, ALL INTERIOR WALLS TO BE 3 1/2", UNLESS OTHERWISE NOTED. HATCHED AREAS INDICATE DROPPED CEILINGS. ALL DROPPED CEILINGS ARE 12" UNLESS OTHERWISE NOTED.
  - SEE "BRACED WALL PANEL DETAIL SHEET" FOR SPECIAL WALL FRAMING LOCATIONS AND HEADER SIZES, IF APPLICABLE.
  - SEE STANDARD DETAIL CATEGORY "11" SHEET(S) FOR INTERIOR TRIM DETAILS.
  - SEE ARCHITECTURAL DETAIL SHEET "AD" FOR HOUSE SPECIFIC INTERIOR TRIM OPTION TABLE.
  - ALL WINDOWS HAVE 7'-0 1/2" HEADER HEIGHT UNLESS OTHERWISE NOTED.
  - ALL HEADERS IN NON-BEARING WALLS SHALL BE A SINGLE FLAT 2x4 OR 2x6 ATTACHED TO CRIPPLES ABOVE, UNLESS OTHERWISE NOTED.
  - TANKED WATER HEATER SHOWN AS BASE CONDITION. OPTIONAL TANKLESS WATER HEATER IS AVAILABLE IN LIEU OF TANKED WATER HEATER.

- GYPSON NOTES**
- AT GARAGE:**  
GYPSUM BOARD AT COMMON WALLS, CEILINGS, BEAM WRAPS AND SUPPORTS PER STANDARD DETAIL FA-1(b) FIRE ASSEMBLIES OR AS REQUIRED BY LOCAL CODE.
- AT STAIRS:**  
1/2" GYPSUM BOARD AT UNDERSIDE OF STAIRS AND WALLS IN CLOSET

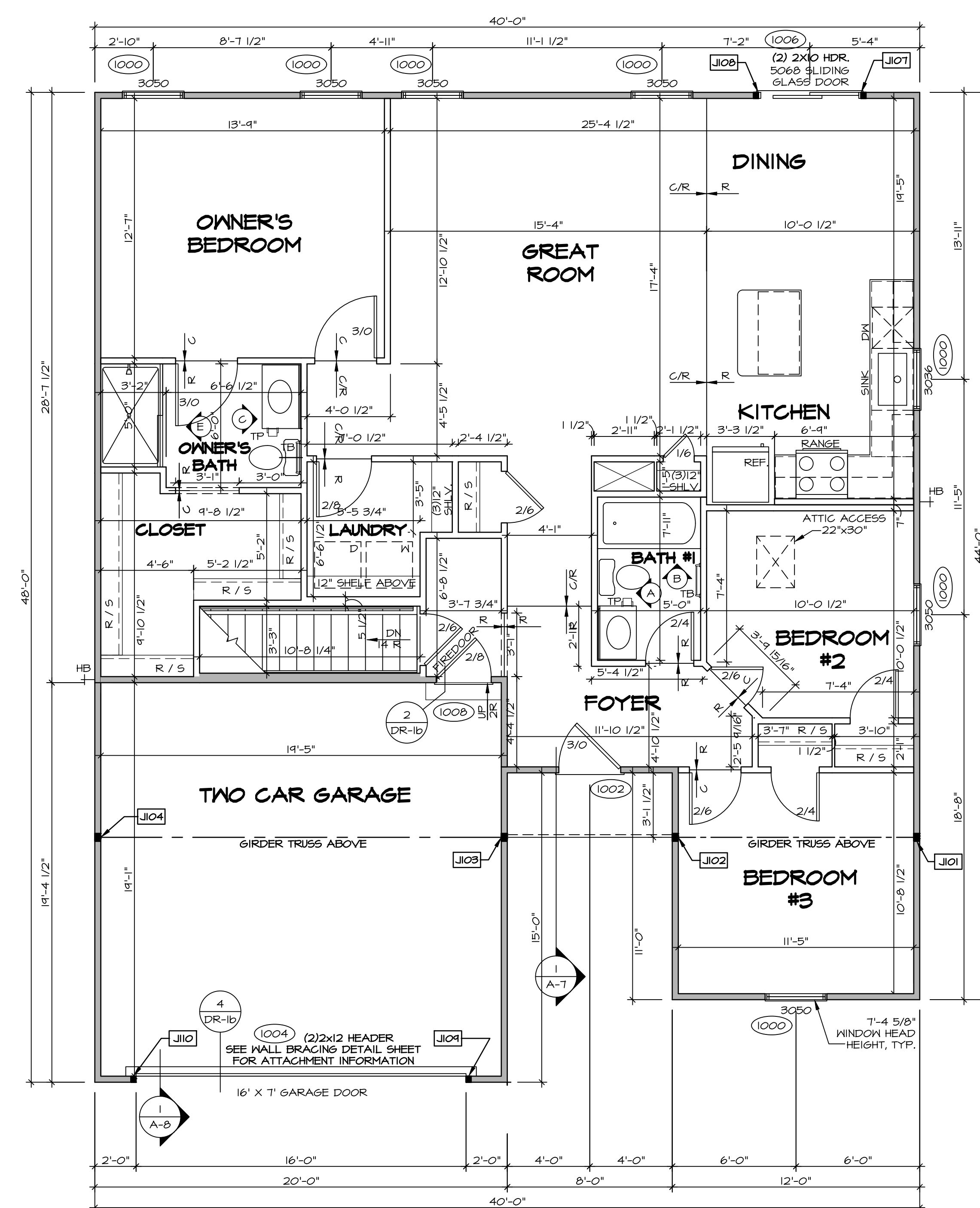
**BASEMENT FLOOR PLAN**  
SCALE: 1/4" = 1'-0"

SHEET NO. <b>A-5</b>	NOBEL <b>SPRUCE</b> DRAWING TITLE BASEMENT FLOOR PLAN	SET NO. SP000	VERSION 01
		RELEASE NO. ----	DRAWN BY ASJ
OPTION DESCRIPTION 	OPTION	DATE: 06/14/19	OPTION
		C:\NVR\Solmes\SPRUCE_SP000_01\DCY-S2-0436\304805A\Sheets\Lot_Specific\A-5_BSM_LS.dwg 03/06/24 - 5:52 am	
DIV-COMM-LOT-UNIT <b>DCY-S2-0436</b>		COMM-LOT SAVYERS MILL - SIMPLY RYAN - 0436	
STREET ADDRESS 5950 AUTUMN DRIVE		APT. NO. ----	STATE OH
CITY MIDDLETOWN		ZIP 45042	

© NVR, Inc., expressly reserves its copyright and other property rights in these plans. These plans are not to be reproduced, stored in a retrieval system, or transmitted in any form or by any means, electronic, mechanical, photocopying, recording, or otherwise, without the prior written consent of NVR, Inc.



FIRST FLOOR JACK SCHEDULE				
IDENTIFIER	DESCRIPTION	OPTIONS	ENG. NUM.	FIELD INSTALLED
J101	JACK - (3) 2X4 SFF STUD GRADE		1010	
J102	JACK - (3) 2X4 SFF STUD GRADE		1010	
J103	JACK - (3) 2X4 SFF STUD GRADE		1010	
J104	JACK - (3) 2X4 SFF STUD GRADE		1010	
J107	JACK - (2) 2X4 SFF STUD GRADE		1006	
J108	JACK - (2) 2X4 SFF STUD GRADE		1006	
J109	JACK - (2) 2X4 SFF STUD GRADE		1004	
J110	JACK - (2) 2X4 SFF STUD GRADE		1004	



LEGEND	
	BEARING WALL
	NON BEARING WALL
	INDICATES BEARING FROM POINT-LOAD ABOVE
	JACKS
	BEAM/HEADER
	PAD FOOTING
	STEEL COLUMN
	PORTAL FRAME
	JOIST/TRUSS
	LVL
	ENGINEERING PAGE NUMBER
SEE FC DETAILS FOR FRAMING CONNECTORS	

- FLOOR PLAN NOTES** RYAN
- ALL HEADERS ARE (2) 2x6 w/ 2x4 WALLS OR (3) 2x6 w/ 2x6 WALLS, UNLESS OTHERWISE NOTED.
  - ALL HEADERS TO HAVE (1) 2x4 OR 2x6 JACK AND KING STUD EACH END, UNLESS OTHERWISE NOTED.
  - ALL EXTERIOR WALLS TO BE 4" w/ OSB OR 3 1/2" w/ LAMINATED FIBROUS STRUCTURAL SHEATHING, ALL INTERIOR WALLS TO BE 3 1/2", UNLESS OTHERWISE NOTED.
  - HATCHED AREAS INDICATE DROPPED CEILINGS. ALL DROPPED CEILINGS ARE 12" UNLESS OTHERWISE NOTED.
  - SEE "BRACED WALL PANEL DETAIL SHEET" FOR SPECIAL WALL FRAMING LOCATIONS AND HEADER SIZES, IF APPLICABLE.
  - SEE STANDARD DETAIL CATEGORY "11" SHEET(S) FOR INTERIOR TRIM DETAILS.
  - SEE ARCHITECTURAL DETAIL SHEET "AD" FOR HOUSE SPECIFIC INTERIOR TRIM OPTION TABLE.
  - ALL WINDOWS HAVE 1"-0 1/2" HEADER HEIGHT UNLESS OTHERWISE NOTED.
  - ALL HEADERS IN NON-BEARING WALLS SHALL BE A SINGLE FLAT 2X4 OR 2X6 ATTACHED TO CRIPPLES ABOVE, UNLESS OTHERWISE NOTED.
  - TANKED WATER HEATER SHOWN AS BASE CONDITION, OPTIONAL TANKLESS WATER HEATER IS AVAILABLE IN LIEU OF TANKED WATER HEATER.

**GYPSUM NOTES**


AT GARAGE:  
GYPSUM BOARD AT COMMON WALLS, CEILING, BEAM HEADS AND SUPPORTS PER STANDARD DETAIL FA-1(b) FIRE ASSEMBLIES OR AS REQUIRED BY LOCAL CODE.

AT STAIRS:  
1/2" GYPSUM BOARD AT UNDERSIDE OF STAIRS AND WALLS IN CLOSET

**FIRST FLOOR PLAN**  
SCALE: 1/4" = 1'-0"

DIV-COMM-LOT-UNIT  
**DCY-S2-0436**  
COM-LOT  
SAMMYERS MILL - SIMPLY RYAN - 0436  
STREET ADDRESS  
5930 AUTUMN DRIVE  
CITY MIDDLETOWN STATE OH ZIP 45042

© NVR, Inc. expressly reserves its copyright and other property rights in these plans. These plans are not to be reproduced, stored in a retrieval system, or transmitted in any form or by any means, electronic, mechanical, photocopying, recording, or otherwise, without the prior written consent of NVR, Inc.



SET NO. SP000  
VERSION 01  
RELEASE NO. ----  
DRAWN BY SGA  
DATE: 12/14/14  
OPTION

SHEET NO. **A-6**  
NOBEL **SPRUCE**  
DRAWING TITLE **FIRST FLOOR PLAN**  
OPTION DESCRIPTION  
12

