

S2 440  
5016 BROOKLET WAY  
MIDDLETOWN, OH 45042

2 Story Basement - unfinished  
2 hose bibs - no valves required  
ice maker  
1 tub  
1 shower  
WATER HEATER ELECTRIC 50 GALLON  
Inside Water Meter setup

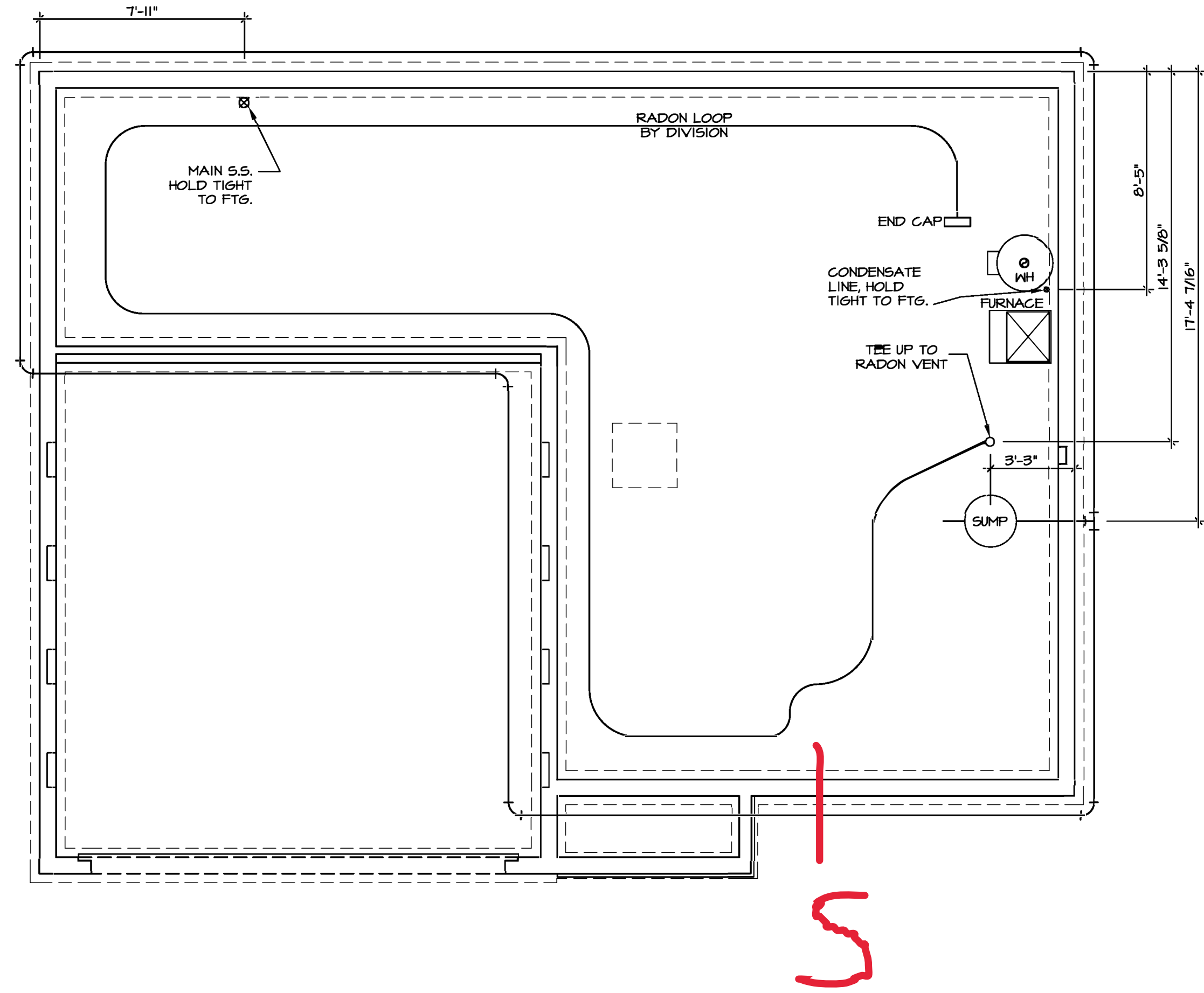
Gas Furnace

**NOTE**  
 RADON REMEDIATION  
**RADON LOOP:**

- (4") PERFORATED HDPE "LOOP"
- MUST BE PLACED IN STONE BED SLIGHTLY HIGHER THAN ANY INTERIOR DRAINTILE
- LOOP TO BE SEPARATE FROM ANY DRAINTILE ELEMENTS
- TO BE CORRUGATED HDPE PIPE
- SCREWS TO BE INSTALLED THROUGH LOOP AT TEE UP INTO STACK


**STACK REQUIREMENTS:**

- 3" PVC STACK (4" IF BASEMENT IS GREATER THAN 2200 SQFT.)
- NO PART OF STACK IS TO BE HORIZONTAL (45° ELBOWS PERMITTED AS REQUIRED)
- PIPE TO BE PHYSICALLY LABELED IN THE FIELD AS "RADON VENT" OR OTHER JURISDICTIONALLY REQUIRED LANGUAGE (ON EVERY LEVEL OF HOUSE)
- ROOF TERMINATION TO BE IN TOP 1/3 OF ROOF
- SCREEN OR VENT CAP INSTALLED TO KEEP PESTS OUT OF RADON VENT AT ROOF TERMINATION.



**PLUMBING PLAN**  
 SCALE: 1/4" = 1'-0"

SHEET NO. <b>A-5</b>	MODEL <b>CEDAR</b>	SET NO. <b>CDR00</b>
VERSION <b>01</b>	RELEASE NO. <b>----</b>	
DRAWING TITLE <b>PLUMBING</b>	DRAWN BY	
OPTION DESCRIPTION	DATE:	OPTION
<b>10</b>		



© NVR, Inc., expressly reserves its copyright and other property rights in these plans. These plans are not to be reproduced, stored in a retrieval system, or copied in any form or manner whatsoever, nor are they to be used for any project without the prior written consent of NVR, Inc.

DIV-COMM-LOT-UNIT <b>DCY-S2-0440</b>	
COM-LOT	<b>SAMYERS MILL - SIMPLY RYAN - 0440</b>
STREET ADDRESS	<b>5016 BROOKLET WAY</b>
CITY	<b>MIDDLETOWN</b>
STATE	<b>OH</b>
ZIP	<b>45042</b>

BASEMENT JACK SCHEDULE			
IDENTIFIER	DESCRIPTION	ENG. NUM.	REMARKS

LEGEND	
	BEARING WALL
	NON BEARING WALL
	INDICATES BEARING FROM POINT-LOAD ABOVE
	JACKS
	BEAMHEADER
	PAD FOOTING
	STEEL COLUMN
	TRUSS TIE DOWN
	PORTAL FRAME
	JOIST/TRUSS
	LVL
	ENGINEERING PAGE NUMBER

SEE FC DETAILS FOR FRAMING CONNECTORS

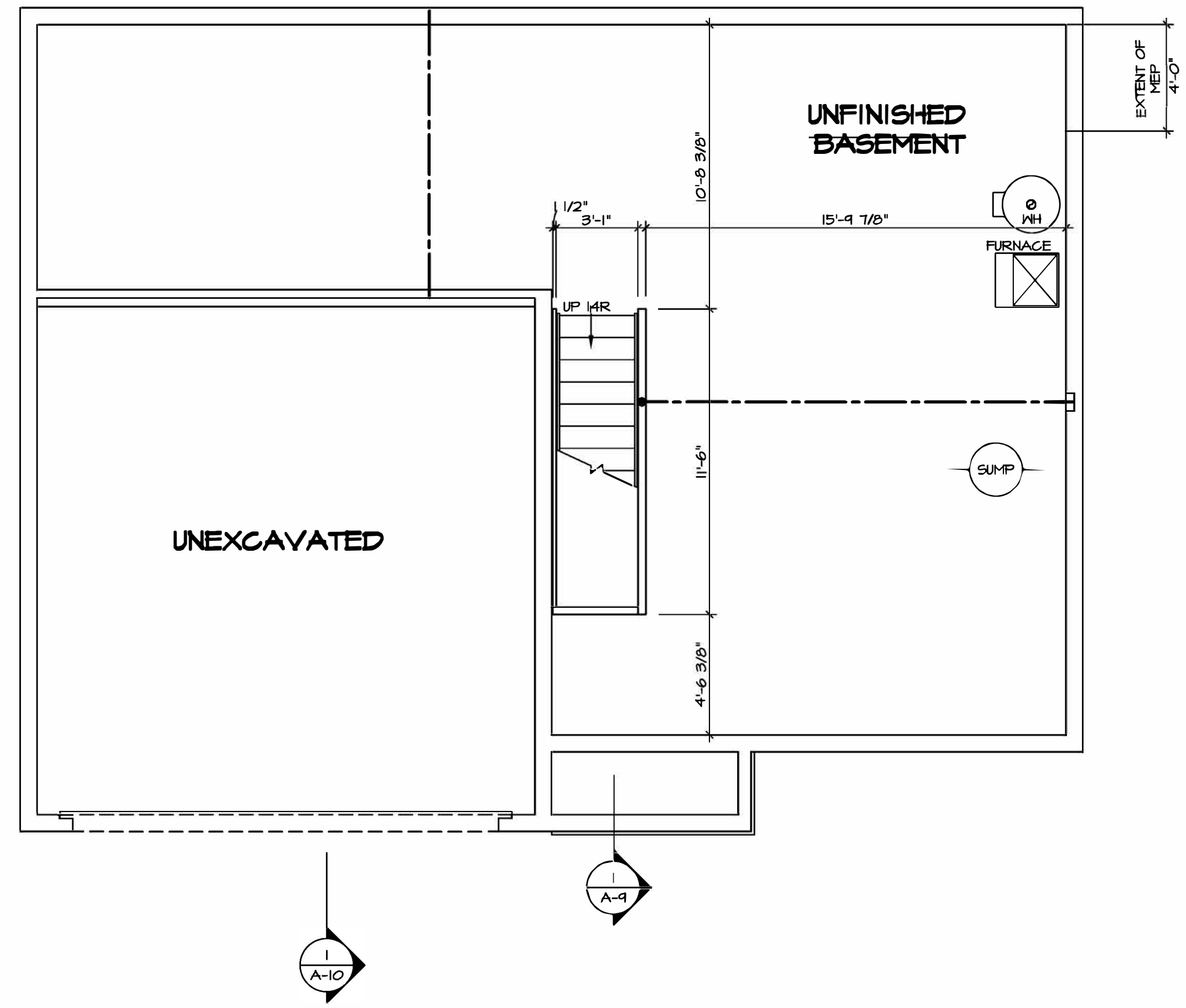
**FLOOR PLAN NOTES**

- ALL HEADERS ARE (2) 2x6 w/ 2x4 WALLS OR (3) 2x6 w/ 2x6 WALLS, UNLESS OTHERWISE NOTED.
- ALL HEADERS TO HAVE (1) 2x4 OR 2x6 JACK AND KING STUD EACH END, UNLESS OTHERWISE NOTED. MULTI-OPENING HEADERS TO HAVE (2) JACKS AT INTERMEDIATE BEARINGS, UNLESS OTHERWISE NOTED. NO ADDITIONAL FLOOR SYSTEM BLOCKING OR CONTINUOUS LOAD PATH JACKS ARE REQUIRED UNLESS OTHERWISE NOTED.
- ALL EXTERIOR WALLS TO BE 4" w/ OSB OR 3 1/2" w/ LAMINATED FIBROUS STRUCTURAL SHEATHING, ALL INTERIOR WALLS TO BE 3 1/2", UNLESS OTHERWISE NOTED.
- HATCHED AREAS INDICATE DROPPED CEILINGS. ALL DROPPED CEILINGS ARE 12" UNLESS OTHERWISE NOTED.
- SEE "BRACED WALL PANEL DETAIL SHEET" FOR SPECIAL WALL FRAMING LOCATIONS AND HEADER SIZES, IF APPLICABLE.
- SEE STANDARD DETAIL CATEGORY "IT" SHEET(S) FOR INTERIOR TRIM DETAILS.
- SEE ARCHITECTURAL DETAIL SHEET "AD" FOR HOUSE SPECIFIC INTERIOR TRIM OPTION TABLE.
- ALL WINDOWS HAVE 7'-0 1/2" HEADER HEIGHT UNLESS OTHERWISE NOTED.
- ALL HEADERS IN NON-BEARING WALLS SHALL BE A SINGLE FLAT 2x4 OR 2x6 ATTACHED TO CRIPPLES ABOVE, UNLESS OTHERWISE NOTED.
- TANKED WATER HEATER SHOWN AS BASE CONDITION. OPTIONAL TANKLESS WATER HEATER IS AVAILABLE IN LIEU OF TANKED WATER HEATER.

**GYPSUM NOTES**

AT GARAGE:  
GYPSUM BOARD AT COMMON WALLS, CEILINGS, BEAM WRAPS AND SUPPORTS PER STANDARD DETAIL FA-1(b) FIRE ASSEMBLIES OR AS REQUIRED BY LOCAL CODE.

AT STAIRS:  
1/2" GYPSUM BOARD AT UNDERSIDE OF STAIRS AND WALLS IN CLOSET



**BASEMENT FLOOR PLAN**  
SCALE: 1/4" = 1'-0"

SHEET NO. <b>A-6</b>	MODEL <b>CEDAR</b>	SET NO. <b>CDROO</b>	VERSION <b>01</b>
	DRAWING TITLE <b>BASEMENT FLOOR PLAN</b>	RELEASE NO. <b>----</b>	DRAWN BY
	OPTION DESCRIPTION	DATE:	OPTION

DIV-COMM-LOT-UNIT <b>DCY-S2-0440</b>	
COM-LOT <b>SAMYERS MILL - SIMPLY RYAN - 0440</b>	APT. NO. <b>----</b>
STREET ADDRESS <b>5016 BROOKLET WAY</b>	CITY <b>MIDDLETOWN</b>
STATE <b>OH</b>	ZIP <b>45042</b>

© NVR, Inc. expressly reserves its copyright and other property rights in these plans. These plans are not to be reproduced, stored in a retrieval system, or transmitted in any form or by any means, electronic, mechanical, photocopying, recording, or otherwise, without the prior written consent of NVR, Inc.

**NVR**  
NVR, Inc., Suite 100  
Frederick, MD 21703  
5285 Westview Drive

08/09/23 - 4:19 PM

FIRST FLOOR JACK SCHEDULE			
IDENTIFIER	DESCRIPTION	ENG. NUM.	REMARKS
J101	JACK - (8) 2X4 SFF STUD GRADE	1014	
J102	JACK - (2) 2X4 SFF STUD GRADE	1014	
J103	JACK - (2) 2X4 SFF STUD GRADE	1014	
J104	JACK - (2) 2X4 SFF STUD GRADE	1014	
J105	JACK - (2) 2X4 SFF STUD GRADE	1012	
J106	JACK - (4) 2X4 SFF	1025	
J107	JACK - (4) 2X4 SFF	1025	
J108	JACK - (2) 2X4 SFF STUD GRADE	1008	
J109	JACK - (2) 2X4 SFF STUD GRADE	1008	
J110	JACK - (2) 2X4 SFF STUD GRADE	1010	
J111	JACK - (2) 2X4 SFF STUD GRADE	1010	
J112	JACK - (4) 2X4 SFF STUD GRADE	1006	
J113	JACK - (4) 2X4 SFF STUD GRADE	1006	
J114	JACK - (4) 2X4 SFF STUD GRADE	1006	
J115	JACK - (4) 2X4 SFF STUD GRADE	1006	

FIELD INSTALLED FIRST FLOOR BEAM/HEADER SCHEDULE				
IDENTIFIER	DESCRIPTION	LENGTH	ENG. NUM.	REMARKS
B101	INT HEADER - 2X8 - 2 PLY	4'-1"	1014	

LEGEND	
	BEARING WALL
	NON BEARING WALL
	INDICATES BEARING FROM POINT-LOAD ABOVE
	JACKS
	BEAM/HEADER
	PAD FOOTING
	STEEL COLUMN
	TRUSS TIE DOWN
	PORTAL FRAME
	JOIST/TRUSS
	LVL
	ENGINEERING PAGE NUMBER

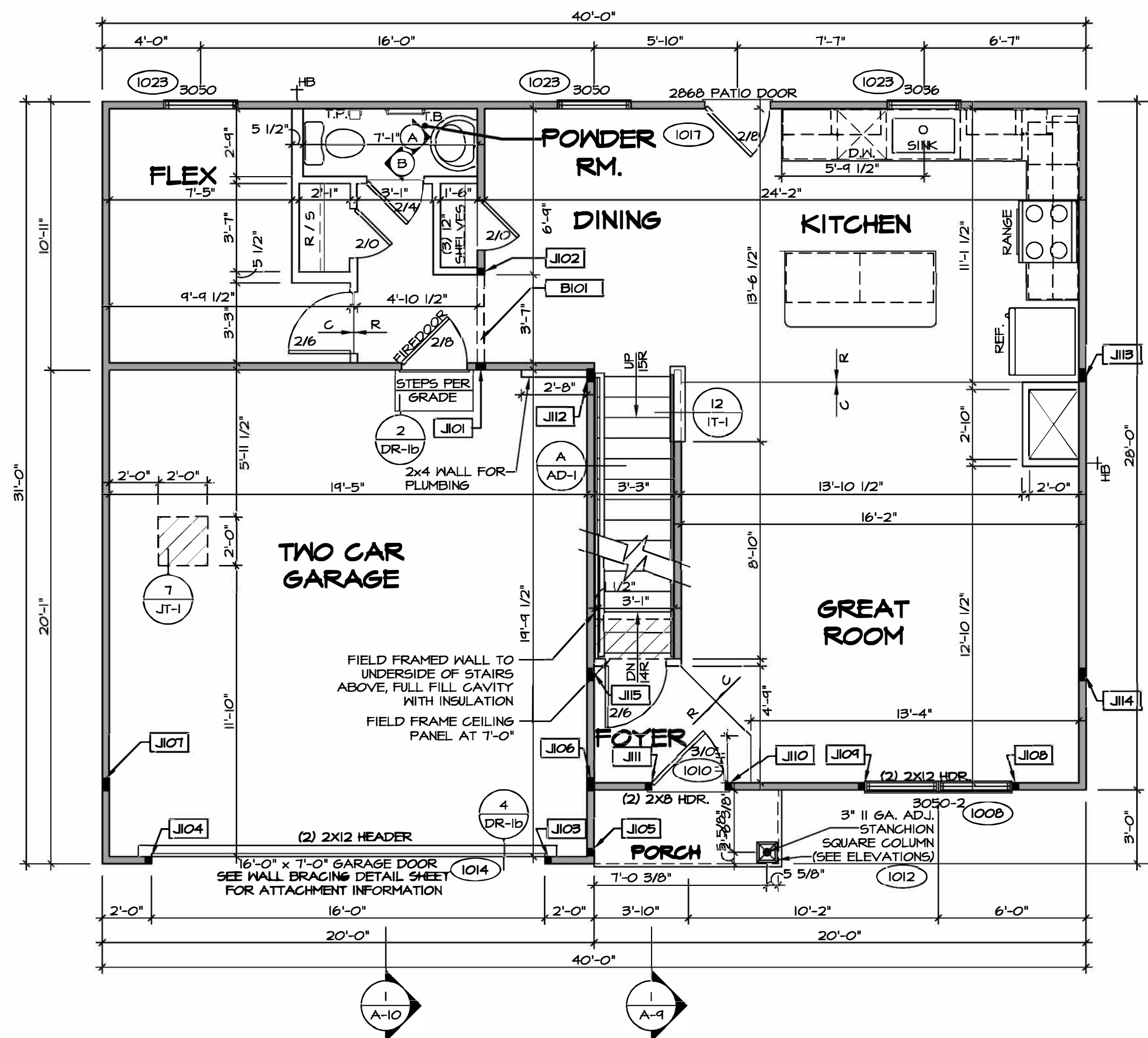
SEE FC DETAILS FOR FRAMING CONNECTORS

**FLOOR PLAN NOTES**

- ALL HEADERS ARE (2) 2x6 w/ 2x4 WALLS OR (3) 2x6 w/ 2x6 WALLS, UNLESS OTHERWISE NOTED.
- ALL HEADERS TO HAVE (1) 2x4 OR 2x6 JACK AND KING STUD EACH END, UNLESS OTHERWISE NOTED. MULTI-OPENING HEADERS TO HAVE (2) JACKS AT INTERMEDIATE BEARINGS, UNLESS OTHERWISE NOTED. NO ADDITIONAL FLOOR SYSTEM BLOCKING OR CONTINUOUS LOAD PATH JACKS ARE REQUIRED UNLESS OTHERWISE NOTED.
- ALL EXTERIOR WALLS TO BE 4" w/ OSB OR 3 1/2" w/ LAMINATED FIBROUS STRUCTURAL SHEATHING, ALL INTERIOR WALLS TO BE 3 1/2", UNLESS OTHERWISE NOTED.
- HATCHED AREAS INDICATE DROPPED CEILING. ALL DROPPED CEILING ARE 12" UNLESS OTHERWISE NOTED.
- SEE "BRACED WALL PANEL DETAIL SHEET" FOR SPECIAL WALL FRAMING LOCATIONS AND HEADER SIZES, IF APPLICABLE.
- SEE STANDARD DETAIL CATEGORY "IT" SHEET(S) FOR INTERIOR TRIM DETAILS.
- SEE ARCHITECTURAL DETAIL SHEET "AD" FOR HOUSE SPECIFIC INTERIOR TRIM OPTION TABLE.
- ALL WINDOWS HAVE 7'-0 1/2" HEADER HEIGHT UNLESS OTHERWISE NOTED.
- ALL HEADERS IN NON-BEARING WALLS SHALL BE A SINGLE FLAT 2X4 OR 2X6 ATTACHED TO CRIPPLES ABOVE, UNLESS OTHERWISE NOTED.
- TANKED WATER HEATER SHOWN AS BASE CONDITION. OPTIONAL TANKLESS WATER HEATER IS AVAILABLE IN LIEU OF TANKED WATER HEATER.

**GYPSUM NOTES**


- AT GARAGE:**  
GYPSUM BOARD AT COMMON WALLS, CEILINGS, BEAM WRAPS AND SUPPORTS PER STANDARD DETAIL FA-1(b) FIRE ASSEMBLIES OR AS REQUIRED BY LOCAL CODE.
- AT STAIRS:**  
1/2" GYPSUM BOARD AT UNDERSIDE OF STAIRS AND WALLS IN CLOSET



**FIRST FLOOR PLAN**  
SCALE: 1/4" = 1'-0"

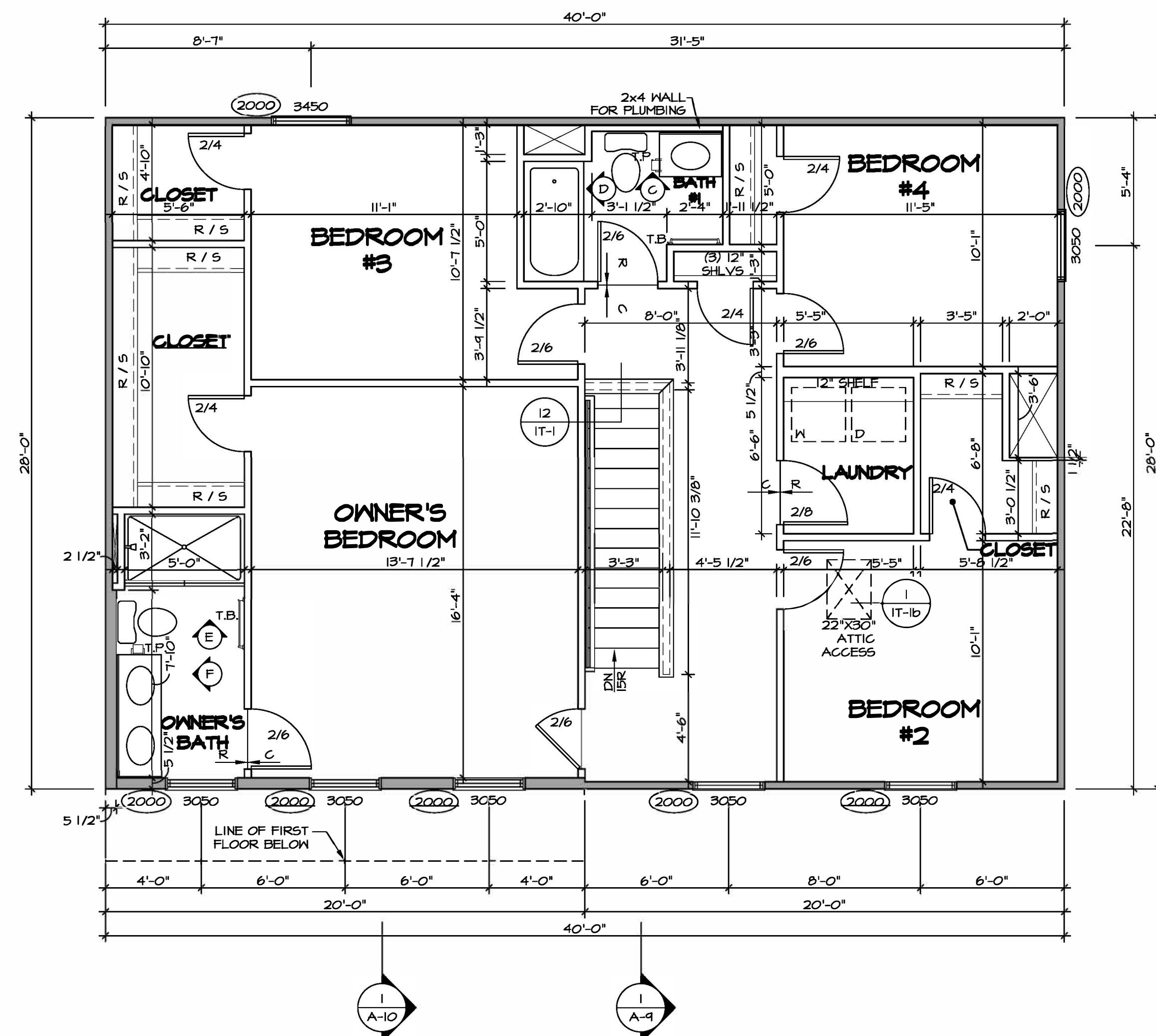
DIV-COMM-LOT-UNIT  
**DCY-S2-0440**  
COM-LOT  
SAVYERS MILL - SIMPLY RYAN - 0440  
STREET ADDRESS  
5016 BROOKLET WAY  
CITY MIDDLETOWN STATE OH ZIP 45042

© NVR, Inc. expressly reserves its copyright and other property rights in these plans. These plans are not to be reproduced, stored in a retrieval system, or transmitted in any form or by any means, electronic, mechanical, photocopying, recording, or otherwise, without the prior written consent of NVR, Inc.



SET NO. CDROO  
VERSION 01  
RELEASE NO. ----  
DRAWN BY  
DATE:  
OPTION

SHEET NO. **A-7**  
MODEL **GEDAR**  
DRAWING TITLE **FIRST FLOOR PLAN**  
OPTION DESCRIPTION  
12



**1 SECOND FLOOR PLAN**  
 SCALE: 1/4" = 1'-0"

**LEGEND**

	BEARING WALL
	NON BEARING WALL
	INDICATES BEARING FROM POINT-LOAD ABOVE
	JACKS
	BEAMHEADER
	PAD FOOTING
	STEEL COLUMN
	TRUSS TIE DOWN
	PORTAL FRAME
	JOIST/TRUSS
	LVL
	ENGINEERING PAGE NUMBER


SEE FC DETAILS FOR FRAMING CONNECTORS

- FLOOR PLAN NOTES**
- ALL HEADERS ARE (2) 2x6 w/ 2x4 WALLS OR (3) 2x6 w/ 2x6 WALLS, UNLESS OTHERWISE NOTED.
  - ALL HEADERS TO HAVE (1) 2x4 OR 2x6 JACK AND KING STUD EACH END, UNLESS OTHERWISE NOTED. MULTI-OPENING HEADERS TO HAVE (2) JACKS AT INTERMEDIATE BEARINGS, UNLESS OTHERWISE NOTED. NO ADDITIONAL FLOOR SYSTEM BLOCKING OR CONTINUOUS LOAD PATH JACKS ARE REQUIRED UNLESS OTHERWISE NOTED.
  - ALL EXTERIOR WALLS TO BE 4" w/ OSB OR 3 1/2" w/ LAMINATED FIBROUS STRUCTURAL SHEATHING, ALL INTERIOR WALLS TO BE 5/8", UNLESS OTHERWISE NOTED.
  - HATCHED AREAS INDICATE DROPPED CEILING. ALL DROPPED CEILING ARE 12" UNLESS OTHERWISE NOTED.
  - SEE "BRACED WALL PANEL DETAIL SHEET" FOR SPECIAL WALL FRAMING LOCATIONS AND HEADER SIZES, IF APPLICABLE.
  - SEE STANDARD DETAIL CATEGORY "IT" SHEET(S) FOR INTERIOR TRIM DETAILS.
  - SEE ARCHITECTURAL DETAIL SHEET "AD" FOR HOUSE SPECIFIC INTERIOR TRIM OPTION TABLE.
  - ALL WINDOWS HAVE 7'-0 1/2" HEADER HEIGHT UNLESS OTHERWISE NOTED.
  - ALL HEADERS IN NON-BEARING WALLS SHALL BE A SINGLE FLAT 2x4 OR 2x6 ATTACHED TO CRIPPLES ABOVE, UNLESS OTHERWISE NOTED.
  - TANKED WATER HEATER SHOWN AS BASE CONDITION. OPTIONAL TANKLESS WATER HEATER IS AVAILABLE IN LIEU OF TANKED WATER HEATER.

- GYPSUM NOTES**
- AT GARAGE:  
 GYPSUM BOARD AT COMMON WALLS, CEILINGS, BEAM WRAPS AND SUPPORTS PER STANDARD DETAIL FA-1(b) FIRE ASSEMBLIES OR AS REQUIRED BY LOCAL CODE.
- AT STAIRS:  
 1/2" GYPSUM BOARD AT UNDERSIDE OF STAIRS AND WALLS IN CLOSET

DIV-COMM-LOT-UNIT  
**DCY-S2-0440**  
 COM-LOT  
 SAATERS MILL - SIMPLY RYAN - 0440  
 STREET ADDRESS  
 5016 BROOKLET WAY  
 CITY MIDDLETOWN STATE OH ZIP 45042

NVR, Inc., expressly reserves its copyright and other property rights in these plans. These plans are not to be reproduced, stored in a retrieval system, or transmitted in any form or manner whatsoever, nor are they to be used for any project without the express written consent of NVR, Inc.



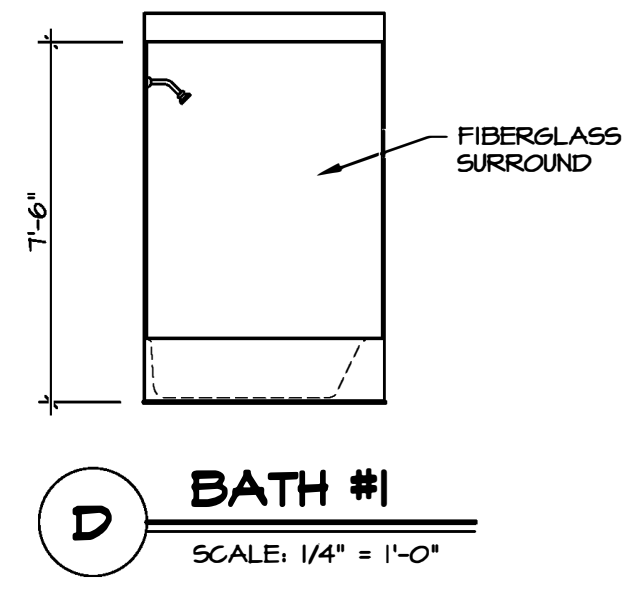
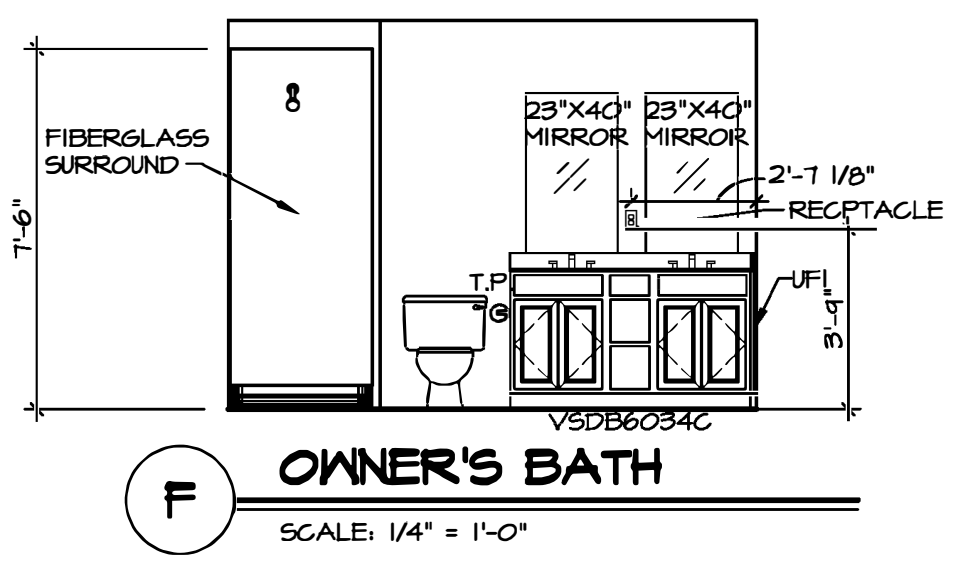
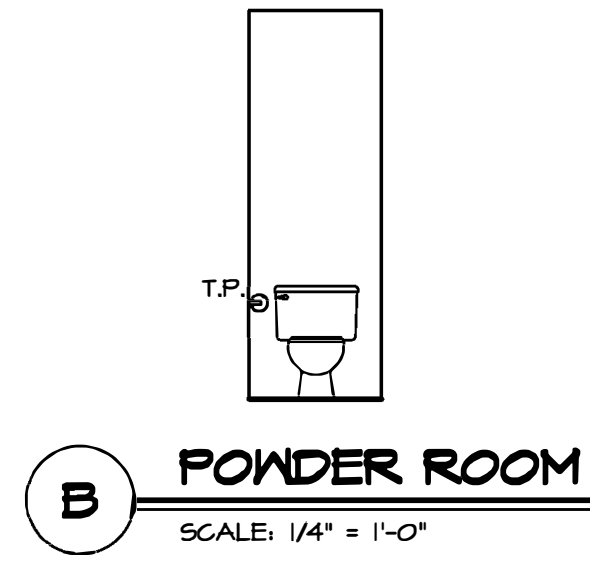
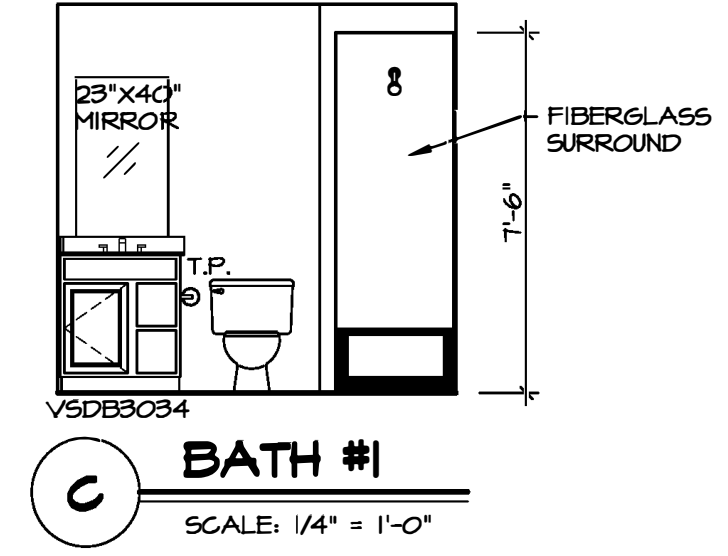
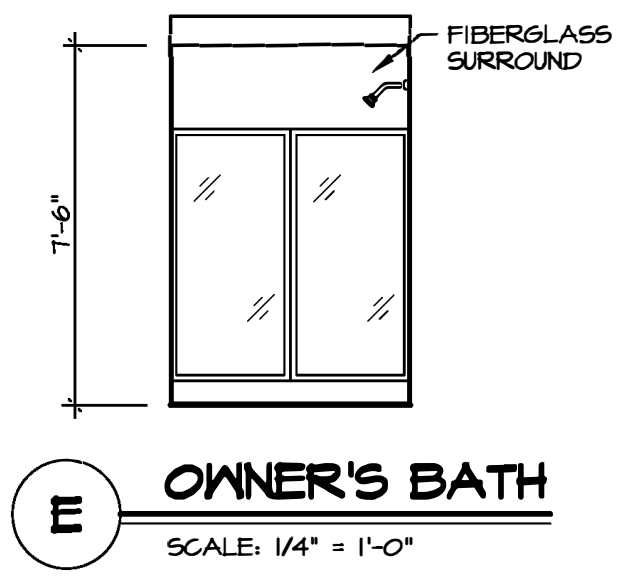
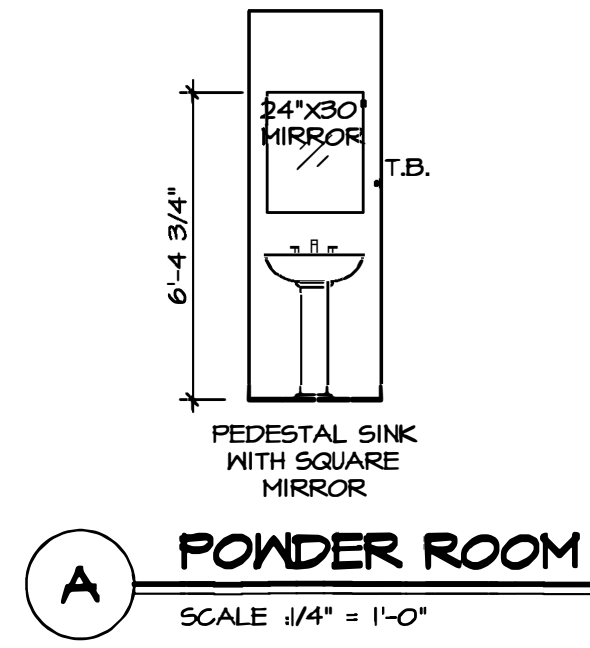
SHEET NO.	<b>A-8</b>
MODEL	<b>CEDAR</b>
VERSION	01
RELEASE NO.	----
DRAWN BY	
DATE:	
OPTION	
SET NO. CDROO	
VERSION	01
RELEASE NO.	----
DRAWN BY	
DATE:	
OPTION	
DRAWING TITLE	<b>SECOND FLOOR PLAN</b>
OPTION DESCRIPTION	
13	





**NOTES:**

1. TEMPERED GLASS SHOWER ENCLOSURE WITH SWING DOOR OR OPTIONAL SLIDING DOOR BY DIVISION.
2. TUB ACCESS PANELS PROVIDED AS NEEDED, ALL MATERIALS BY DIVISION.
3. ALL BATH ELEVATIONS SHOWN PER PLAN.
4. ALL VANITIES WITH DRAWERS TO BE SET WITH DRAWERS ON RIGHT HAND SIDE.
5. BATH ELEVATIONS ARE SHOWN PER PLAN.
6. ALL DIMENSIONS SHOWN ON BATH ELEVATIONS ARE ROUGH FRAMING REFERENCES ONLY.



SHEET NO. <b>A-13</b>	MODEL <b>CEDAR</b>	SET NO. <b>CDROO</b>	DIV-COMM-LOT-UNIT <b>DCY-S2-0440</b>
	DRAWING TITLE <b>BATH ELEVATIONS</b>	VERSION <b>01</b>	
13	OPTION DESCRIPTION	RELEASE NO. -----	STREET ADDRESS <b>5016 BROOKLET WAY</b>
		DRAWN BY	CITY <b>MIDDLETOWN</b>
		DATE:	STATE <b>OH</b>
		OPTION	ZIP <b>45042</b>
NVR, Inc. 5285 Westwood, Suite 100 Frederick, MD 21703 © NVR, Inc. expressly reserves its copyright and other property rights in these plans. These plans are not to be reproduced, stored in a retrieval system, or transmitted in any form or by any means, electronic, mechanical, photocopying, recording, or by any information storage and retrieval system, without the prior written consent of NVR, Inc.		SAMYERS MILL - SIMPLY RYAN - 0440 APT. NO. -----	