

S2 445

5006 BROOKLET WAY

MIDDLETOWN, OH 45042

2 Story Basement

3 PIECE PLUMBING ROUGH-IN BASEMENT

UNFINISHED BASEMENT

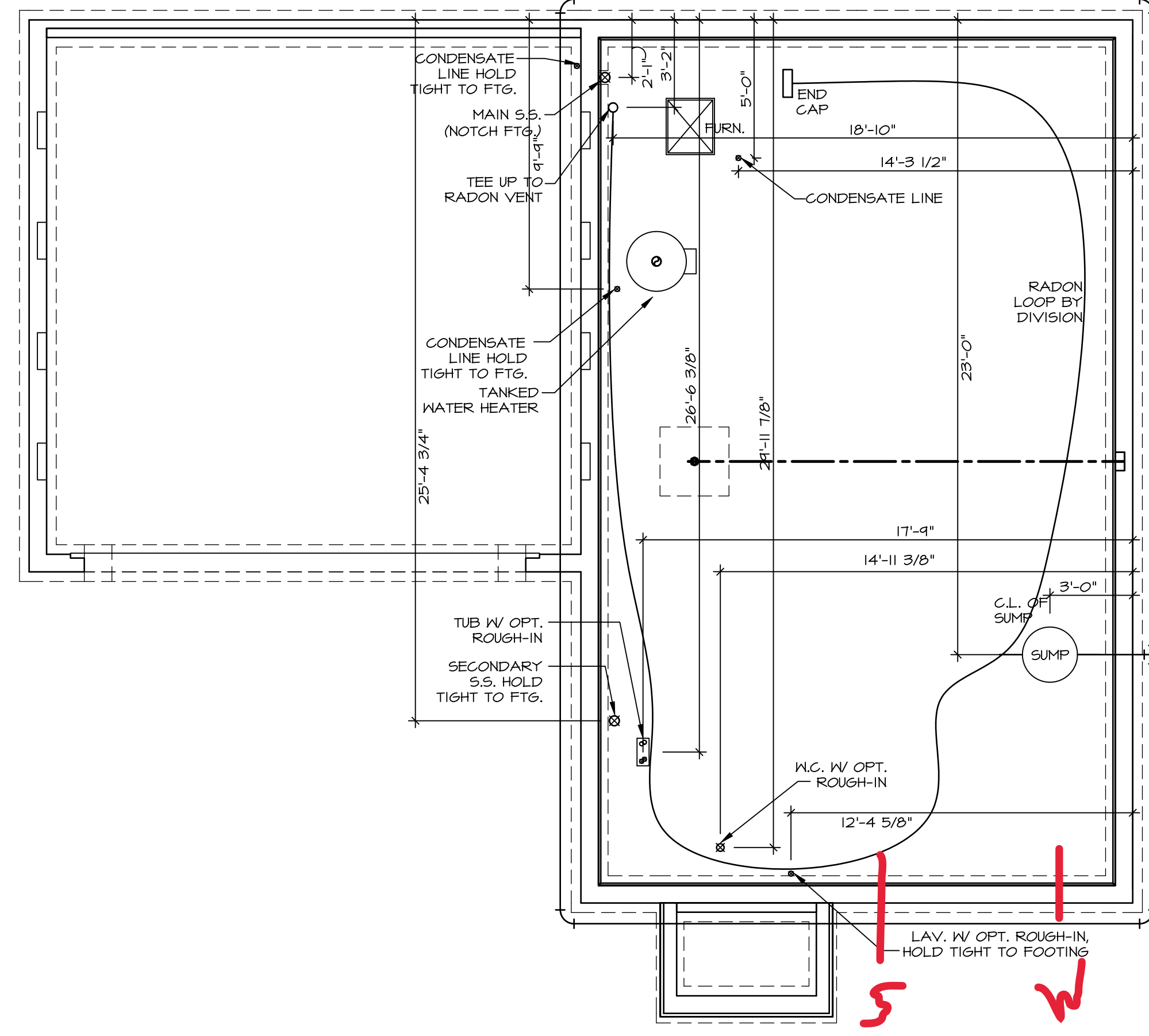
2 hose bibs - no valves required

ice maker

2 tubs

WATER HEATER ELECTRIC 40 GALLON

Gas Furnace



1
A-4 **PLUMBING PLAN**
SCALE: 1/4" = 1'-0"

SHEET NO. A-4	MODEL BIRCH	SET NO. BRH00
OPTION DESCRIPTION PLUMBING PLAN	DRAWING TITLE PLUMBING PLAN	VERSION 01
14	DATE: OPTION	DRAWN BY

NVR
NVR, Inc., Suite 100
5285 Westview
Frederick, MD 21703

© NVR, Inc., expressly reserves its copyright and other property rights in these plans. These plans are not to be reproduced, stored in a retrieval system, or copied in any form or manner whatsoever, nor are they to be used for any project without the prior written consent of NVR, Inc.

DIV-COMM-LOT-UNIT DCY-S2-0445	
COMM-LOT SAMYERS MILL - SIMPLY RYAN - 0445	APT. NO. ----
STREET ADDRESS 5006 BROOKLET WAY	CITY MIDDLETOWN
STATE OH	ZIP 45042

LEGEND	
	BEARING WALL
	NON BEARING WALL
	INDICATES BEARING FROM POINT-LOAD ABOVE
	JACKS
	BEAM/HEADER
	PAD FOOTING
	STEEL COLUMN
	TRUSS TIE DOWN
	PORTAL FRAME
	JOIST/TRUSS
	LVL
	ENGINEERING PAGE NUMBER

SEE FC DETAILS FOR FRAMING CONNECTORS

FLOOR PLAN NOTES RYAN

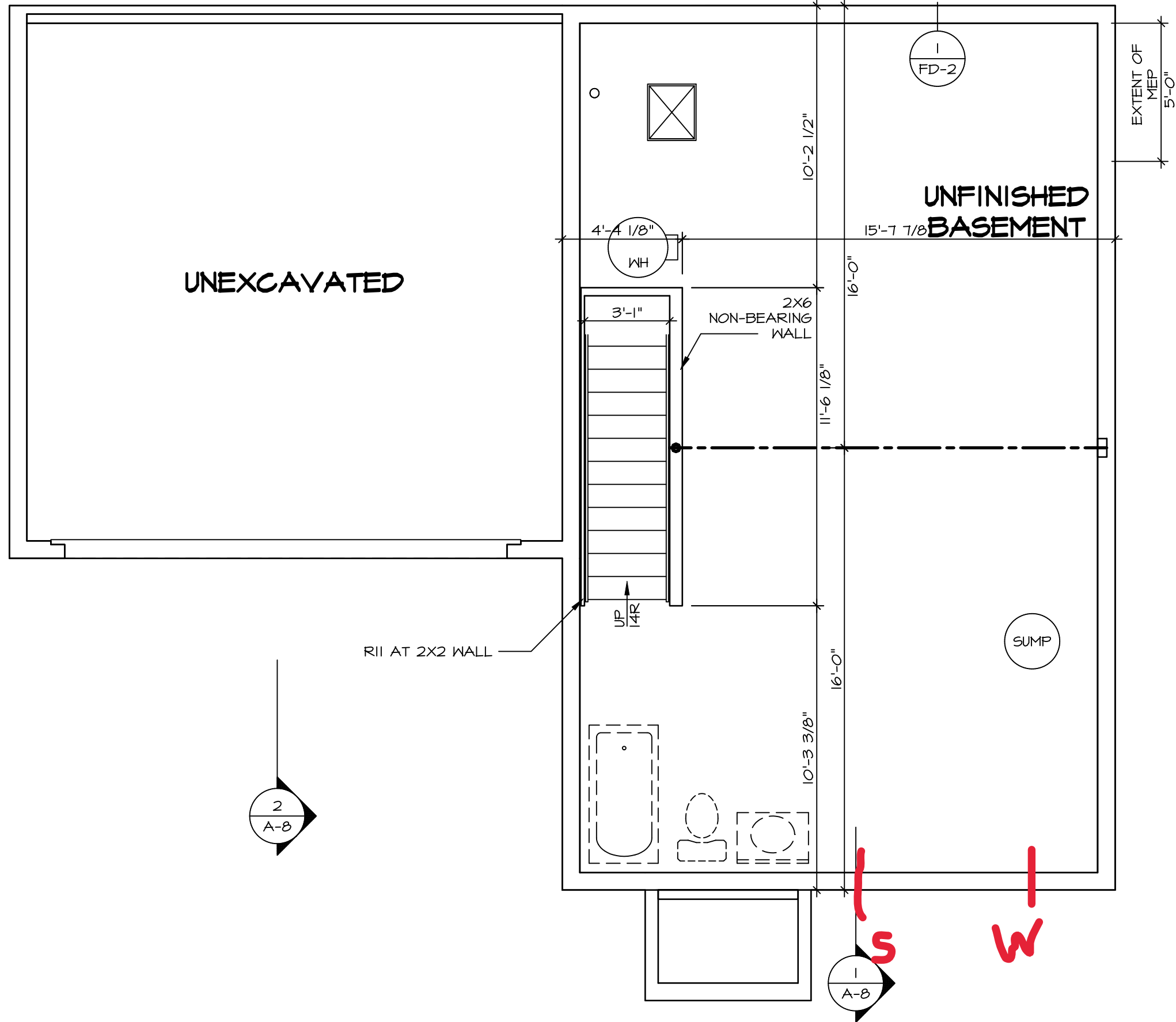
- ALL HEADERS ARE (2) 2x6 w/ 2x4 WALLS OR (3) 2x6 w/ 2x6 WALLS, UNLESS OTHERWISE NOTED.
- ALL HEADERS TO HAVE (1) 2x4 OR 2x6 JACK AND KING STUD EACH END, UNLESS OTHERWISE NOTED. MULTI-OPENING HEADERS TO HAVE (2) JACKS AT INTERMEDIATE BEARING, UNLESS OTHERWISE NOTED. NO ADDITIONAL FLOOR SYSTEM BLOCKING OR CONTINUOUS LOAD PATH JACKS ARE REQUIRED UNLESS OTHERWISE NOTED.
- ALL EXTERIOR WALLS TO BE 4" w/ OSB OR 3 1/2" w/ LAMINATED FIBROUS STRUCTURAL SHEATHING, ALL INTERIOR WALLS TO BE 3 1/2", UNLESS OTHERWISE NOTED. HATCHED AREAS INDICATE DROPPED CEILINGS. ALL DROPPED CEILINGS ARE 12" UNLESS OTHERWISE NOTED.
- SEE "BRACED WALL PANEL DETAIL SHEET" FOR SPECIAL WALL FRAMING LOCATIONS AND HEADER SIZES, IF APPLICABLE.
- SEE STANDARD DETAIL CATEGORY "IT" SHEET(S) FOR INTERIOR TRIM DETAILS.
- SEE ARCHITECTURAL DETAIL SHEET "AD" FOR HOUSE SPECIFIC INTERIOR TRIM OPTION TABLE.
- ALL HEADERS IN NON-BEARING WALLS SHALL BE A SINGLE FLAT 2x4 OR 2x6 ATTACHED TO CRIPPLES ABOVE, UNLESS OTHERWISE NOTED.
- TANKED WATER HEATER SHOWN AS BASE CONDITION. OPTIONAL TANKLESS WATER HEATER IS AVAILABLE IN LIEU OF TANKED WATER HEATER.

GYP SUM NOTES

AT GARAGE:
GYPSUM BOARD AT COMMON WALLS, CEILINGS, BEAM WRAPS AND SUPPORTS PER STANDARD DETAIL FA-1(b) FIRE ASSEMBLIES OR AS REQUIRED BY LOCAL CODE.

AT STAIRS:
1/2" GYPSUM BOARD AT UNDERSIDE OF STAIRS AND WALLS IN CLOSET

BASEMENT JACK SCHEDULE		
IDENTIFIER	DESCRIPTION	ENG. NUM.



BASEMENT FLOOR PLAN
SCALE: 1/4" = 1'-0"

SHEET NO. A-5	MODEL BIRCH	SET NO. BRH00	DIV-COMM-LOT-UNIT DCY-S2-0445
	DRAWING TITLE BASEMENT FLOOR PLAN	VERSION 01	
16	OPTION DESCRIPTION	DATE:	STREET ADDRESS 5006 BROOKLET WAY
		OPTION	CITY MIDDLETOWN
			STATE OH
			ZIP 45042

© NVR, Inc., expressly reserves its copyright and other property rights in these plans. These plans are not to be reproduced, stored in a retrieval system, or transmitted in any form or by any means, electronic, mechanical, photocopying, recording, or otherwise, without the prior written consent of NVR, Inc.

NVR
NVR, Inc., Suite 100
5285 Westwood Blvd.
Frederick, MD 21703

C:\NVR\Solives\BIRCH_BRH00_01\DCY-S2-0445\2812330\Streets\Lot Specific\16 A-5 BSM1_LS.dwg 04/12/23 - 3:24 am

FIRST FLOOR JACK SCHEDULE		
IDENTIFIER	DESCRIPTION	ENG. N.M.
J100	JACK - (4) 2X4 SPF STUD GRADE	1004
J101	JACK - (2) 2X4 SPF STUD GRADE	1002
J102	JACK - (3) 2X4 SPF STUD GRADE	1015
J103	JACK - (3) 2X4 SPF STUD GRADE	1015
J104	JACK - (4) 2X4 SPF STUD GRADE	1004
J105	JACK - (2) 2X4 SPF STUD GRADE	1008
J106	JACK - (2) 2X4 SPF STUD GRADE	1008

LEGEND	
	BEARING WALL
	NON BEARING WALL
	INDICATES BEARING FROM POINT-LOAD ABOVE
	JACKS
	BEAM/HEADER
	PAD FOOTING
	STEEL COLUMN
	TRUSS TIE DOWN
	PORTAL FRAME
	JOIST/TRUSS
	LVL
	ENGINEERING PAGE NUMBER

SEE FC DETAILS FOR FRAMING CONNECTORS

ALL WINDOWS HAVE 1 1/2" HEADER HEIGHT UNLESS OTHERWISE NOTED

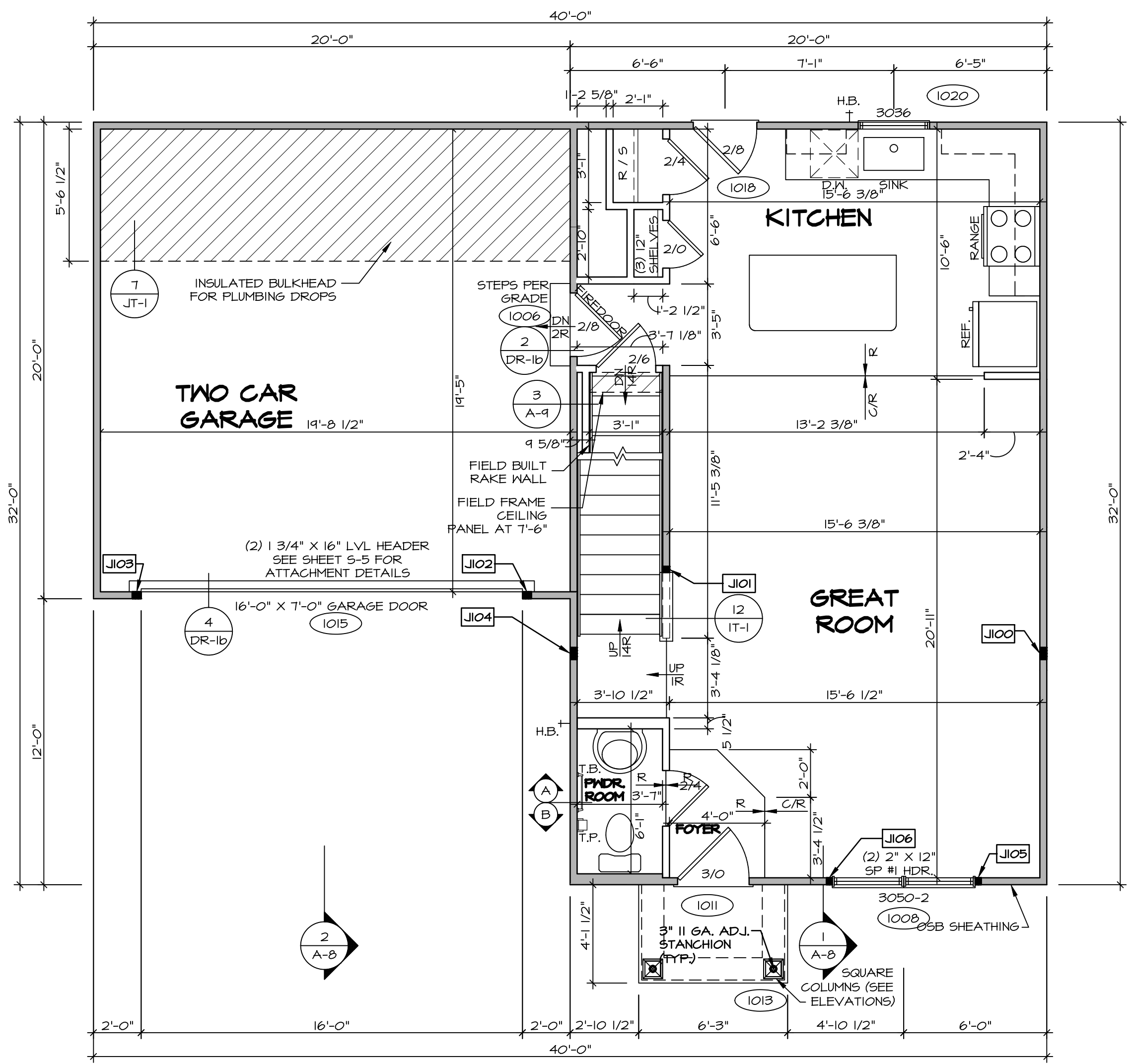
FLOOR PLAN NOTES RYAN

- ALL HEADERS ARE (2) 2x6 w/ 2x4 WALLS OR (3) 2x6 w/ 2x6 WALLS, UNLESS OTHERWISE NOTED.
- ALL HEADERS TO HAVE (1) 2x4 OR 2x6 JACK AND KING STUD EACH END, UNLESS OTHERWISE NOTED. MULTI-OPENING HEADERS TO HAVE (2) JACKS AT INTERMEDIATE BEARING, UNLESS OTHERWISE NOTED. NO ADDITIONAL FLOOR SYSTEM BLOCKING OR CONTINUOUS LOAD PATH JACKS ARE REQUIRED UNLESS OTHERWISE NOTED.
- ALL EXTERIOR WALLS TO BE 4" w/ OSB OR 3 1/2" w/ LAMINATED FIBROUS STRUCTURAL SHEATHING. ALL INTERIOR WALLS TO BE 3 1/2" UNLESS OTHERWISE NOTED. HATCHED AREAS INDICATE DROPPED CEILING. ALL DROPPED CEILING ARE 12" UNLESS OTHERWISE NOTED. SEE BRACED WALL PANEL DETAIL SHEET FOR SPECIAL WALL FRAMING LOCATIONS AND HEADER SIZES, IF APPLICABLE.
- SEE STANDARD DETAIL CATEGORY "IT" SHEET(S) FOR INTERIOR TRIM DETAILS.
- SEE ARCHITECTURAL DETAIL SHEET "AD" FOR HOUSE SPECIFIC INTERIOR TRIM OPTION TABLE.
- ALL HEADERS IN NON-BEARING WALLS SHALL BE A SINGLE FLAT 2x4 OR 2x6 ATTACHED TO CRIPPLES ABOVE UNLESS OTHERWISE NOTED.
- TANKED WATER HEATER SHOWN AS BASE CONDITION, OPTIONAL TANKLESS WATER HEATER IS AVAILABLE IN LIEU OF TANKED WATER HEATER.

GYPSUM NOTES

AT GARAGE:
GYPSUM BOARD AT COMMON WALLS, CEILING, BEAM WRAPS AND SUPPORTS PER STANDARD DETAIL FA-1(b) FIRE ASSEMBLIES OR AS REQUIRED BY LOCAL CODE.


AT STAIRS:
1/2" GYPSUM BOARD AT UNDERSIDE OF STAIRS AND WALLS IN CLOSET



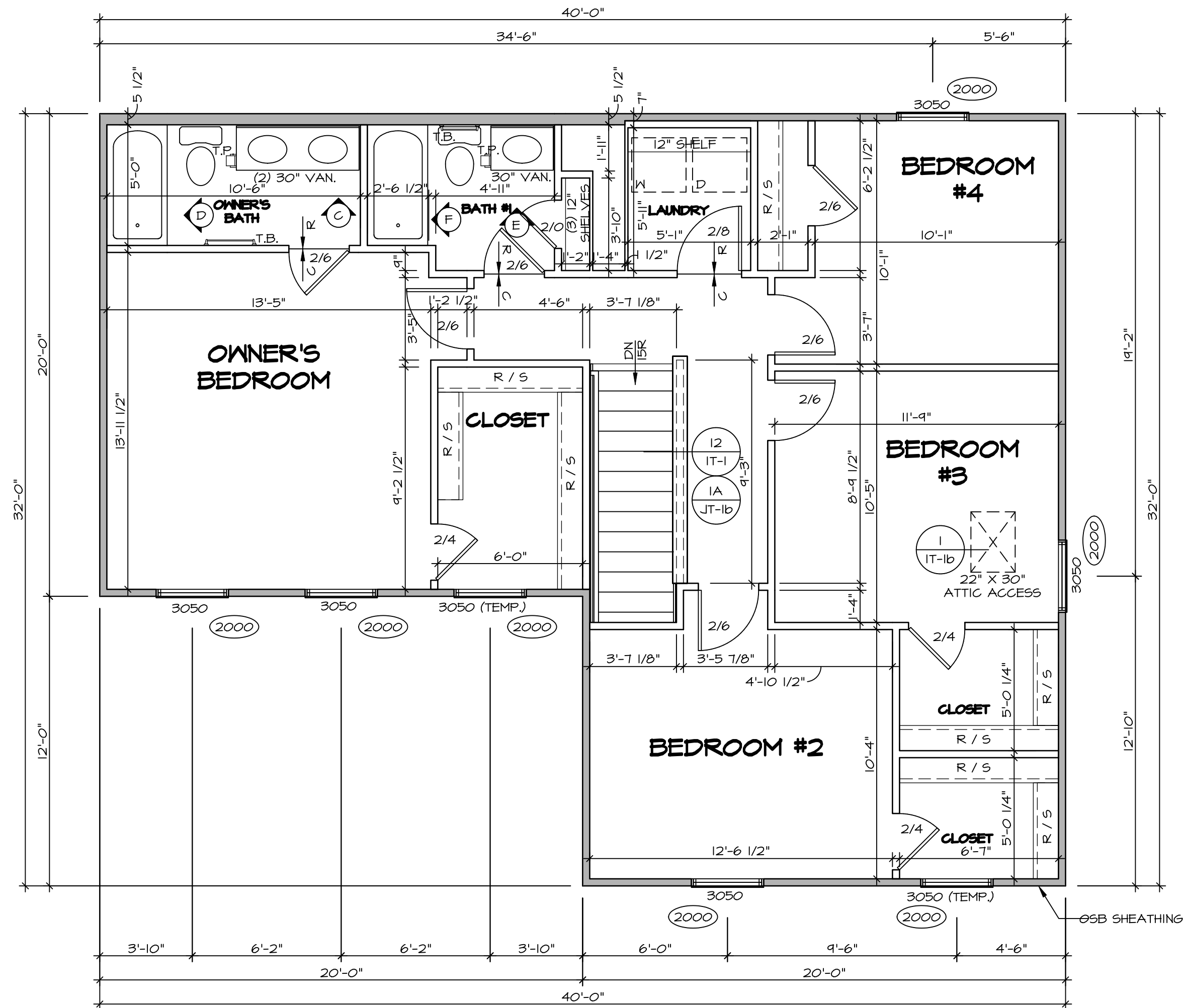
FIRST FLOOR PLAN
SCALE: 1/4" = 1'-0"

DCY-COMM-LOT-UNIT
DCY-S2-0445
COM-LOT
SAYERS MILL - SIMPLY RYAN - 0445
STREET ADDRESS
5006 BROOKLET WAY
CITY MIDDLETOWN STATE OH ZIP 45042

NVR, Inc. expressly reserves its copyright and other property rights in these plans. These plans are not to be reproduced, stored in a retrieval system, or transmitted in any form or by any means, electronic, mechanical, photocopying, recording, or otherwise, without the prior written consent of NVR, Inc.



SHEET NO.	MODEL	SET NO.	BRH00
A-6	BIRCH	VERSION	01
	DRAWING TITLE	DRAWN BY	
	FIRST FLOOR PLAN	DATE:	
	OPTION DESCRIPTION	OPTION	



1
A-7
SECOND FLOOR PLAN
SCALE: 1/4" = 1'-0"

LEGEND	
	BEARING WALL
	NON BEARING WALL
	INDICATES BEARING FROM POINT-LOAD ABOVE
	JACKS
	BEAM/HEADER
	PAD FOOTING
	STEEL COLUMN
	TRUSS TIE DOWN
	PORTAL FRAME
	JOIST/TRUSS
	LVL
	ENGINEERING PAGE NUMBER

SEE FC DETAILS FOR FRAMING CONNECTORS

ALL WINDOWS HAVE 1 1/2" 5/8" HEADER HEIGHT UNLESS OTHERWISE NOTED

FLOOR PLAN NOTES RYAN

- ALL HEADERS ARE (2) 2x6 w/ 2x4 WALLS OR (3) 2x6 w/ 2x6 WALLS, UNLESS OTHERWISE NOTED.
- ALL HEADERS TO HAVE (1) 2x4 OR 2x6 JACK AND KING STUD EACH END, UNLESS OTHERWISE NOTED. MULTI-OPENING HEADERS TO HAVE (2) JACKS AT INTERMEDIATE BEARING, UNLESS OTHERWISE NOTED. NO ADDITIONAL FLOOR SYSTEM BLOCKING OR CONTINUOUS LOAD PATH JACKS ARE REQUIRED UNLESS OTHERWISE NOTED.
- ALL EXTERIOR WALLS TO BE 4" w/ OSB OR 3 1/2" w/ LAMINATED FIBROUS STRUCTURAL SHEATHING. ALL INTERIOR WALLS TO BE 3 1/2" UNLESS OTHERWISE NOTED.
- HATCHED AREAS INDICATE DROPPED CEILING. ALL DROPPED CEILING ARE 12" UNLESS OTHERWISE NOTED.
- SEE BRACED WALL PANEL DETAIL SHEET FOR SPECIAL WALL FRAMING LOCATIONS AND HEADER SIZES, IF APPLICABLE.
- SEE STANDARD DETAIL CATEGORY "IT" SHEET(S) FOR INTERIOR TRIM DETAILS.
- SEE ARCHITECTURAL DETAIL SHEET "AD" FOR HOUSE SPECIFIC INTERIOR TRIM OPTION TABLE.
- ALL HEADERS IN NON-BEARING WALLS SHALL BE A SINGLE FLAT 2x4 OR 2x6 ATTACHED TO CRIPPLES ABOVE, UNLESS OTHERWISE NOTED.
- TANKED WATER HEATER SHOWN AS BASE CONDITION, OPTIONAL TANKLESS WATER HEATER IS AVAILABLE IN LIEU OF TANKED WATER HEATER.

GYPSUM NOTES

AT GARAGE:
GYPSUM BOARD AT COMMON WALLS, CEILING, BEAM WRAPS AND SUPPORTS PER STANDARD DETAIL FA-1(b) FIRE ASSEMBLIES OR AS REQUIRED BY LOCAL CODE.

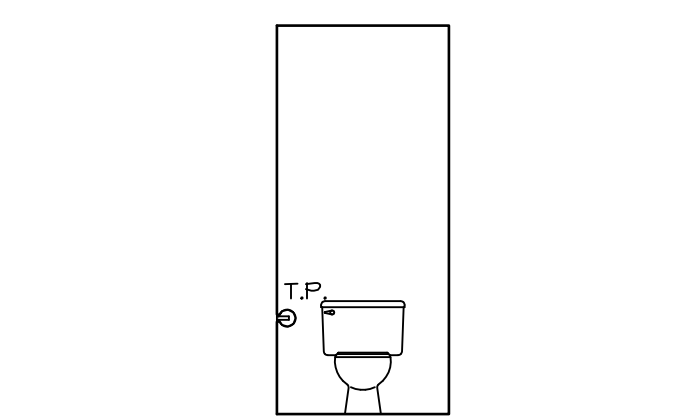
AT STAIRS:
1/2" GYPSUM BOARD AT UNDERSIDE OF STAIRS AND WALLS IN CLOSET

SHEET NO. A-7	MODEL BIRCH	SET NO. BRH00	VERSION 01
		DRAWN BY	DATE:
DRAWING TITLE SECOND FLOOR PLAN	OPTION DESCRIPTION	DATE:	
		OPTION	
18	18	DATE:	
		OPTION	
DIV-COMM-LOT-UNIT DCY-S2-0445		COM-LOT SAYERS MILL - SIMPLY RYAN - 0445	
STREET ADDRESS 5006 BROOKLET WAY		APT. NO. ----	
CITY MIDDLETOWN		STATE OH	
ZIP 45042		ZIP ----	

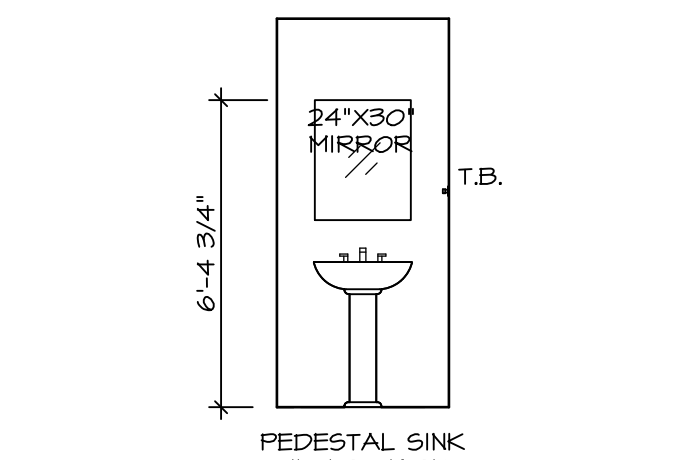
© NVR, Inc., expressly reserves its copyright and other property rights in these plans. These plans are not to be reproduced, stored in a retrieval system, copied in any form or manner whatsoever, nor are they to be used for any project without the written consent of NVR, Inc.

NVR, Inc., Suite 100
5285 Westwick, Frederick, MD 21703

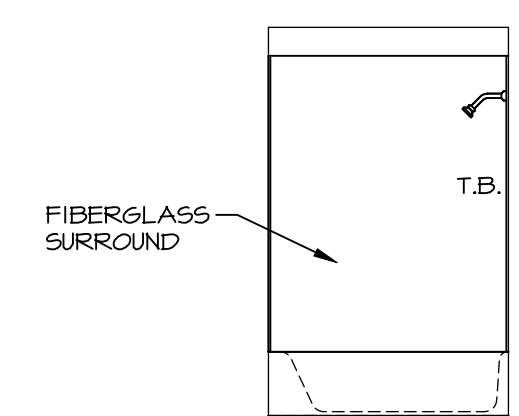
C:\NVR\Software\BIRCH_BRH00_01\DCY-S2-0445\2812330\Streets\Lot Specific\18 A-7 PIN2_LS.dwg 04/12/23 - 3:24 am



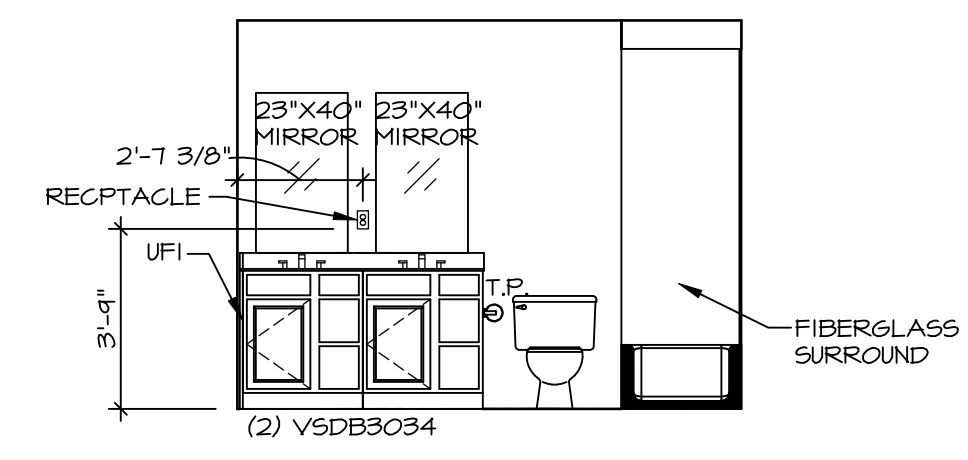
B POWDER ROOM
SCALE: 1/4" = 1'-0"



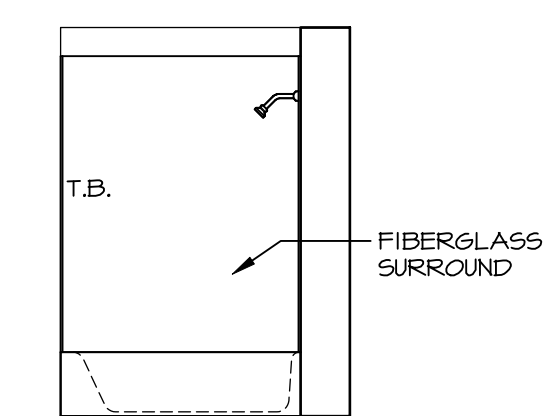
A POWDER ROOM
SCALE: 1/4" = 1'-0"



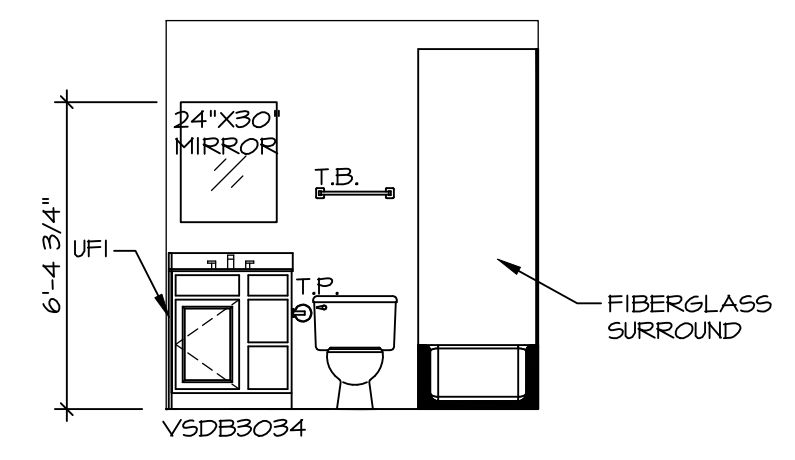
D OWNER'S BATH
SCALE: 1/4" = 1'-0"



C OWNER'S BATH
SCALE: 1/4" = 1'-0"



F BATH # 1
SCALE: 1/4" = 1'-0"



E BATH # 1
SCALE: 1/4" = 1'-0"

- NOTES:**
1. TEMPERED GLASS SHOWER ENCLOSURE WITH SWING DOOR OR OPTIONAL SLIDING DOOR BY DIVISION.
 2. TUB ACCESS PANELS PROVIDED AS NEEDED, ALL MATERIALS BY DIVISION.
 3. ALL BATH ELEVATIONS ARE SHOWN PER PLAN.
 4. ALL V5DB24-42 DRAWERS TO BE SET ON RIGHT HAND.

SHEET NO. A-11	MODEL BIRCH	SET NO. BRH00
	DRAWING TITLE BATH ELEVATIONS	VERSION 01
	OPTION DESCRIPTION	DRAWN BY
22		DATE:
		OPTION

NVR
NVR, Inc., Suite 100
5285 Westwood, Frederick, MD 21703

© NVR, Inc., expressly reserves its copyright and other property rights in these plans. These plans are not to be reproduced, stored in a retrieval system, or copied in any form or manner whatsoever, nor are they to be used for any project without the express written consent of NVR, Inc.

DIV-COMM-LOT-UNIT DCY-S2-0445	
COM-LOT	COM-LOT
STREET ADDRESS SAMYERS MILL - SIMPLY RYAN - 0445	
APT. NO.	APT. NO.
CITY 5006 BROOKLET WAY	
STATE	OH
ZIP	45042