

S2 447

5002 BROOKLET WAY

MIDDLETOWN, OH 45042

2 Story Basement

3 PIECE PLUMBING ROUGH-IN BASEMENT

UNFINISHED BASEMENT

2 hose bibs - no valves required

ice maker

1 tub

1 shower

WATER HEATER ELECTRIC 50 GALLON

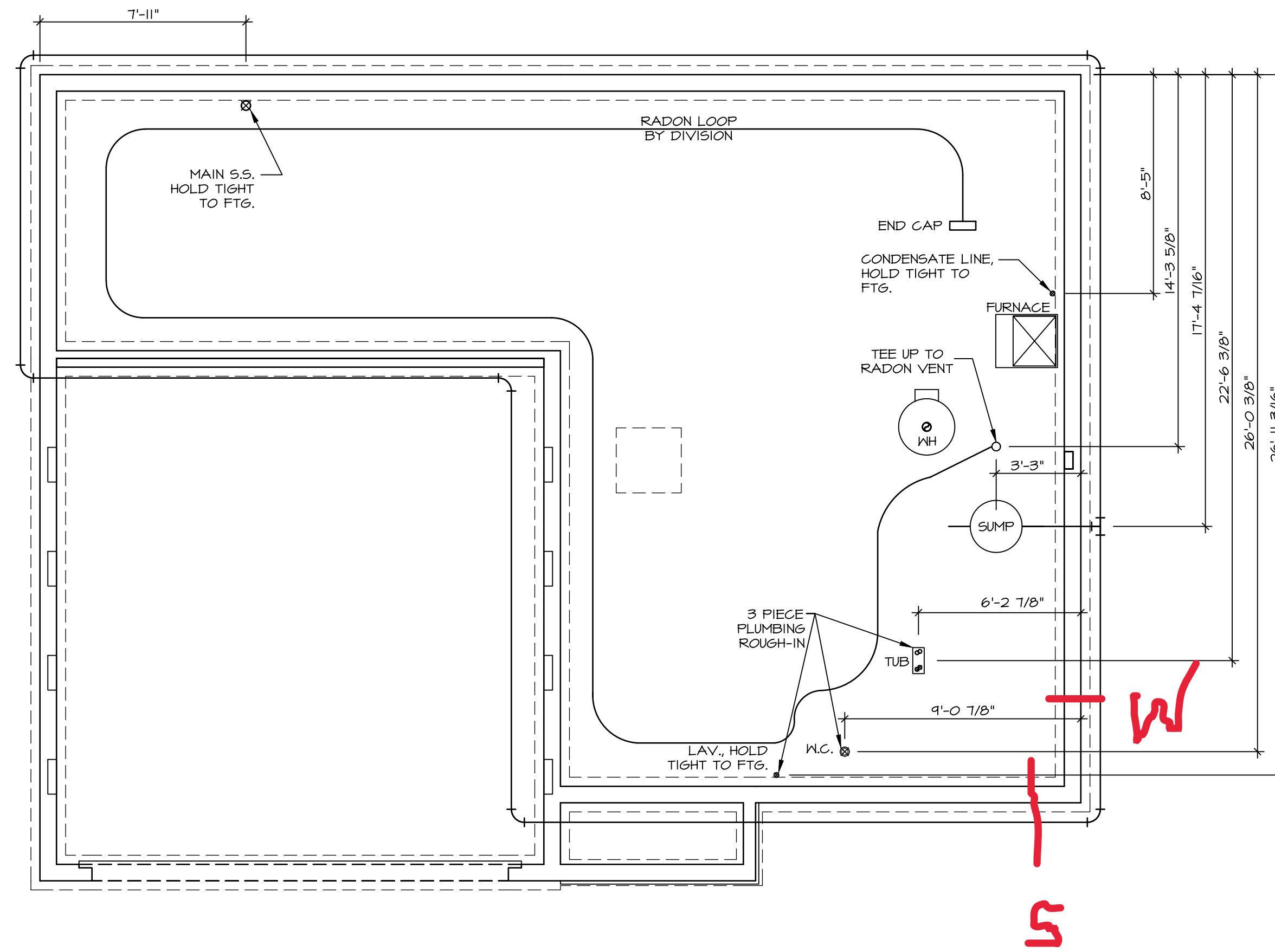
Gas Furnace

**NOTE**  
 RADON REMEDIATION  
**RADON LOOP:**

- (4") PERFORATED HDPE "LOOP"
- MUST BE PLACED IN STONE BED SLIGHTLY HIGHER THAN ANY INTERIOR DRAINTILE
- LOOP TO BE SEPARATE FROM ANY DRAINTILE ELEMENTS
- TO BE CORRUGATED HDPE PIPE
- SCREWS TO BE INSTALLED THROUGH LOOP AT TEE UP INTO STACK

**STACK REQUIREMENTS:**


- 3" PVC STACK (4" IF BASEMENT IS GREATER THAN 2200 SQFT.)
- NO PART OF STACK IS TO BE HORIZONTAL (45° ELBOWS PERMITTED AS REQUIRED)
- PIPE TO BE PHYSICALLY LABELED IN THE FIELD AS "RADON VENT" OR OTHER JURISDICTIONALLY REQUIRED LANGUAGE (ON EVERY LEVEL OF HOUSE)
- ROOF TERMINATION TO BE IN TOP 1/3 OF ROOF
- SCREEN OR VENT CAP INSTALLED TO KEEP PESTS OUT OF RADON VENT AT ROOF TERMINATION.



**PLUMBING PLAN**  
 SCALE: 1/4" = 1'-0"

SHEET NO. <b>A-5</b>	MODEL <b>CEDAR</b>	SET NO. <b>CDROO</b>	DIV-COMM-LOT-UNIT <b>DCY-S2-0447</b>
	DRAWING TITLE <b>PLUMBING</b>	VERSION O1	
OPTION DESCRIPTION <b>10</b>	RELEASE NO. ----	DRAWN BY	STREET ADDRESS <b>SAYERS MILL - SIMPLY RYAN - 0447</b>
	DATE:	OPTION	APT. NO. -----
			CITY <b>5002 BROOKLET WAY</b>
			STATE <b>OH</b>
			ZIP <b>45042</b>

© NVR, Inc., expressly reserves its copyright and other property rights in these plans. These plans are not to be reproduced, stored in a retrieval system, or copied in any form or manner whatsoever, nor are they to be used for any project without the express written consent of NVR, Inc.



BASEMENT JACK SCHEDULE			
IDENTIFIER	DESCRIPTION	ENG. NUM.	REMARKS

LEGEND	
	BEARING WALL
	NON BEARING WALL
	INDICATES BEARING FROM POINT-LOAD ABOVE
	JACKS
	BEAM/HEADER
	PAD FOOTINGS
	STEEL COLUMN
	TRUSS TIE DOWN
	PORTAL FRAME
	JOIST/TRUSS
	LVL
	ENGINEERING PAGE NUMBER

SEE FC DETAILS FOR FRAMING CONNECTORS

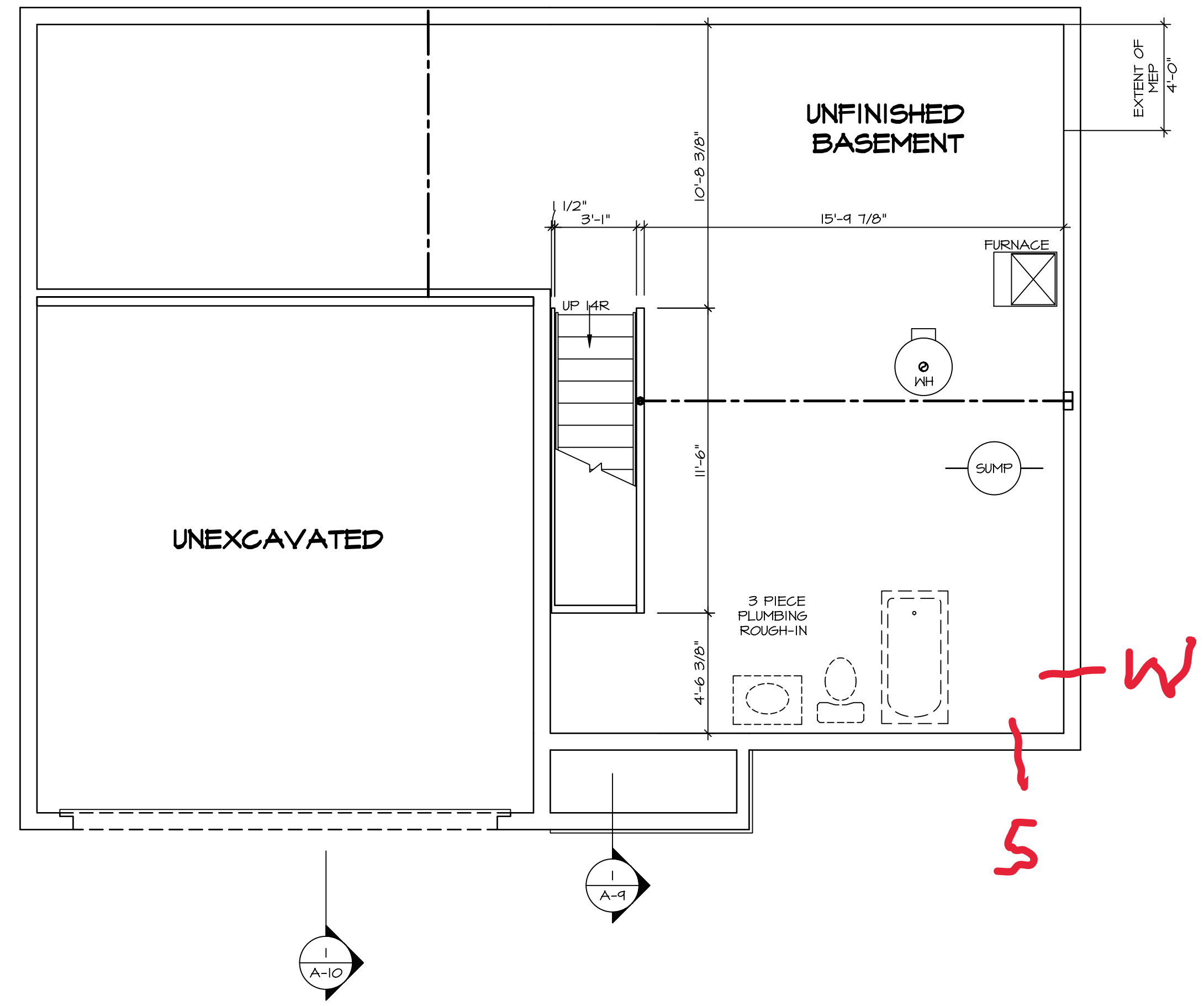
**FLOOR PLAN NOTES**

- ALL HEADERS ARE (2) 2x6 w/ 2x4 WALLS OR (3) 2x6 w/ 2x6 WALLS, UNLESS OTHERWISE NOTED.
- ALL HEADERS TO HAVE (1) 2x4 OR 2x6 JACK AND KING STUD EACH END, UNLESS OTHERWISE NOTED. MULTI-OPENING HEADERS TO HAVE (2) JACKS AT INTERMEDIATE BEARINGS, UNLESS OTHERWISE NOTED. NO ADDITIONAL FLOOR SYSTEM BLOCKING OR CONTINUOUS LOAD PATH JACKS ARE REQUIRED UNLESS OTHERWISE NOTED.
- ALL EXTERIOR WALLS TO BE 4" w/ OSB OR 3 1/2" w/ LAMINATED FIBROUS STRUCTURAL SHEATHING, ALL INTERIOR WALLS TO BE 3 1/2", UNLESS OTHERWISE NOTED.
- HATCHED AREAS INDICATE DROPPED CEILING. ALL DROPPED CEILING ARE 12" UNLESS OTHERWISE NOTED.
- SEE "BRACED WALL PANEL DETAIL SHEET" FOR SPECIAL WALL FRAMING LOCATIONS AND HEADER SIZES, IF APPLICABLE.
- SEE STANDARD DETAIL CATEGORY "IT" SHEET(S) FOR INTERIOR TRIM DETAILS.
- SEE ARCHITECTURAL DETAIL SHEET "AD" FOR HOUSE SPECIFIC INTERIOR TRIM OPTION TABLE.
- ALL WINDOWS HAVE 1'-0 1/2" HEADER HEIGHT UNLESS OTHERWISE NOTED.
- ALL HEADERS IN NON-BEARING WALLS SHALL BE A SINGLE FLAT 2X4 OR 2X6 ATTACHED TO CRIPPLES ABOVE, UNLESS OTHERWISE NOTED.
- TANKED WATER HEATER SHOWN AS BASE CONDITION. OPTIONAL TANKLESS WATER HEATER IS AVAILABLE IN LIEU OF TANKED WATER HEATER.

**GYPHUM NOTES**

AT GARAGE:  
 GYPSUM BOARD AT COMMON WALLS, CEILINGS, BEAM WRAPS AND SUPPORTS PER STANDARD DETAIL FA-1(b) FIRE ASSEMBLIES OR AS REQUIRED BY LOCAL CODE.

AT STAIRS:  
 1/2" GYPSUM BOARD AT UNDERSIDE OF STAIRS AND WALLS IN CLOSET



**BASEMENT FLOOR PLAN**  
 SCALE: 1/4" = 1'-0"

DIV-COMM-LOT-UNIT <b>DCY-S2-0447</b>	
COM-LOT SAYERS MILL - SIMPLY RYAN - 0447	APT. NO. ----
STREET ADDRESS 5022 BROOKLET WAY	
CITY MIDDLETOWN	STATE OH
ZIP 45042	

© NVR, Inc., expressly reserves its copyright and other property rights in these plans. These plans are not to be reproduced, stored in a retrieval system, or transmitted in any form or by any means, electronic, mechanical, photocopying, recording, or otherwise, without the prior written consent of NVR, Inc.

**NVR**  
 NVR, Inc., Suite 100  
 Frederick, MD 21703  
 5285 Westview

SET NO. CDR00	VERSION 01	RELEASE NO. ----
MOBEL <b>CEDAR</b>	DRAWING TITLE BASEMENT FLOOR PLAN	OPTION DESCRIPTION 
SHEET NO. <b>A-6</b>		

FIRST FLOOR JACK SCHEDULE			
IDENTIFIER	DESCRIPTION	ENG. NUM.	REMARKS
J101	JACK - (3) 2X4 SFF STUD GRADE	1014	
J102	JACK - (2) 2X4 SFF STUD GRADE	1014	
J103	JACK - (2) 2X4 SFF STUD GRADE	1014	
J104	JACK - (2) 2X4 SFF STUD GRADE	1014	
J105	JACK - (2) 2X4 SFF STUD GRADE	1012	
J106	JACK - (4) 2X4 SFF STUD GRADE	1025	
J107	JACK - (4) 2X4 SFF STUD GRADE	1025	
J108	JACK - (2) 2X4 SFF STUD GRADE	1008	
J109	JACK - (2) 2X4 SFF STUD GRADE	1008	
J110	JACK - (2) 2X4 SFF STUD GRADE	1010	
J111	JACK - (2) 2X4 SFF STUD GRADE	1010	
J112	JACK - (4) 2X4 SFF STUD GRADE	1006	
J113	JACK - (4) 2X4 SFF STUD GRADE	1006	
J114	JACK - (4) 2X4 SFF STUD GRADE	1006	
J115	JACK - (4) 2X4 SFF STUD GRADE	1006	

FIELD INSTALLED FIRST FLOOR BEAM/HEADER SCHEDULE				
IDENTIFIER	DESCRIPTION	LENGTH	ENG. NUM.	REMARKS
B101	INT HEADER - 2X8 - 2 PLY	4'-1"	1014	

LEGEND	
	BEARING WALL
	NON BEARING WALL
	INDICATES BEARING FROM POINT-LOAD ABOVE
	JACKS
	BEAM/HEADER
	PAD FOOTING
	STEEL COLUMN
	TRUSS TIE DOWN
	PORTAL FRAME
	JOIST/TRUSS
	LVL
	ENGINEERING PAGE NUMBER

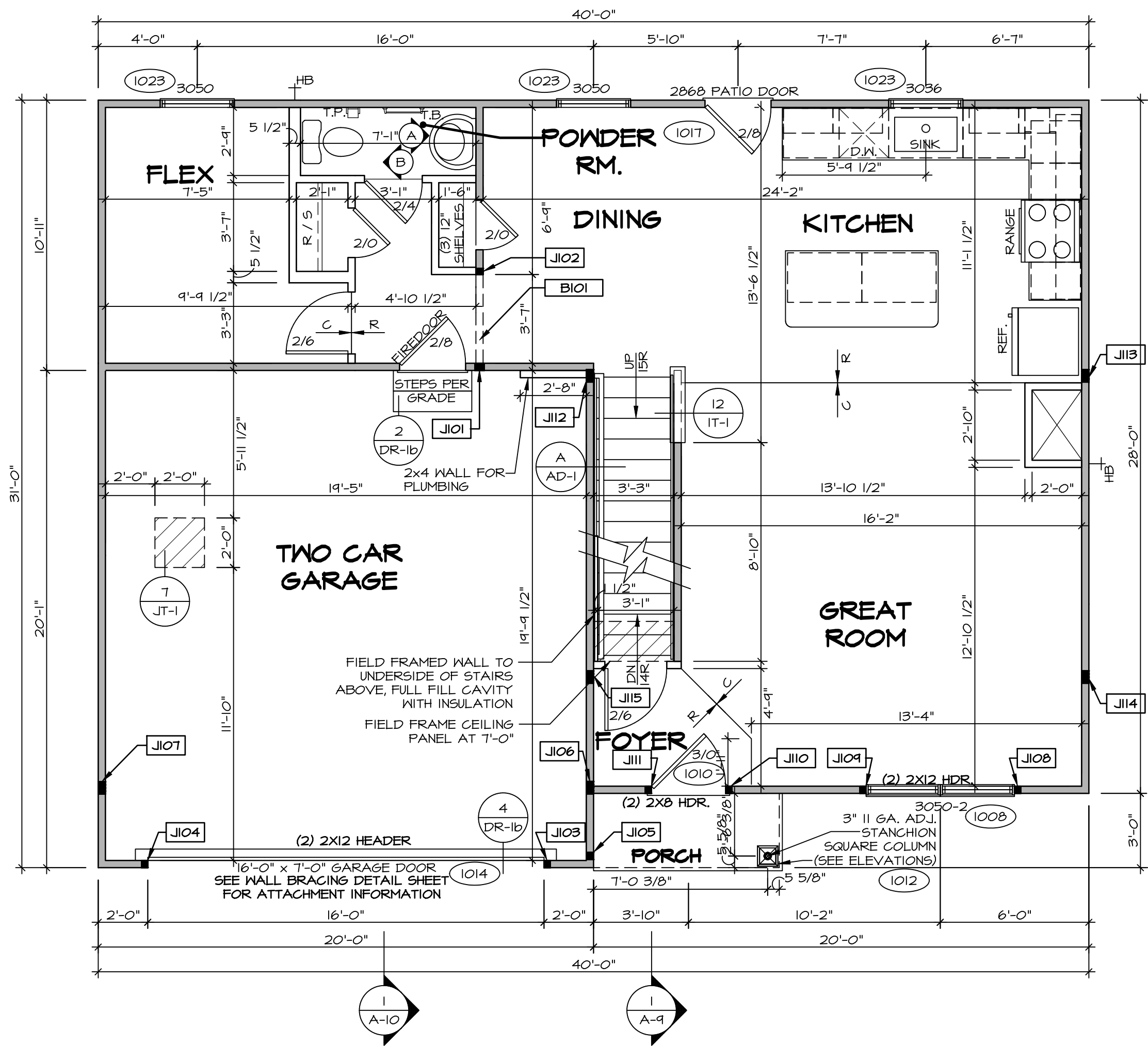
SEE FC DETAILS FOR FRAMING CONNECTORS

**FLOOR PLAN NOTES**

- ALL HEADERS ARE (2) 2X6 W/ 2X4 WALLS OR (3) 2X6 W/ 2X6 WALLS, UNLESS OTHERWISE NOTED.
- ALL HEADERS TO HAVE (1) 2X4 OR 2X6 JACK AND KING STUD EACH END, UNLESS OTHERWISE NOTED. MULTI-OPENING HEADERS TO HAVE (2) JACKS AT INTERMEDIATE BEARINGS, UNLESS OTHERWISE NOTED. NO ADDITIONAL FLOOR SYSTEM BLOCKING OR CONTINUOUS LOAD PATH JACKS ARE REQUIRED UNLESS OTHERWISE NOTED.
- ALL EXTERIOR WALLS TO BE 4" W/ OSB OR 3 1/2" W/ LAMINATED FIBROUS STRUCTURAL SHEATHING. ALL INTERIOR WALLS TO BE 5 1/2", UNLESS OTHERWISE NOTED. HATCHED AREAS INDICATE DROPPED CEILING. ALL DROPPED CEILING ARE 12" UNLESS OTHERWISE NOTED.
- SEE "BRACED WALL PANEL DETAIL SHEET" FOR SPECIAL WALL FRAMING LOCATIONS AND HEADER SIZES, IF APPLICABLE.
- SEE STANDARD DETAIL CATEGORY "IT" SHEET(S) FOR INTERIOR TRIM DETAILS.
- SEE ARCHITECTURAL DETAIL SHEET "AD" FOR HOUSE SPECIFIC INTERIOR TRIM OPTION TABLE.
- ALL WINDOWS HAVE 7'-0 1/2" HEADER HEIGHT UNLESS OTHERWISE NOTED.
- ALL HEADERS IN NON-BEARING WALLS SHALL BE A SINGLE FLAT 2X4 OR 2X6 ATTACHED TO CRIPPLES ABOVE, UNLESS OTHERWISE NOTED.
- TANKED WATER HEATER SHOWN AS BASE CONDITION. OPTIONAL TANKLESS WATER HEATER IS AVAILABLE IN LIEU OF TANKED WATER HEATER.

**GYPSON NOTES**

- AT GARAGE:  
 GYPSUM BOARD AT COMMON WALLS, CEILING, BEAM WRAPS AND SUPPORTS PER STANDARD DETAIL FA-1(b) FIRE ASSEMBLIES OR AS REQUIRED BY LOCAL CODE.
- AT STAIRS:  
 1/2" GYPSUM BOARD AT UNDERSIDE OF STAIRS AND WALLS IN CLOSET



**FIRST FLOOR PLAN**  
 SCALE: 1/4" = 1'-0"

DIV-COMM-LOT-UNIT  
**DCY-S2-0447**

COM-LOT  
 SAATERS MILL - SIMPLY RYAN - 0447

STREET ADDRESS  
 5022 BROOKLET WAY

CITY  
 MIDDLETOWN

STATE  
 OH

ZIP  
 45042

APT. NO.  
 ----

© NVR, Inc., expressly reserves its copyright and other property rights in these plans. These plans are not to be reproduced, stored in a retrieval system, copied in any form or manner whatsoever, nor are they to be used for any project without the written consent of NVR, Inc.

**NVR**  
 NVR, Inc., Suite 100  
 Frederick, MD 21703  
 5285 Westwick

SET NO. CDR00  
 VERSION 01  
 RELEASE NO. ----  
 DRAWN BY  
 DATE:  
 OPTION

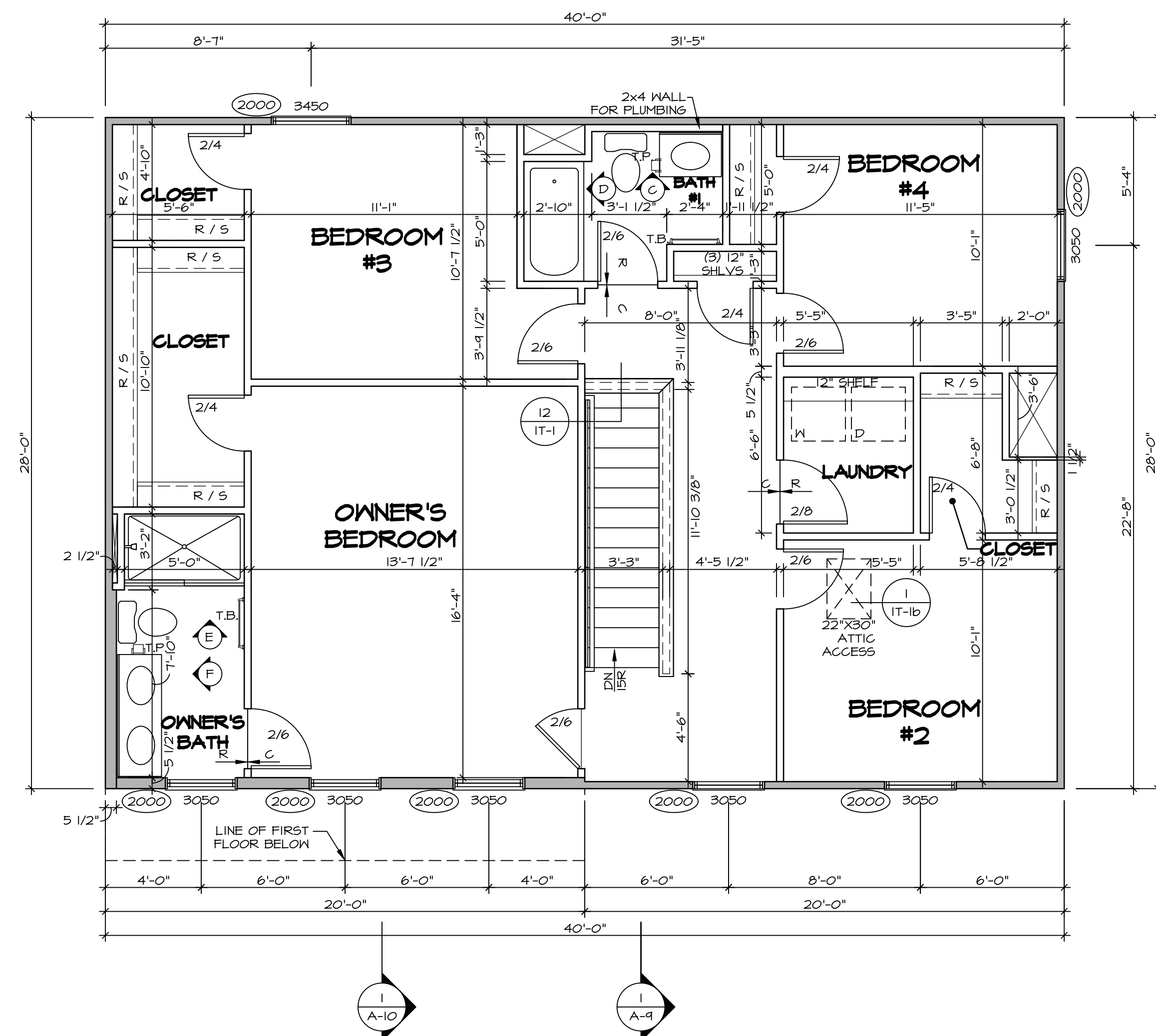
SHEET NO.  
**A-7**

MODEL  
**CEDAR**  
 DRAWING TITLE  
**FIRST FLOOR PLAN**

OPTION DESCRIPTION

12

C:\NVR\Solves\CEDAR\_CDR00\_01\DCY-S2-0447\281233\Streets\Lot-Specific\A-7\_Plan\_LS.dwg 04/12/23 - 3:25 am



**1 SECOND FLOOR PLAN**  
SCALE: 1/4" = 1'-0"

LEGEND	
	BEARING WALL
	NON BEARING WALL
	INDICATES BEARING FROM POINT-LOAD ABOVE
	JACKS
	BEAM/HEADER
	PAD FOOTING
	STEEL COLUMN
	TRUSS TIE DOWN
	PORTAL FRAME
	JOIST/TRUSS
	LVL
	ENGINEERING PAGE NUMBER

SEE FC DETAILS FOR FRAMING CONNECTORS

- FLOOR PLAN NOTES**
- ALL HEADERS ARE (2) 2x6 w/ 2x4 WALLS OR (3) 2x6 w/ 2x6 WALLS, UNLESS OTHERWISE NOTED.
  - ALL HEADERS TO HAVE (1) 2x4 OR 2x6 JACK AND KING STUD EACH END, UNLESS OTHERWISE NOTED. MULTI-OPENING HEADERS TO HAVE (2) JACKS AT INTERMEDIATE BEARINGS, UNLESS OTHERWISE NOTED. NO ADDITIONAL FLOOR SYSTEM BLOCKING OR CONTINUOUS LOAD PATH JACKS ARE REQUIRED UNLESS OTHERWISE NOTED.
  - ALL EXTERIOR WALLS TO BE 4" w/ OSB OR 3 1/2" w/ LAMINATED FIBROUS STRUCTURAL SHEATHING. ALL INTERIOR WALLS TO BE 5 1/2", UNLESS OTHERWISE NOTED.
  - HATCHED AREAS INDICATE DROPPED CEILING. ALL DROPPED CEILING ARE 12" UNLESS OTHERWISE NOTED.
  - SEE "BRACED WALL PANEL DETAIL SHEET" FOR SPECIAL WALL FRAMING LOCATIONS AND HEADER SIZES, IF APPLICABLE.
  - SEE STANDARD DETAIL CATEGORY "IT" SHEET(S) FOR INTERIOR TRIM DETAILS.
  - SEE ARCHITECTURAL DETAIL SHEET "AD" FOR HOUSE SPECIFIC INTERIOR TRIM OPTION TABLE.
  - ALL WINDOWS HAVE 1'-0 1/2" HEADER HEIGHT UNLESS OTHERWISE NOTED.
  - ALL HEADERS IN NON-BEARING WALLS SHALL BE A SINGLE FLAT 2x4 OR 2x6 ATTACHED TO CRIPPLES ABOVE, UNLESS OTHERWISE NOTED.
  - TANKED WATER HEATER SHOWN AS BASE CONDITION. OPTIONAL TANKLESS WATER HEATER IS AVAILABLE IN LIEU OF TANKED WATER HEATER.


**GYPSON NOTES**

AT GARAGE:  
GYPSUM BOARD AT COMMON WALLS, CEILINGS, BEAM WRAPS AND SUPPORTS PER STANDARD DETAIL FA-1(b) FIRE ASSEMBLIES OR AS REQUIRED BY LOCAL CODE.

AT STAIRS:  
1/2" GYPSUM BOARD AT UNDERSIDE OF STAIRS AND WALLS IN CLOSET

DIV-COMM-LOT-UNIT  
**DCY-S2-0447**  
COM-LOT  
SAYERS MILL - SIMPLY RYAN - 0447  
STREET ADDRESS  
5022 BROOKLET WAY  
CITY MIDDLETOWN STATE OH ZIP 45042

© NVR, Inc., expressly reserves its copyright and other property rights in these plans. These plans are not to be reproduced, stored in a retrieval system, or transmitted in any form or by any means, electronic, mechanical, photocopying, recording, or otherwise, without the prior written consent of NVR, Inc.

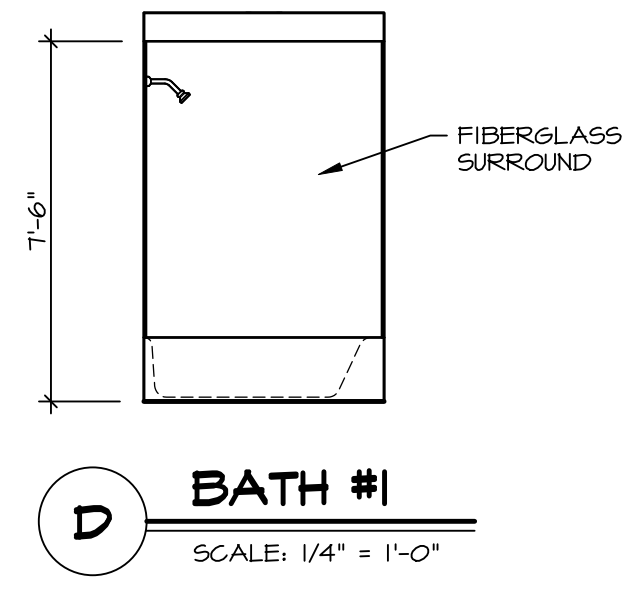

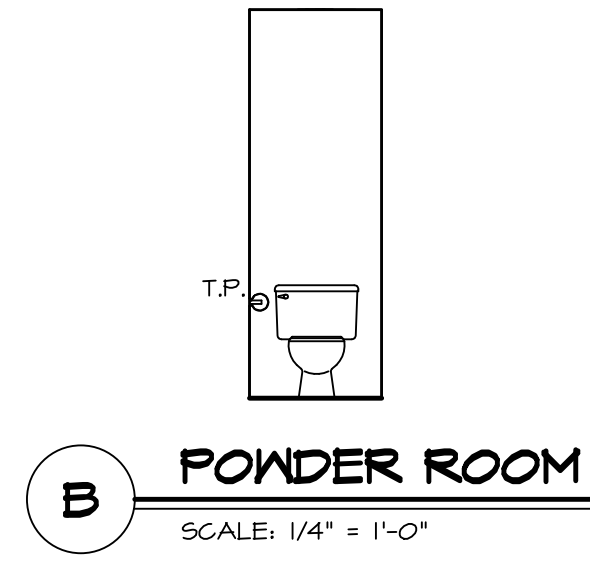
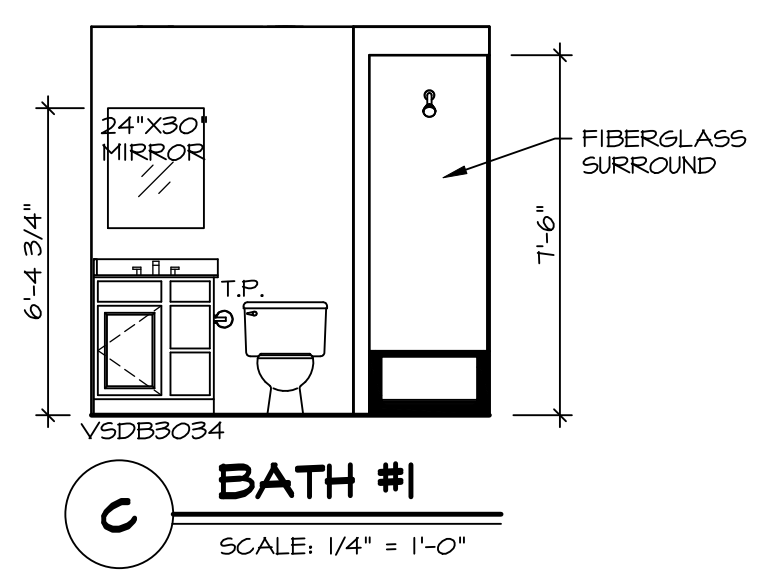

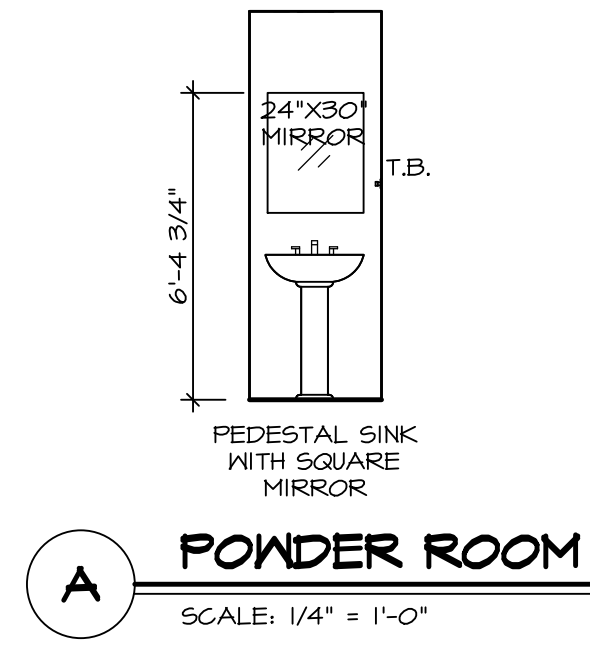


SHEET NO. <b>A-8</b>	MODEL <b>CEDAR</b>	SET NO. CDR00	VERSION 01
	DRAWING TITLE <b>SECOND FLOOR PLAN</b>	RELEASE NO. ----	
	OPTION DESCRIPTION	DRAWN BY	DATE:
		OPTION	



**NOTES:**

1. TEMPERED GLASS SHOWER ENCLOSURE WITH SWING DOOR OR OPTIONAL SLIDING DOOR BY DIVISION
2. TUB ACCESS PANELS PROVIDED AS NEEDED, ALL MATERIALS BY DIVISION
3. REFER TO SHEET IT-2 FOR TUB AND SHOWER DETAILS.
4. ALL VSD8324-42 DRAWERS TO BE SET ON RIGHT HAND.
5. ALL BATH ELEVATIONS ARE SHOWN PER PLAN.



SHEET NO.	MODEL	SET NO.	OPTION
A-13	CEDAR	CDROO	
	DRAWING TITLE	VERSION 01	
	BATH ELEVATIONS	RELEASE NO. ----	
		DRAWN BY	
		DATE:	
		OPTION	

**NVR**  
NVR, Inc., Suite 100  
5285 Westwick, Frederick, MD 21703

© NVR, Inc., expressly reserves its copyright and other property rights in these plans. These plans are not to be reproduced, stored in a retrieval system, or transmitted in any form or by any means, electronic, mechanical, photocopying, recording, or otherwise, without the prior written consent of NVR, Inc.

DIV-COMM-LOT-UNIT	DCY-S2-0447
COM-LOT	
STREET ADDRESS	SAMYERS MILL - SIMPLY RYAN - 0447
CITY	5022 BROOKLET WAY
STATE	OH
ZIP	45042
APT. NO.	----