

S2 471
5910 CRESTING DRIVE
MIDDLETOWN, OH 45042

2 Story Basement

2 hose bibs - no valves required

Vent Kitchen

ice maker

1 tub

1 shower

WATER HEATER ELECTRIC 50 GALLON

Inside Water Meter setup

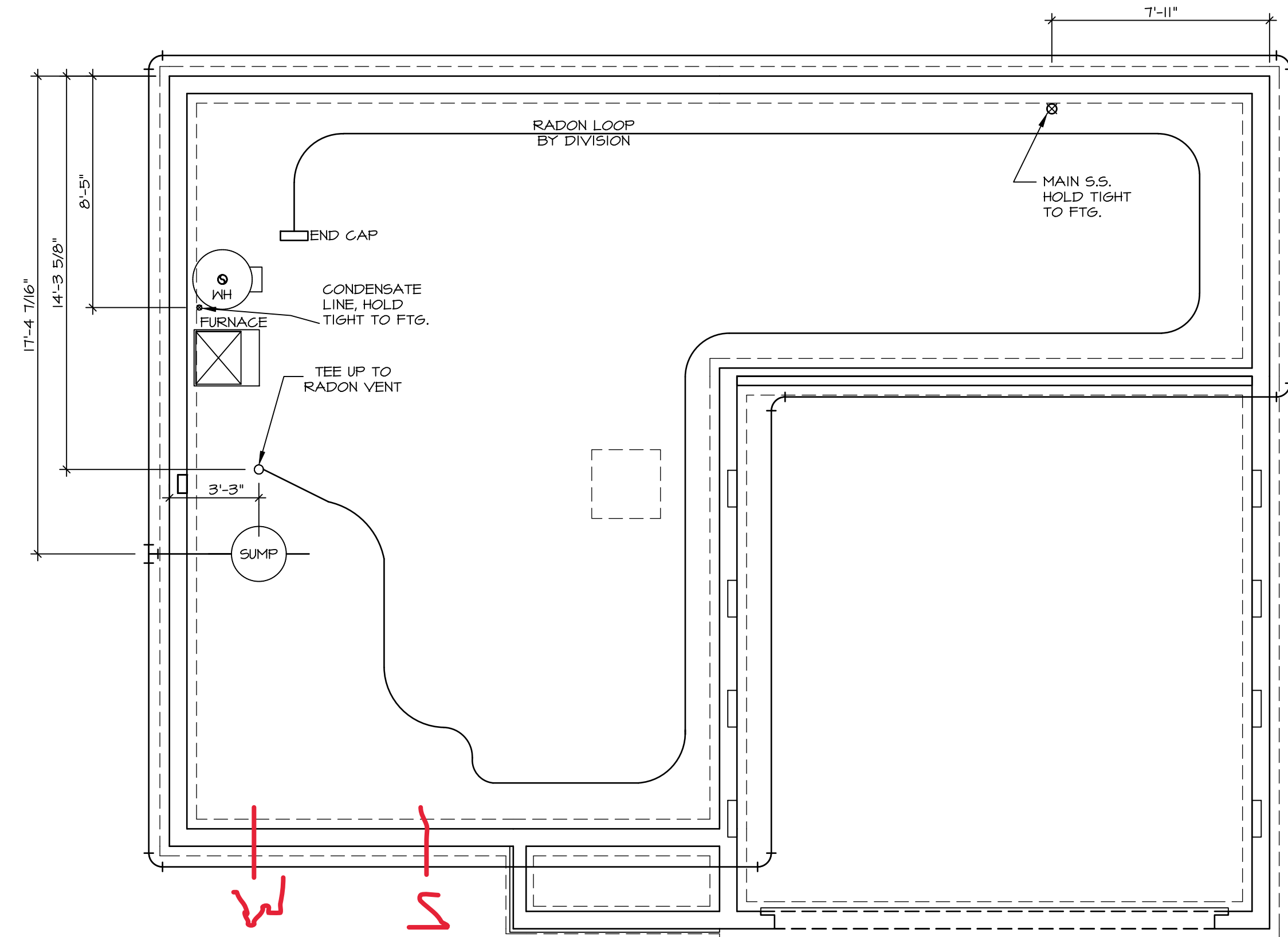
Gas Furnace

NOTE
 RADON REMEDIATION
RADON LOOP:

- (4") PERFORATED HDPE "LOOP"
- MUST BE PLACED IN STONE BED SLIGHTLY HIGHER THAN ANY INTERIOR DRAINTILE
- LOOP TO BE SEPARATE FROM ANY DRAINTILE ELEMENTS
- TO BE CORRUGATED HDPE PIPE
- SCREWS TO BE INSTALLED THROUGH LOOP AT TEE UP INTO STACK

STACK REQUIREMENTS:

- 3" PVC STACK (4" IF BASEMENT IS GREATER THAN 2200 SQFT.)
- NO PART OF STACK IS TO BE HORIZONTAL (45° ELBOWS PERMITTED AS REQUIRED)
- PIPE TO BE PHYSICALLY LABELED IN THE FIELD AS "RADON VENT" OR OTHER JURISDICTIONALLY REQUIRED LANGUAGE (ON EVERY LEVEL OF HOUSE)
- ROOF TERMINATION TO BE IN TOP 1/3 OF ROOF
- SCREEN OR VENT CAP INSTALLED TO KEEP PESTS OUT OF RADON VENT AT ROOF TERMINATION.



PLUMBING PLAN
 SCALE: 1/4" = 1'-0"

SHEET NO. A-5	MODEL CEDAR	SET NO. CDR00
	DRAWING TITLE PLUMBING	VERSION 01
	OPTION DESCRIPTION	RELEASE NO. ----
10		DRAWN BY
		DATE:
		OPTION

NVR
 NVR, Inc., Suite 100
 Frederick, MD 21703

© NVR, Inc., expressly reserves its copyright and other property rights in these plans. These plans are not to be reproduced, stored in a retrieval system, or copied in any form or manner whatsoever, nor are they to be used for any project without the express written consent of NVR, Inc.

DIV-COMM-LOT-UNIT DCY-S2-0471	
COM-LOT	SAVYERS MILL - SIMPLY RYAN - 0471
STREET ADDRESS	9410 CRESTING DRIVE
APT. NO.	----
CITY	MIDDLETOWN
STATE	OH
ZIP	45042

BASEMENT JACK SCHEDULE			
IDENTIFIER	DESCRIPTION	ENG. NUM.	REMARKS

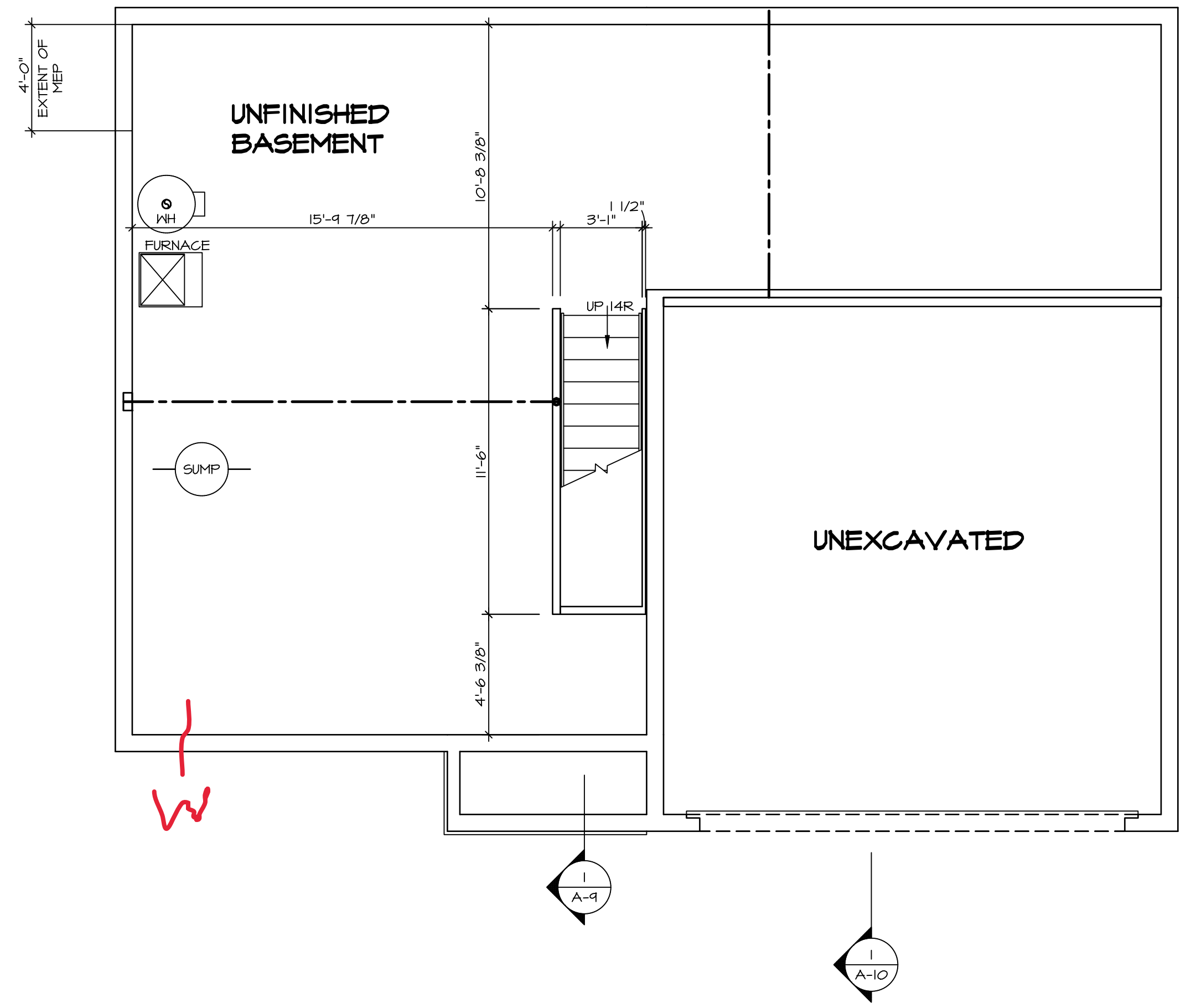
LEGEND	
	BEARING WALL
	NON BEARING WALL
	INDICATES BEARING FROM POINT-LOAD ABOVE JACKS
	JACKS
	BEAM/HEADER
	PAD FOOTING
	STEEL COLUMN
	TRUSS TIE DOWN
	PORTAL FRAME
	JOIST/TRUSS
	LVL
	ENGINEERING PAGE NUMBER

- FLOOR PLAN NOTES**
- ALL HEADERS ARE (2) 2x6 w/ 2x4 WALLS OR (3) 2x6 w/ 2x6 WALLS, UNLESS OTHERWISE NOTED.
 - ALL HEADERS TO HAVE (1) 2x4 OR 2x6 JACK AND KING STUD EACH END, UNLESS OTHERWISE NOTED. MULTI-OPENING HEADERS TO HAVE (2) JACKS AT INTERMEDIATE BEARINGS, UNLESS OTHERWISE NOTED. NO ADDITIONAL FLOOR SYSTEM BLOCKING OR CONTINUOUS LOAD PATH JACKS ARE REQUIRED UNLESS OTHERWISE NOTED.
 - ALL EXTERIOR WALLS TO BE 4" w/ OSB OR 3 1/2" w/ LAMINATED FIBROUS STRUCTURAL SHEATHING, ALL INTERIOR WALLS TO BE 3 1/2", UNLESS OTHERWISE NOTED.
 - HATCHED AREAS INDICATE DROPPED CEILING. ALL DROPPED CEILING ARE 12" UNLESS OTHERWISE NOTED.
 - SEE "BRACED WALL PANEL DETAIL SHEET" FOR SPECIAL WALL FRAMING LOCATIONS AND HEADER SIZES, IF APPLICABLE.
 - SEE STANDARD DETAIL CATEGORY "IT" SHEET(S) FOR INTERIOR TRIM DETAILS.
 - SEE ARCHITECTURAL DETAIL SHEET "AD" FOR HOUSE SPECIFIC INTERIOR TRIM OPTION TABLE.
 - ALL WINDOWS HAVE 7'-0 1/2" HEADER HEIGHT UNLESS OTHERWISE NOTED.
 - ALL HEADERS IN NON-BEARING WALLS SHALL BE A SINGLE FLAT 2x4 OR 2x6 ATTACHED TO CRIPPLES ABOVE, UNLESS OTHERWISE NOTED.
 - TANKED WATER HEATER SHOWN AS BASE CONDITION. OPTIONAL TANKLESS WATER HEATER IS AVAILABLE IN LIEU OF TANKED WATER HEATER.

GYPSUM NOTES

AT GARAGE:
GYPSUM BOARD AT COMMON WALLS, CEILINGS, BEAM WRAPS AND SUPPORTS PER STANDARD DETAIL FA-1(b) FIRE ASSEMBLIES OR AS REQUIRED BY LOCAL CODE.

AT STAIRS:
1/2" GYPSUM BOARD AT UNDERSIDE OF STAIRS AND WALLS IN CLOSET



BASEMENT FLOOR PLAN
SCALE: 1/4" = 1'-0"

SHEET NO. A-6	MODEL CEDAR	SET NO. CDR00	VERSION 01
	DRAWING TITLE BASEMENT FLOOR PLAN	RELEASE NO. ----	DATE: _____
	OPTION DESCRIPTION 	DRAWN BY	OPTION

DIV-COMM-LOT-UNIT DCY-S2-0471	
COM-LOT SAYERS MILL - SIMPLY RYAN - 0471	APT. NO. ----
STREET ADDRESS 8910 CRESTING DRIVE	CITY MIDDLETOWN
STATE OH	ZIP 45042

NVR
NVR, Inc., Suite 100
5285 Westchase
Frederick, MD 21703

© NVR, Inc., expressly reserves its copyright and other property rights in these plans. These plans are not to be reproduced, stored in a retrieval system, or copied in any form or manner whatsoever, nor are they to be used for any project without the express written consent of NVR, Inc.

C:\NVR\Solmes\CEDAR_CDR00_01\DCY-S2-0471\3076238\Sheet\Lot_Specific\A-6_BSMI_LS.dwg 04/18/24 - 3:43 PM

FIRST FLOOR JACK SCHEDULE			
IDENTIFIER	DESCRIPTION	ENG. NUM.	REMARKS
J101	JACK - (3) 2X4 SFF STUD GRADE	1014	
J102	JACK - (2) 2X4 SFF STUD GRADE	1014	
J103	JACK - (2) 2X4 SFF STUD GRADE	1014	
J104	JACK - (2) 2X4 SFF STUD GRADE	1014	
J105	JACK - (2) 2X4 SFF STUD GRADE	1012	
J106	JACK - (4) 2X4 SFF STUD GRADE	1025	
J107	JACK - (4) 2X4 SFF STUD GRADE	1025	
J108	JACK - (2) 2X4 SFF STUD GRADE	1008	
J109	JACK - (2) 2X4 SFF STUD GRADE	1008	
J110	JACK - (2) 2X4 SFF STUD GRADE	1010	
J111	JACK - (2) 2X4 SFF STUD GRADE	1010	
J112	JACK - (4) 2X4 SFF STUD GRADE	1006	
J113	JACK - (4) 2X4 SFF STUD GRADE	1006	
J114	JACK - (4) 2X4 SFF STUD GRADE	1006	
J115	JACK - (4) 2X4 SFF STUD GRADE	1006	

FIELD INSTALLED FIRST FLOOR BEAM/HEADER SCHEDULE				
IDENTIFIER	DESCRIPTION	LENGTH	ENG. NUM.	REMARKS
B101	INT HEADER - 2XB - 2 PLY	4'-1"	1014	

LEGEND	
	BEARING WALL
	NON BEARING WALL
	INDICATES BEARING FROM POINT-LOAD ABOVE
	JACKS
	BEAM/HEADER
	PAD FOOTING
	STEEL COLUMN
	TRUSS TIE DOWN
	PORTAL FRAME
	JOIST/TRUSS
	LVL
	ENGINEERING PAGE NUMBER

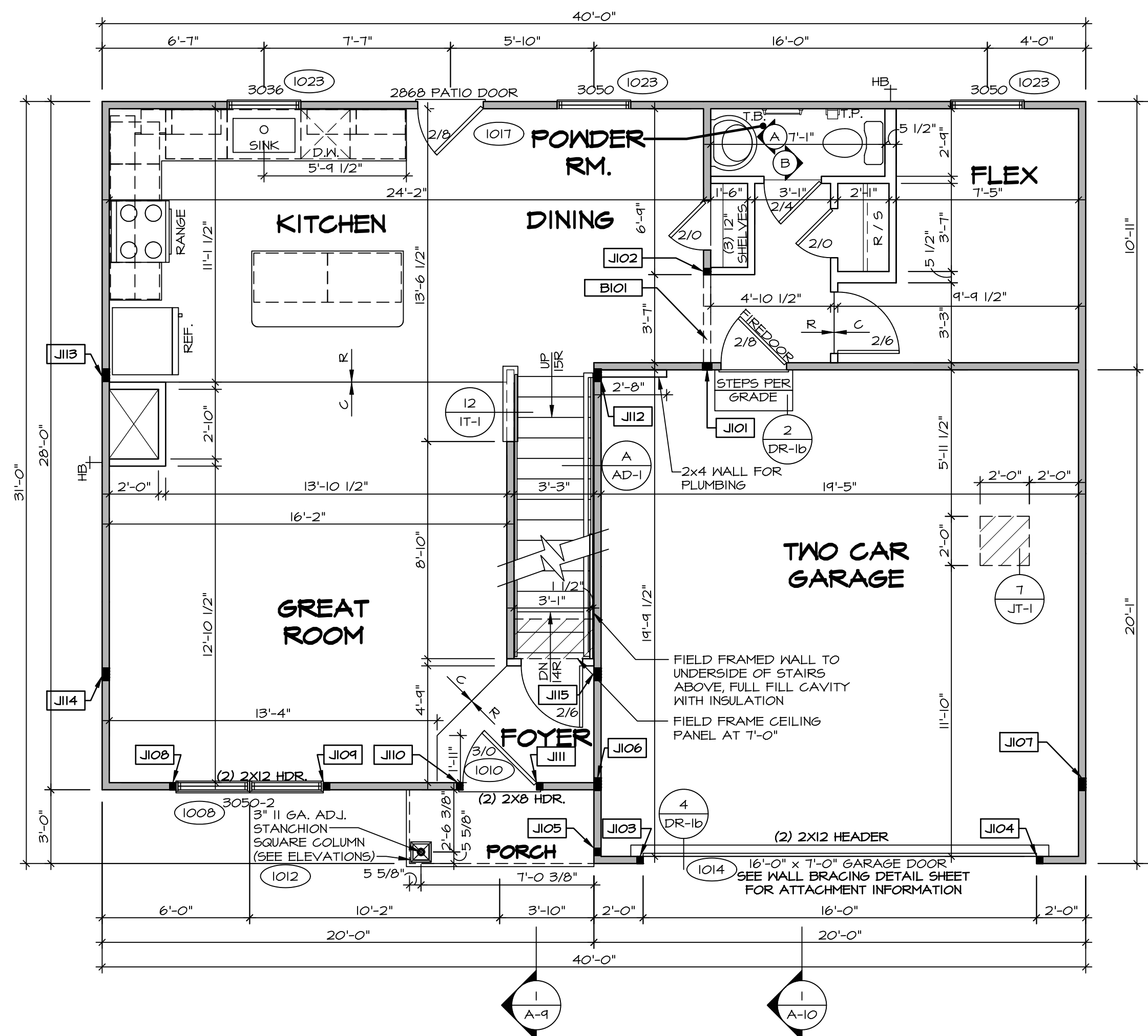
SEE FC DETAILS FOR FRAMING CONNECTORS

FLOOR PLAN NOTES

- ALL HEADERS ARE (2) 2x6 w/ 2x4 WALLS OR (3) 2x6 w/ 2x6 WALLS, UNLESS OTHERWISE NOTED.
- ALL HEADERS TO HAVE (1) 2x4 OR 2x6 JACK AND KING STUD EACH END, UNLESS OTHERWISE NOTED. MULTI-OPENING HEADERS TO HAVE (2) JACKS AT INTERMEDIATE BEARINGS, UNLESS OTHERWISE NOTED. NO ADDITIONAL FLOOR SYSTEM BLOCKING OR CONTINUOUS LOAD PATH JACKS ARE REQUIRED UNLESS OTHERWISE NOTED.
- ALL EXTERIOR WALLS TO BE 4" w/ OSB OR 3 1/2" w/ LAMINATED FIBROUS STRUCTURAL SHEATHING. ALL INTERIOR WALLS TO BE 5 1/2", UNLESS OTHERWISE NOTED.
- HATCHED AREAS INDICATE DROPPED CEILING. ALL DROPPED CEILING ARE 12" UNLESS OTHERWISE NOTED.
- SEE "BRACED WALL PANEL DETAIL SHEET" FOR SPECIAL WALL FRAMING LOCATIONS AND HEADER SIZES, IF APPLICABLE.
- SEE STANDARD DETAIL CATEGORY "IT" SHEET(S) FOR INTERIOR TRIM DETAILS.
- SEE ARCHITECTURAL DETAIL SHEET "AD" FOR HOUSE SPECIFIC INTERIOR TRIM OPTION TABLE.
- ALL WINDOWS HAVE 7'-0 1/2" HEADER HEIGHT UNLESS OTHERWISE NOTED.
- ALL HEADERS IN NON-BEARING WALLS SHALL BE A SINGLE FLAT 2X4 OR 2X6 ATTACHED TO CRIPPLES ABOVE, UNLESS OTHERWISE NOTED.
- TANKED WATER HEATER SHOWN AS BASE CONDITION. OPTIONAL TANKLESS WATER HEATER IS AVAILABLE IN LIEU OF TANKED WATER HEATER.

GYPSON NOTES


- AT GARAGE:
 GYPSUM BOARD AT COMMON WALLS, CEILINGS, BEAM WRAPS AND SUPPORTS PER STANDARD DETAIL FA-1(b) FIRE ASSEMBLIES OR AS REQUIRED BY LOCAL CODE.
- AT STAIRS:
 1/2" GYPSUM BOARD AT UNDERSIDE OF STAIRS AND WALLS IN CLOSET



FIRST FLOOR PLAN
 SCALE: 1/4" = 1'-0"

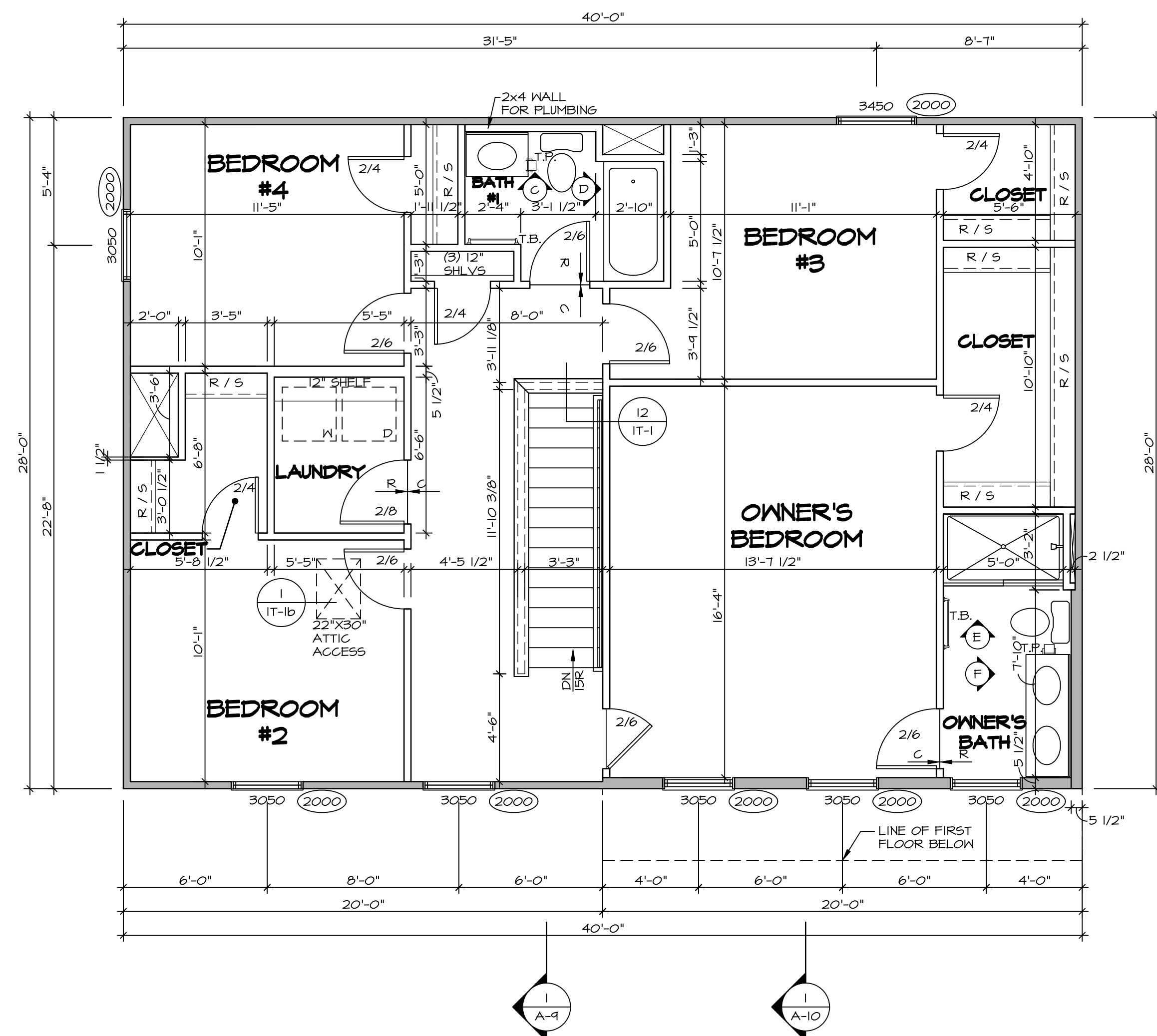
DIV-COMM-LOT-UNIT
DCY-S2-0471
 COM-LOT
 SAAYERS MILL - SIMPLY RYAN - 0471
 STREET ADDRESS
 8410 CRESTING DRIVE
 CITY MIDDLETOWN STATE OH ZIP 45042

NVR, Inc. expressly reserves its copyright and other property rights in these plans. These plans are not to be reproduced, stored in a retrieval system, or transmitted in any form or by any means, electronic, mechanical, photocopying, recording, or otherwise, without the prior written consent of NVR, Inc.



SET NO. CDROO
 VERSION 01
 RELEASE NO. ----
 DRAWN BY
 DATE:
 OPTION

SHEET NO. **A-7**
 MODEL **CEDAR**
 DRAWING TITLE **FIRST FLOOR PLAN**
 OPTION DESCRIPTION
 12



1 SECOND FLOOR PLAN
 SCALE: 1/4" = 1'-0"

LEGEND	
	BEARING WALL
	NON BEARING WALL
	INDICATES BEARING FROM POINT-LOAD ABOVE
	JACKS
	BEAM/HEADER
	PAD FOOTING
	STEEL COLUMN
	TRUSS TIE DOWN
	PORTAL FRAME
	JOIST/TRUSS
	LVL
	ENGINEERING PAGE NUMBER

SEE FC DETAILS FOR FRAMING CONNECTORS

- FLOOR PLAN NOTES**
- ALL HEADERS ARE (2) 2x6 w/ 2x4 WALLS OR (3) 2x6 w/ 2x6 WALLS, UNLESS OTHERWISE NOTED.
 - ALL HEADERS TO HAVE (1) 2x4 OR 2x6 JACK AND KING STUD EACH END, UNLESS OTHERWISE NOTED. MULTI-OPENING HEADERS TO HAVE (2) JACKS AT INTERMEDIATE BEARINGS, UNLESS OTHERWISE NOTED. NO ADDITIONAL FLOOR SYSTEM BLOCKING OR CONTINUOUS LOAD PATH JACKS ARE REQUIRED UNLESS OTHERWISE NOTED.
 - ALL EXTERIOR WALLS TO BE 4" w/ OSB OR 3 1/2" w/ LAMINATED FIBROUS STRUCTURAL SHEATHING. ALL INTERIOR WALLS TO BE 5/2", UNLESS OTHERWISE NOTED.
 - HATCHED AREAS INDICATE DROPPED CEILING. ALL DROPPED CEILINGS ARE 12" UNLESS OTHERWISE NOTED.
 - SEE "BRACED WALL PANEL DETAIL SHEET" FOR SPECIAL WALL FRAMING LOCATIONS AND HEADER SIZES, IF APPLICABLE.
 - SEE STANDARD DETAIL CATEGORY "IT" SHEET(S) FOR INTERIOR TRIM DETAILS.
 - SEE ARCHITECTURAL DETAIL SHEET "AD" FOR HOUSE SPECIFIC INTERIOR TRIM OPTION TABLE.
 - ALL WINDOWS HAVE 7'-0 1/2" HEADER HEIGHT UNLESS OTHERWISE NOTED.
 - ALL HEADERS IN NON-BEARING WALLS SHALL BE A SINGLE FLAT 2x4 OR 2x6 ATTACHED TO CRIPPLES ABOVE, UNLESS OTHERWISE NOTED.
 - TANKED WATER HEATER SHOWN AS BASE CONDITION. OPTIONAL TANKLESS WATER HEATER IS AVAILABLE IN LIEU OF TANKED WATER HEATER.


GYPSUM NOTES

AT GARAGE:
 GYPSUM BOARD AT COMMON WALLS, CEILINGS, BEAM WRAPS AND SUPPORTS PER STANDARD DETAIL FA-1(b) FIRE ASSEMBLIES OR AS REQUIRED BY LOCAL CODE.

AT STAIRS:
 1/2" GYPSUM BOARD AT UNDERSIDE OF STAIRS AND WALLS IN CLOSET

DIV-COMM-LOT-UNIT
DCY-S2-0471
 COM-LOT
 SAATERS MILL - SIMPLY RYAN - 0471
 STREET ADDRESS
 8410 CRESTING DRIVE
 CITY MIDDLETOWN OH
 STATE OH
 ZIP 45042

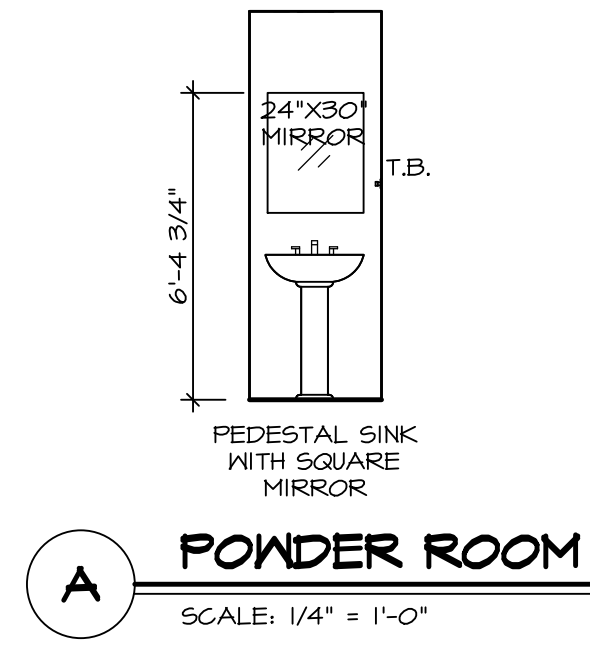
NVR, Inc., expressly reserves its copyright and other property rights in these plans. These plans are not to be reproduced, stored in a retrieval system, or transmitted in any form or by any means, electronic, mechanical, photocopying, recording, or otherwise, without the prior written consent of NVR, Inc.




SHEET NO. A-8	MODEL CEDAR	SET NO. CDR00	VERSION O1
	DRAWING TITLE SECOND FLOOR PLAN	RELEASE NO. ----	
	OPTION DESCRIPTION	DRAWN BY	DATE:
		OPTION	

NOTES:

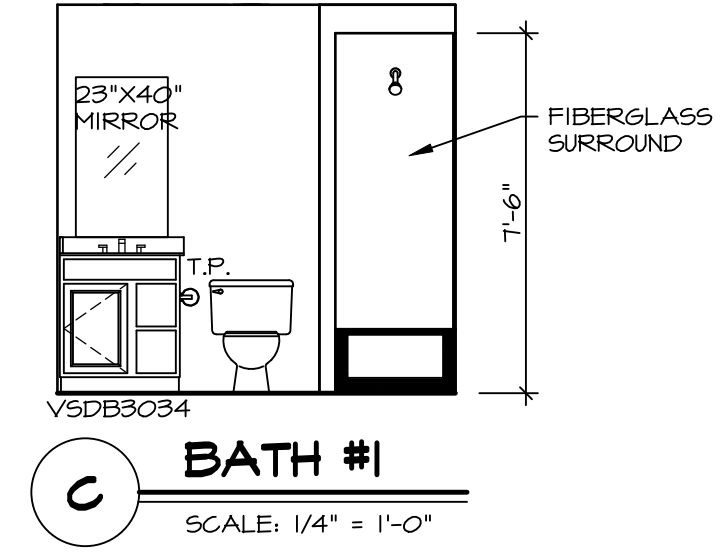
1. TEMPERED GLASS SHOWER ENCLOSURE WITH SWING DOOR OR OPTIONAL SLIDING DOOR BY DIVISION.
2. TUB ACCESS PANELS PROVIDED AS NEEDED, ALL MATERIALS BY DIVISION.
3. ALL BATH ELEVATIONS SHOWN PER PLAN.
4. ALL VANITIES WITH DRAWERS TO BE SET WITH DRAWERS ON RIGHT HAND SIDE.
5. BATH ELEVATIONS ARE SHOWN PER PLAN.
6. ALL DIMENSIONS SHOWN ON BATH ELEVATIONS ARE ROUGH FRAMING REFERENCES ONLY.



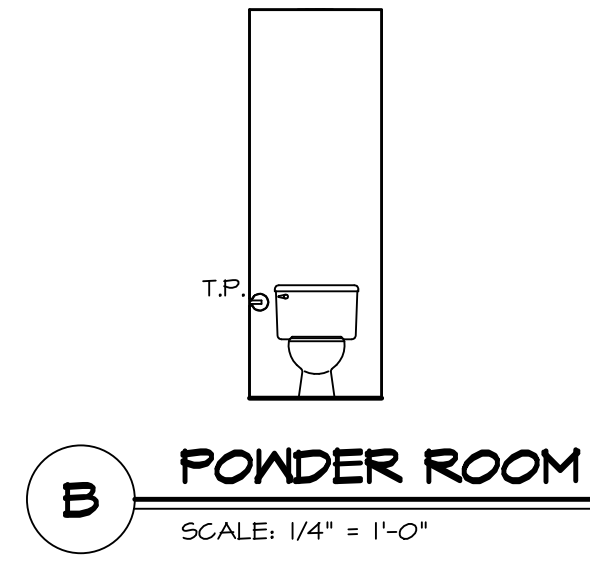
A POWDER ROOM
SCALE: 1/4" = 1'-0"




E OWNER'S BATH
SCALE: 1/4" = 1'-0"



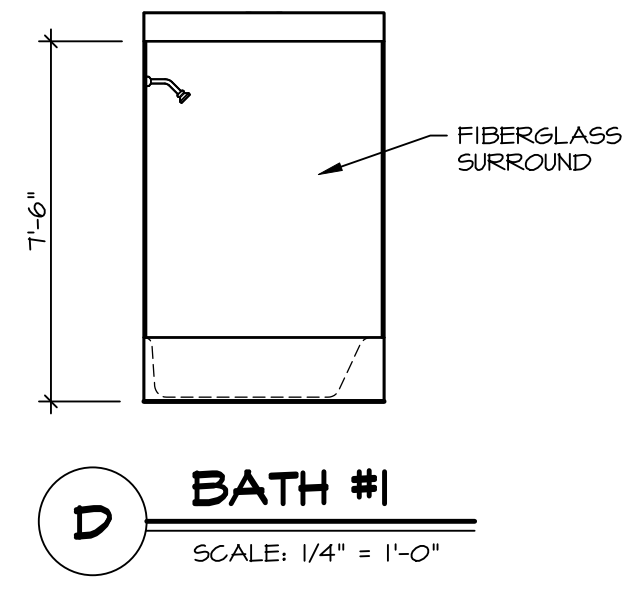
C BATH #1
SCALE: 1/4" = 1'-0"



B POWDER ROOM
SCALE: 1/4" = 1'-0"




F OWNER'S BATH
SCALE: 1/4" = 1'-0"



D BATH #1
SCALE: 1/4" = 1'-0"

© NVR, Inc., expressly reserves its copyright and other property rights in these plans. These plans are not to be reproduced, stored in a retrieval system, or transmitted in any form or by any means, electronic, mechanical, photocopying, recording, or otherwise, without the prior written consent of NVR, Inc.



SET NO. CDR00
VERSION 01
RELEASE NO. ----
DRAWN BY
DATE:
OPTION

SHEET NO. **A-13**
MODEL **CEDAR**
DRAWING TITLE **BATH ELEVATIONS**
OPTION DESCRIPTION

DIV-COMM-LOT-UNIT **DCY-S2-0471**
COM-LOT
COMM-LOT
STREET ADDRESS **SAMYERS MILL - SIMPLY RYAN - 0471**
STREET ADDRESS **9410 CRESTING DRIVE**
CITY **MIDDLETOWN** STATE **OH** ZIP **45042**