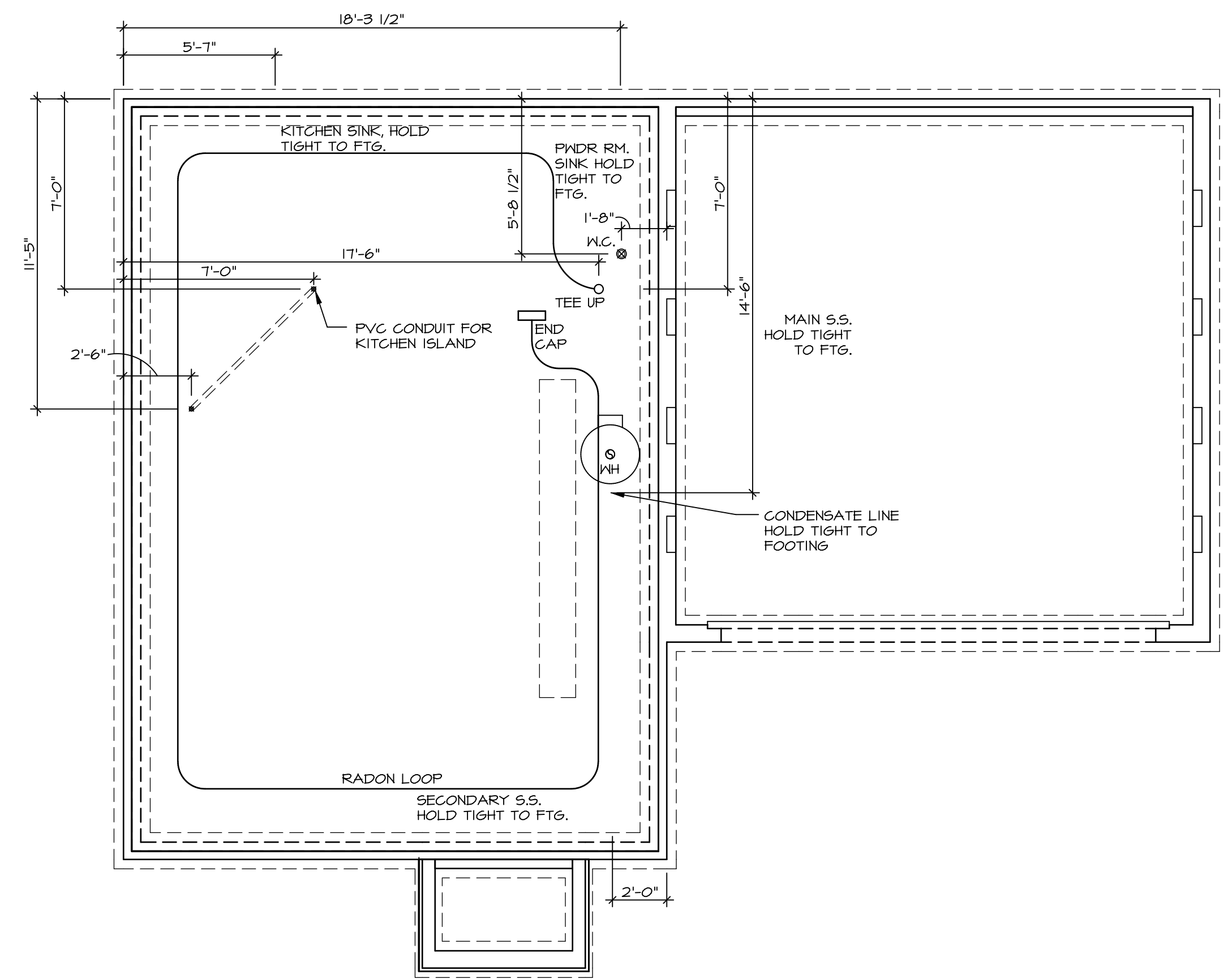


NOTE
 RADON REMEDIATION
 RADON LOOP
 - (4") PERFORATED HDPE "LOOP"
 - MUST BE PLACED IN STONE BED SLIGHTLY HIGHER THAN ANY INTERIOR DRAINTILE
 - LOOP TO BE SEPARATE FROM ANY DRAINTILE ELEMENTS
 - TO BE CORRUGATED HDPE PIPE
 - SCREENS TO BE INSTALLED THROUGH LOOP AT TEE UP INTO STACK
STACK REQUIREMENTS:
 - 3" PVC STACK (4" IF BASEMENT IS GREATER THAN 2200 SQFT.)
 - NO PART OF STACK IS TO BE HORIZONTAL (45° ELBOWS PERMITTED AS REQUIRED)
 - PIPE TO BE PHYSICALLY LABELED IN THE FIELD AS "RADON VENT" OR OTHER JURISDICTIONALLY REQUIRED LANGUAGE (ON EVERY LEVEL OF HOUSE)
 - ROOF TERMINATION TO BE IN TOP 1/3 OF ROOF
 - SCREEN OR VENT CAP INSTALLED TO KEEP PESTS OUT OF RADON VENT AT ROOF TERMINATION.



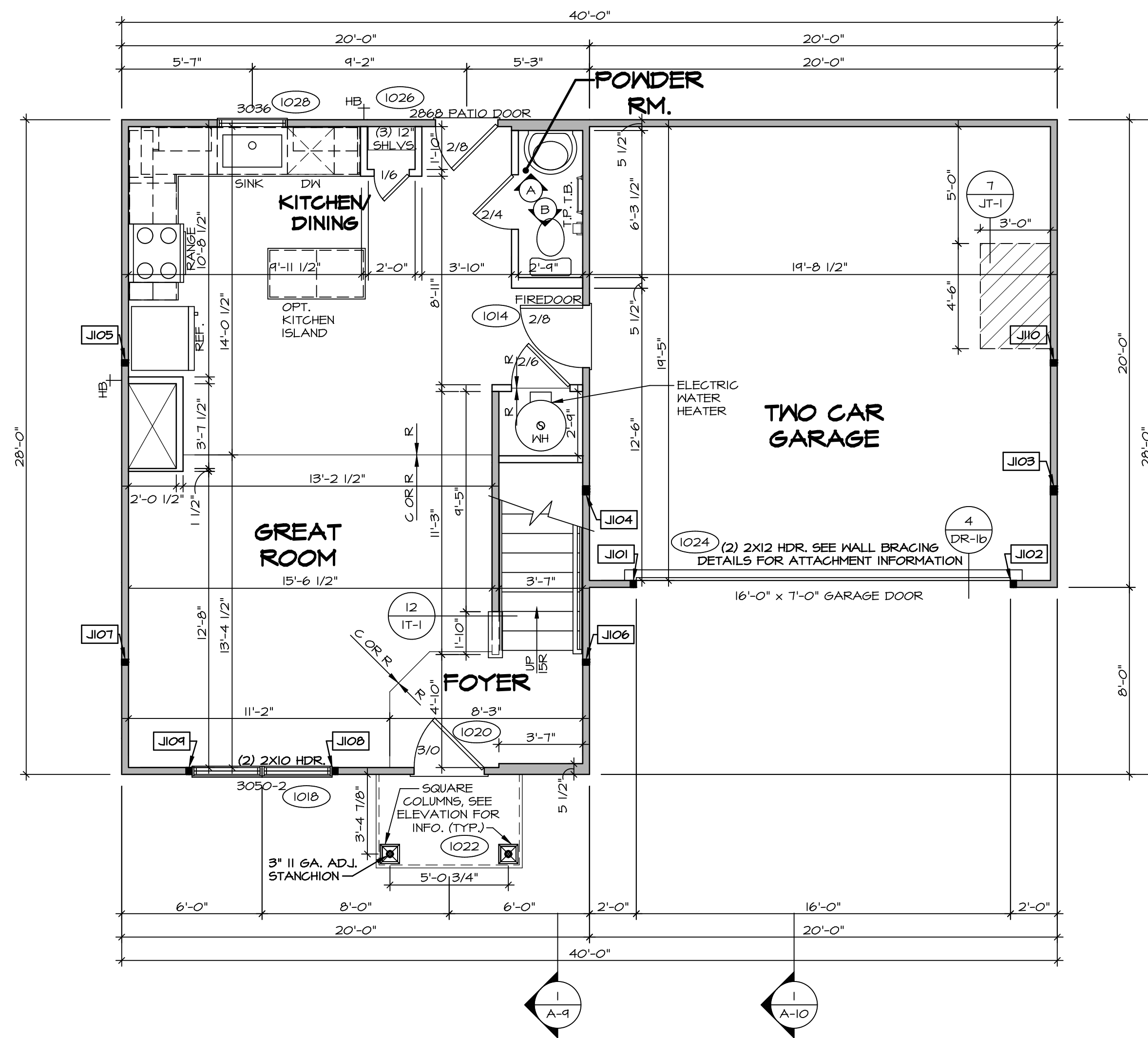
PLUMBING PLAN
 SCALE: 1/4" = 1'-0"

SHEET NO. A-5	MODEL ASPEN	SET NO. ASPOO	DIV-COMM-LOT-UNIT DCY-S2-0025
	DRAWING TITLE PLUMBING PLAN	VERSION 01	
OPTION DESCRIPTION 7	DATE:	OPTION	STREET ADDRESS 5860 BENTWOOD DRIVE
			CITY MIDDLETOWN
			STATE OH
			ZIP 45042

© NVR, Inc. expressly reserves the right to modify or amend these plans at any time without notice. These plans are not to be reproduced, changed or altered in any way without the written consent of NVR, Inc.

NVR
 NVR, Inc., Suite 100
 Frederick, MD 21703

C:\NVR\Solves\ASPEN_ASP00_01\DCY-S2-0025\1626360\SheetA\Lot_Specific\7 A-5 PLUMB_LS.dwg 01/26/20 - 7:53 PM



FIRST FLOOR PLAN
SCALE: 1/4" = 1'-0"

LEGEND	
	BEARING WALL
	NON BEARING WALL
	INDICATES BEARING FROM POINT-LOAD ABOVE
	JACKS
	BEAM/HEADER
	PAD FOOTING
	STEEL COLUMN
	TRUSS TIE DOWN
	PORTAL FRAME
	JOIST/TRUSS
	LVL
	ENGINEERING PAGE NUMBER

SEE FC DETAILS FOR FRAMING CONNECTORS

FLOOR PLAN NOTES

- ALL HEADERS ARE (2) 2x6 w/ 2x4 WALLS OR (3) 2x6 w/ 2x6 WALLS, UNLESS OTHERWISE NOTED.
- ALL HEADERS TO HAVE (1) 2x4 OR 2x6 JACK AND KING STUD EACH END, UNLESS OTHERWISE NOTED. MULTI-OPENING HEADERS TO HAVE (2) JACKS AT INTERMEDIATE BEARINGS, UNLESS OTHERWISE NOTED. NO ADDITIONAL FLOOR SYSTEM BLOCKING OR CONTINUOUS LOAD PATH JACKS ARE REQUIRED UNLESS OTHERWISE NOTED.
- ALL EXTERIOR WALLS TO BE 4" w/ OSB OR 3 1/2" w/ LAMINATED FIBROUS STRUCTURAL SHEATHING, ALL INTERIOR WALLS TO BE 3 1/2", UNLESS OTHERWISE NOTED.
- HATCHED AREAS INDICATE DROPPED CEILINGS. ALL DROPPED CEILINGS ARE 12" UNLESS OTHERWISE NOTED.
- SEE "BRACED WALL PANEL DETAIL SHEET" FOR SPECIAL WALL FRAMING LOCATIONS AND HEADER SIZES, IF APPLICABLE.
- SEE STANDARD DETAIL CATEGORY "11" SHEET(S) FOR INTERIOR TRIM DETAILS.
- SEE ARCHITECTURAL DETAIL SHEET "AD" FOR HOUSE SPECIFIC INTERIOR TRIM OPTION TABLE.
- ALL WINDOWS HAVE 1"-0 1/2" HEADER HEIGHT UNLESS OTHERWISE NOTED.
- ALL HEADERS IN NON-BEARING WALLS SHALL BE A SINGLE FLAT 2X4 OR 2X6 ATTACHED TO CRIPPLES ABOVE, UNLESS OTHERWISE NOTED.
- TANKED WATER HEATER SHOWN AS BASE CONDITION, OPTIONAL TANKLESS WATER HEATER IS AVAILABLE IN LIEU OF TANKED WATER HEATER.

GYPSUM NOTES

AT GARAGE:
GYPSUM BOARD AT COMMON WALLS, CEILING, BEAM WRAPS AND SUPPORTS PER STANDARD DETAIL FA-1(b) FIRE ASSEMBLIES OR AS REQUIRED BY LOCAL CODE.

AT STAIRS:
1/2" GYPSUM BOARD AT UNDERSIDE OF STAIRS AND WALLS IN CLOSET

FIRST FLOOR JACK SCHEDULE			
IDENTIFIER	DESCRIPTION	ENG. NUM.	REMARKS
J101	JACK - (2) 2X4 SFF STUD GRADE	1024	
J102	JACK - (2) 2X4 SFF STUD GRADE	1024	
J103	JACK - (3) 2X4 SFF#1	1016	
J104	JACK - (3) 2X4 SFF#1	1016	
J105	JACK - (2) 2X4 SFF STUD GRADE	1012	
J106	JACK - (2) 2X4 SFF STUD GRADE	1012	
J107	JACK - (2) 2X4 SFF STUD GRADE	1012	
J108	JACK - (2) 2X4 SFF STUD GRADE	1012	
J109	JACK - (2) 2X4 SFF STUD GRADE	1012	
J110	JACK - (2) 2X4 SFF STUD GRADE	1012	

© NVR, Inc. expressly reserves the right to modify or amend these plans at any time without notice. These plans are not to be reproduced, changed or altered in any way without the written consent of NVR, Inc.

NVR, Inc. Suite 100
Frederick, MD 21703

SET NO. ASPOO
VERSION 01
DRAWN BY
DATE:
OPTION

MODEL
ASPEN
DRAWING TITLE
FIRST FLOOR PLAN
OPTION DESCRIPTION

SHEET NO.
A-7
9

DIV-COMM-LOT-UNIT
DCY-S2-0025

COMM-LOT
SANTYERS MILL - SIMPLY RYAN - 0025

STREET ADDRESS
5860 BENTWOOD DRIVE

CITY
MIDDLETOWN

STATE
OH

ZIP
45042

C:\NVR\Solves\ASPEN_ASPOO_01\DCY-S2-0025\1626360\Sheet\Lot_Specific\9 A-7 PLAN_L5.dwg

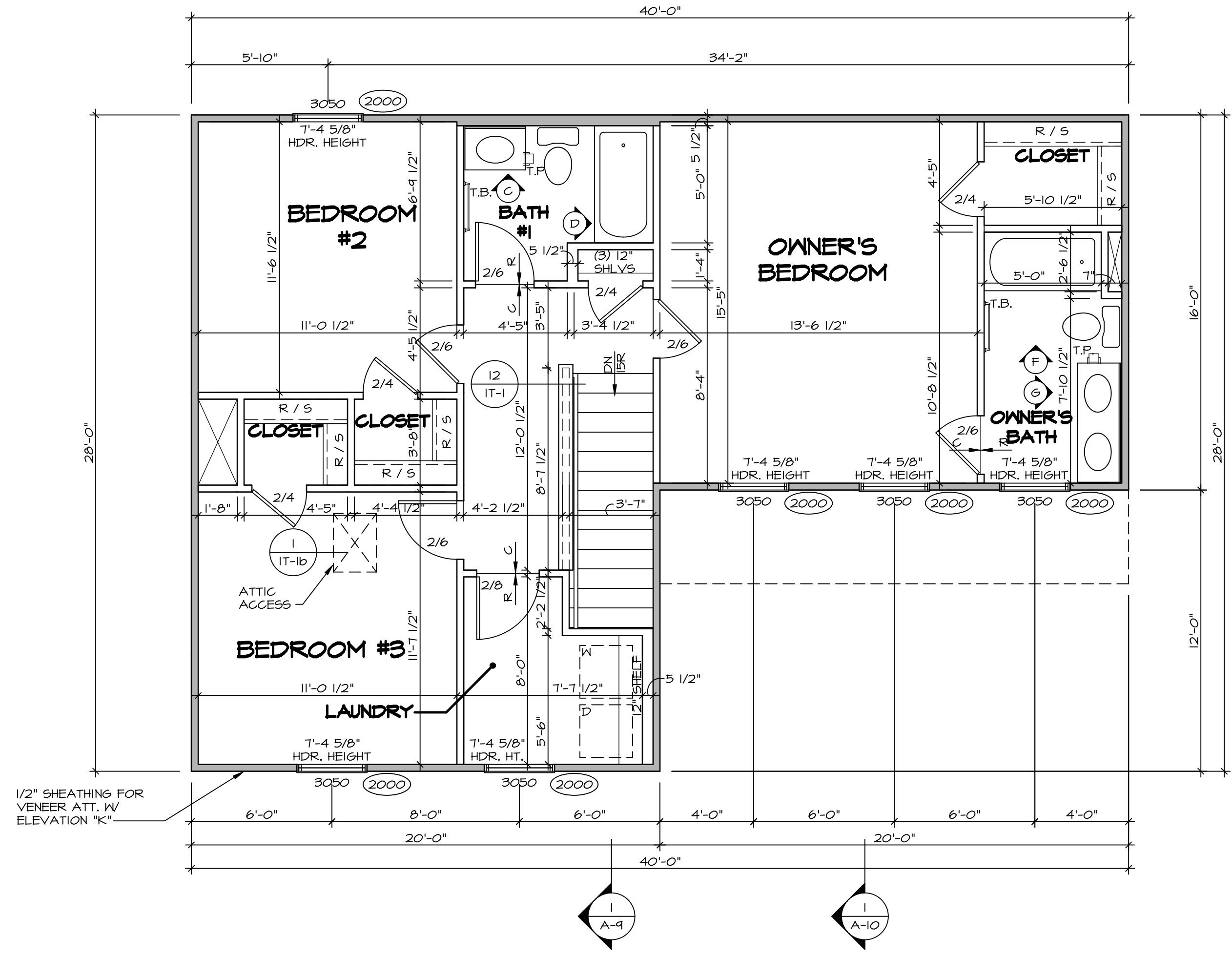
01/26/20 - 7:54 PM

LEGEND	
	BEARING WALL
	NON BEARING WALL
	INDICATES BEARING FROM POINT-LOAD ABOVE
	JACKS
	BEAM/HEADER
	PAD FOOTING
	STEEL COLUMN
	TRUSS TIE DOWN
	PORTAL FRAME
	JOIST/TRUSS
	LVL
	ENGINEERING PAGE NUMBER

SEE FC DETAILS FOR FRAMING CONNECTORS

- FLOOR PLAN NOTES**
- ALL HEADERS ARE (2) 2x6 w/ 2x4 WALLS OR (3) 2x6 w/ 2x6 WALLS, UNLESS OTHERWISE NOTED.
 - ALL HEADERS TO HAVE (1) 2x4 OR 2x6 JACK AND KING STUD EACH END, UNLESS OTHERWISE NOTED. MULTI-OPENING HEADERS TO HAVE (2) JACKS AT INTERMEDIATE BEARINGS, UNLESS OTHERWISE NOTED. NO ADDITIONAL FLOOR SYSTEM BLOCKING OR CONTINUOUS LOAD PATH JACKS ARE REQUIRED UNLESS OTHERWISE NOTED.
 - ALL EXTERIOR WALLS TO BE 4" w/ OSB OR 3 1/2" w/ LAMINATED FIBROUS STRUCTURAL SHEATHING, ALL INTERIOR WALLS TO BE 3 1/2", UNLESS OTHERWISE NOTED.
 - HATCHED AREAS INDICATE DROPPED CEILING. ALL DROPPED CEILING ARE 12" UNLESS OTHERWISE NOTED. SEE 'BRACED WALL PANEL DETAIL SHEET' FOR SPECIAL WALL FRAMING LOCATIONS AND HEADER SIZES, IF APPLICABLE.
 - SEE STANDARD DETAIL CATEGORY '11' SHEET(S) FOR INTERIOR TRIM DETAILS.
 - SEE ARCHITECTURAL DETAIL SHEET 'AD' FOR HOUSE SPECIFIC INTERIOR TRIM OPTION TABLE.
 - ALL WINDOWS HAVE T-O 1/2" HEADER HEIGHT UNLESS OTHERWISE NOTED.
 - ALL HEADERS IN NON-BEARING WALLS SHALL BE A SINGLE FLAT 2x4 OR 2x6 ATTACHED TO CRIPPLES ABOVE, UNLESS OTHERWISE NOTED.
 - TANKED WATER HEATER SHOWN AS BASE CONDITION, OPTIONAL TANKLESS WATER HEATER IS AVAILABLE IN LIEU OF TANKED WATER HEATER.

- GYPSUM NOTES**
- AT GARAGE:
GYPSUM BOARD AT COMMON WALLS, CEILING, BEAM WRAPS AND SUPPORTS PER STANDARD DETAIL FA-1(b) FIRE ASSEMBLIES OR AS REQUIRED BY LOCAL CODE.
- AT STAIRS:
1/2" GYPSUM BOARD AT UNDERSIDE OF STAIRS AND WALLS IN CLOSET

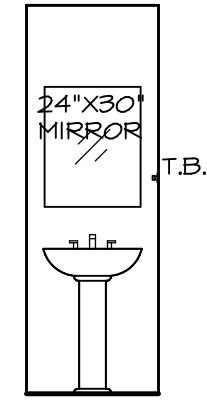


SECOND FLOOR PLAN
SCALE: 1/4" = 1'-0"

SHEET NO. A-8	MODEL ASPEN DRAWING TITLE SECOND FLOOR PLAN OPTION DESCRIPTION	SET NO. ASPOO VERSION 01 DRAWN BY DATE: OPTION	DIV-COMM-LOT-UNIT DCY-S2-0025 COMM-LOT SAWYERS MILL - SIMPLY RYAN - 0025 STREET ADDRESS 5860 BENTWOOD DRIVE CITY MIDDLETOWN STATE OH ZIP 45042
			© NVR, Inc. expressly reserves the right to modify these plans without notice. These plans are not to be reproduced, changed or altered in any way without the written consent of NVR, Inc.
C:\NVR\Solves\ASPEN_ASPOO_01\DCY-S2-0025\1626360\Sheet\Lot_Specific\10_A-8_PLN2_LS.dwg 01/26/20 7:54 pm			

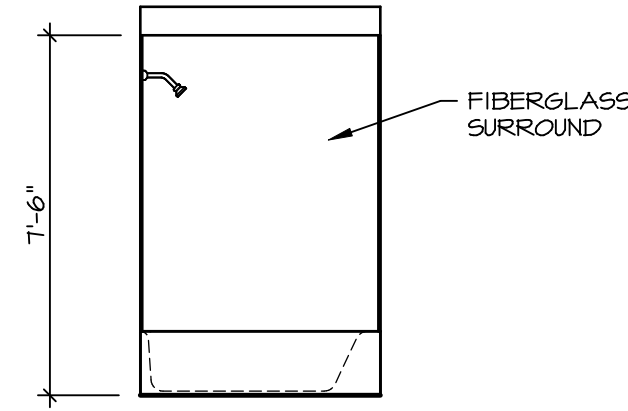
NOTES:

1. TEMPERED GLASS SHOWER ENCLOSURE WITH SWING DOORS OR OPTIONAL SLIDING DOOR BY DIVISION
2. TUB ACCESS PANELS PROVIDED AS NEEDED, ALL MATERIALS BY DIVISION
3. REFER TO SHEET IT-2 FOR TUB AND SHOWER DETAILS.
4. ALL V5DB24-42 DRAWERS TO BE SET ON RIGHT HAND.
5. ALL BATH ELEVATIONS ARE SHOWN PER PLAN.

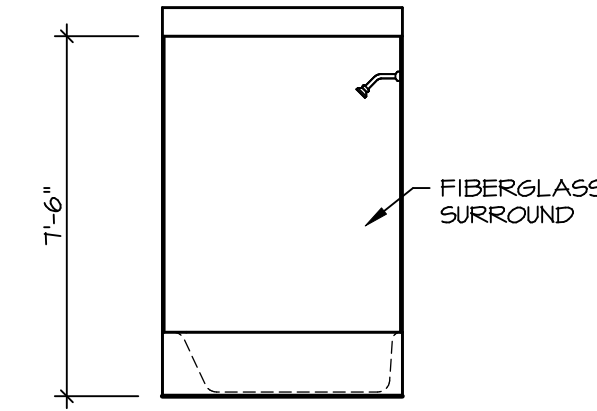


PEDESTAL SINK WITH SQUARE MIRROR

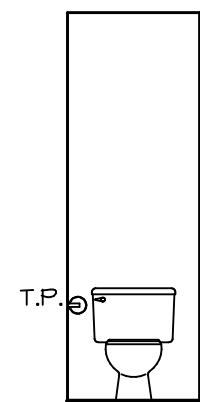
A POWDER ROOM
SCALE: 1/4" = 1'-0"



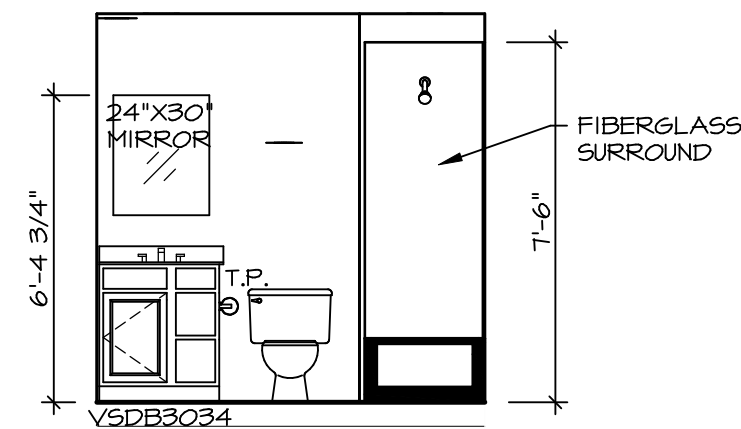
D BATH #1
SCALE: 1/4" = 1'-0"



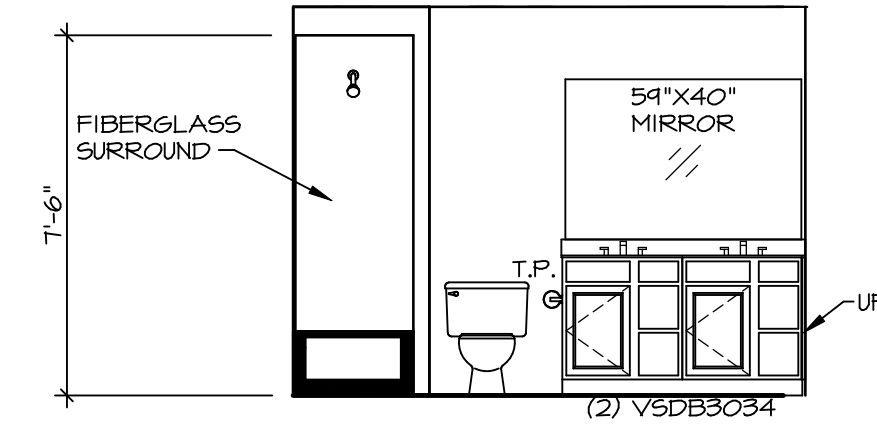
F OWNER'S BATH
SCALE: 1/4" = 1'-0"



B POWDER ROOM
SCALE: 1/4" = 1'-0"



C BATH #1
SCALE: 1/4" = 1'-0"



G OWNER'S BATH
SCALE: 1/4" = 1'-0"

SHEET NO.	MODEL	SET NO.	ASPOO
A-13	ASPEN	VERSION	01
	DRAWING TITLE	DRAWN BY	
	BATH ELEVATIONS	DATE:	
	OPTION DESCRIPTION	OPTION	
15			



© NVR, Inc. expressly reserves the right to modify or change these plans at any time without notice. These plans are not to be reproduced, changed or altered in any way without the written consent of NVR, Inc.

DIV-COMM-LOT-UNIT		DCY-S2-0025	
COMM-LOT	5MAYERS MILL - SIMPLY RYAN - 0025		
STREET ADDRESS	5860 BENTWOOD DRIVE	APT. NO.	----
CITY	MIDDLETOWN	STATE	OH
		ZIP	45042