

**FOUNDATION PLAN**  
SCALE: 1/4" = 1'-0"

**LEGEND**

- BEARING WALL
- - - NON BEARING WALL
- ⊗ INDICATES BEARING FROM POINT-LOAD ABOVE JACKS
- ⊕ BEAM/HEADER
- ⊖ PAD FOOTING
- ⊙ STEEL COLUMN
- ⊗ TRUSS TIE DOWN
- ⊗ PORTAL FRAME
- ⊗ JOIST/TRUSS
- LVL
- ⊗ ENGINEERING PAGE NUMBER

SEE FC DETAILS FOR FRAMING CONNECTORS

- FOUNDATION NOTES - SLAB**
- FOUNDATION UNDER HABITABLE SPACE:
    - CONCRETE SLAB ON 6 MIL VAPOR BARRIER OVER SUB-BASE (SEE SPEC SHEET FOR SLAB NOTES)
  - FOUNDATION UNDER GARAGE:
    - UNEXCAVATED WITH CONCRETE SLAB ON VAPOR BARRIER OVER SUB-BASE (SEE SPEC SHEET FOR SLAB NOTES) OR
    - STRUCTURAL CONCRETE SLAB ON VAPOR BARRIER OVER SUB-BASE (SEE SPEC SHEET FOR SLAB NOTES)
  - SEE FOUNDATION HOLD DOWN SHEET FOR CONNECTION INFORMATION.
  - SLAB LEDGE LOCATIONS VARY W/ GRADE BEAM(S) ORIENTATION. SEE 6B-1 FOR DETAILS.
  - THE DIRECTION OF THE ARROW IS THE DIRECTION OF REBAR, AS REQUIRED.
  - ALL FOOTINGS ARE PLAIN, NON-REINFORCED CONCRETE UNLESS NOTES OTHERWISE.

**PAD FOOTING SCHEDULE**

IDENTIFIER	LENGTH	WIDTH	HEIGHT	ENG. NUM.	REMARKS
1					
2					
3					
4					
5					
6					
7					
8					
9					
10					
11					
12					
13					
14					
15					
16					
17					
18					
19					
20					
21					
22					
23					
24					
25					
26					
27					
28					
29					
30					
31					
32					
33					
34					
35					
36					
37					
38					
39					
40					
41					
42					
43					
44					
45					
46					
47					
48					
49					
50					
51					
52					
53					
54					
55					
56					
57					
58					
59					
60					
61					
62					
63					
64					
65					
66					
67					
68					
69					
70					
71					
72					
73					
74					
75					
76					
77					
78					
79					
80					
81					
82					
83					
84					
85					
86					
87					
88					
89					
90					
91					
92					
93					
94					
95					
96					
97					
98					
99					
100					

**FOUNDATION DIAGONALS**

	A	B
A	0"	43'-1"
B	43'-1"	0"
C	25'-7 3/8"	20'-0"
D	58'-0"	58'-0"
E	42'-0"	70'-5 1/16"

DIV-COMM-LOT-UNIT  
**DCY-S3-0191**  
 COMM-LOT  
 5MAYERS MILL - LIFESTYLE - 0191  
 STREET ADDRESS  
 6680 CRYSTAL HARBOUR DRIVE  
 CITY MIDDLETOWN STATE OH ZIP 45042

© NVR, Inc. expressly reserves the right to modify or amend these plans without notice. These plans are not to be reproduced, changed or altered in any way without the written consent of NVR, Inc.

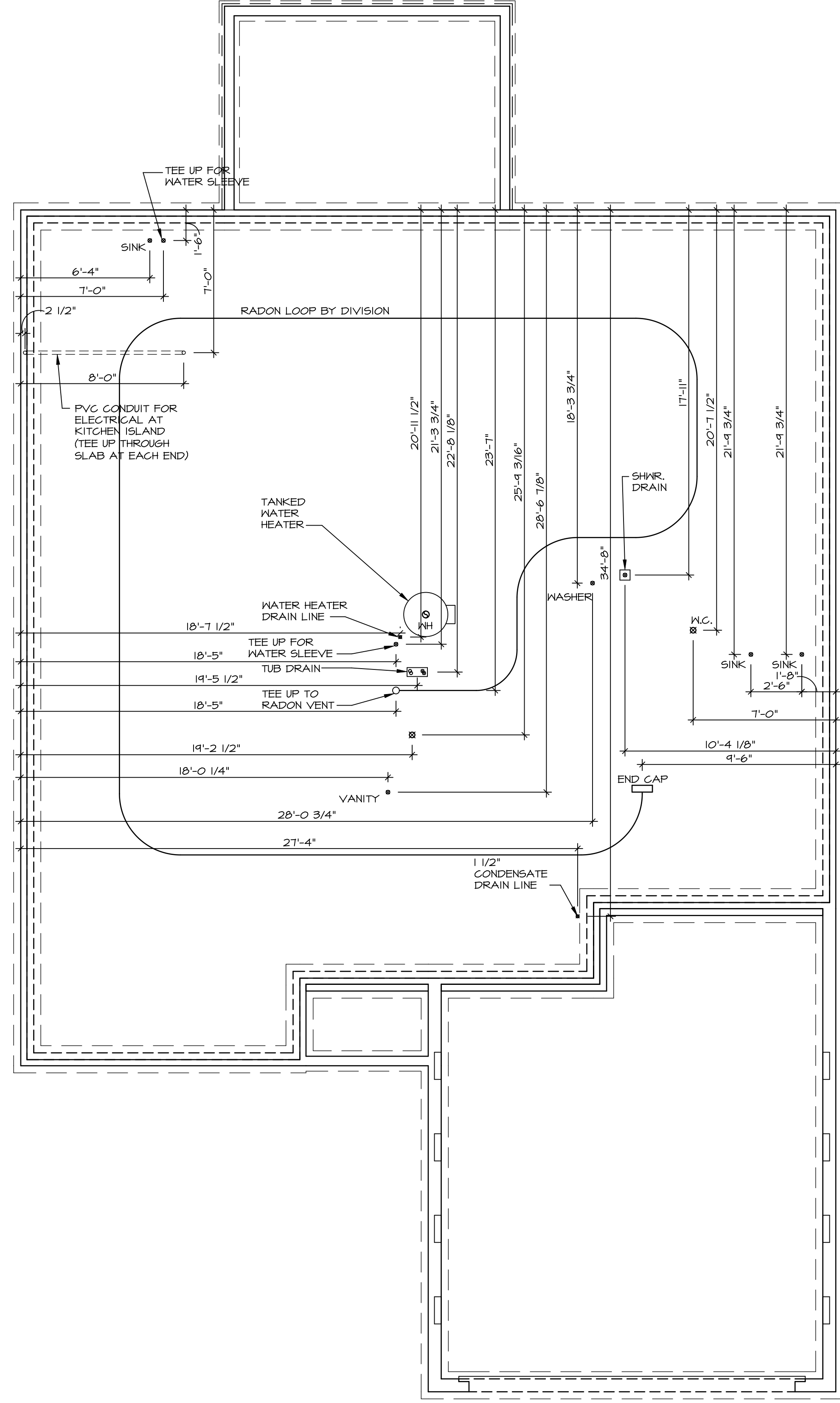
**NVR**  
 NVR, Inc. Suite 100  
 Frederick, MD 21703

SET NO. GCM00  
 VERSION 01  
 DRAWN BY HNP  
 DATE: 02/20/20  
 OPTION FSA

MODEL  
**GRAND CAYMAN**  
 DRAWING TITLE  
 FOUNDATION PLAN  
 OPTION DESCRIPTION  
 SLAB FOUNDATION

SHEET NO.  
**A-3**  
 6

C:\NVR\Solves\GRAND\_CAYMAN\_GCM00\_01\DCY-S3-0191\2186062\Sheets\Lot\_Specific\B-A-3\_FDN\_LS (FSA).dwg 12/30/20 - 3:25 am



1 PLUMBING PLAN  
A-5 SCALE: 1/4" = 1'-0"

SHEET NO.  
A-5

MODEL  
GRAND CAYMAN

DRAWING TITLE  
PLUMBING PLAN

OPTION DESCRIPTION

8


SET NO. GCM00

VERSION 01

DRAWN BY HNP

DATE: 02/20/20

OPTION



NVR, Inc.  
5285 Walkersville Road, Suite 100  
Frederick, MD 21703

© NVR, Inc. expressly reserves the copyright and all other rights in these plans. These plans are not to be reproduced, changed or copied in any way without the written consent of NVR, Inc.

DIV-COMM-LOT-UNIT

DCY-S3-0191

COMM-LOT

5MAYERS MILL - LIFESTYLE - 0191

STREET ADDRESS

6680 CRYSTAL HARBOUR DRIVE

CITY

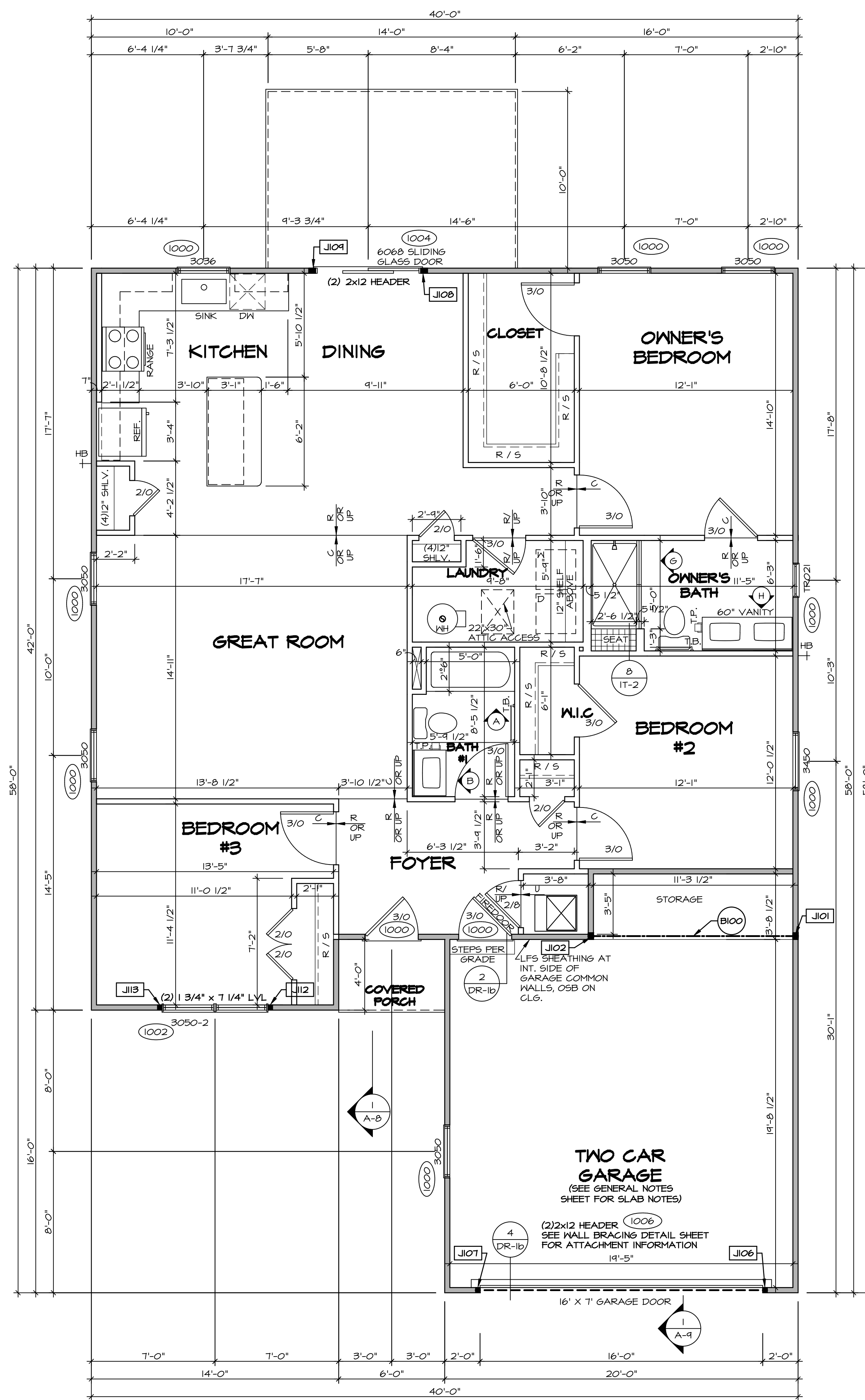
MIDDLETOWN

STATE

OH

ZIP

45042



**FIRST FLOOR PLAN**  
SCALE: 1/4" = 1'-0"

FIRST FLOOR JACK SCHEDULE			
IDENTIFIER	DESCRIPTION	ENG. NUM.	REMARKS
J101	JACK - (3) 2X4 SFF STUD GRADE	1010	
J102	JACK - (3) 2X4 SFF STUD GRADE	1010	
J106	JACK - (2) 2X4 SFF STUD GRADE	1006	
J107	JACK - (2) 2X4 SFF STUD GRADE	1006	
J108	JACK - (3) 2X4 SFF STUD GRADE	1004	
J109	JACK - (3) 2X4 SFF STUD GRADE	1004	
J112	JACK - (2) 2X4 SFF STUD GRADE	1002	
J113	JACK - (2) 2X4 SFF STUD GRADE	1002	

FIELD INSTALLED FIRST FLOOR BEAM/HEADER SCHEDULE				
IDENTIFIER	DESCRIPTION	LENGTH	ENG. NUM.	REMARKS
B100	INT HEADER - 2X8 - 2 PLY	11'-10 1/2"	1010	

**LEGEND**

- BEARING WALL
- NON BEARING WALL
- INDICATES BEARING FROM POINT-LOAD ABOVE
- JACKS
- BEAM/HEADER
- PAD FOOTING
- STEEL COLUMN
- TRUSS TIE DOWN
- PORTAL FRAME
- JOIST/TRUSS
- LVL
- ENGINEERING PAGE NUMBER

SEE FG DETAILS FOR FRAMING CONNECTORS

- FLOOR PLAN NOTES**
- ALL HEADERS ARE (2) 2x6 w/ 2x4 WALLS OR (3) 2x6 w/ 2x6 WALLS, UNLESS OTHERWISE NOTED.
  - ALL HEADERS TO HAVE (1) 2x4 OR 2x6 JACK AND KING STUD EACH END, UNLESS OTHERWISE NOTED. MULTI-OPENING HEADERS TO HAVE (2) JACKS AT INTERMEDIATE BEARING, UNLESS OTHERWISE NOTED. NO ADDITIONAL FLOOR SYSTEM BLOCKING OR CONTINUOUS LOAD PATH JACKS ARE REQUIRED UNLESS OTHERWISE NOTED.
  - ALL EXTERIOR WALLS TO BE 4" w/ OSB OR 3 1/2" w/ LAMINATED FIBROUS STRUCTURAL SHEATHING. ALL INTERIOR WALLS TO BE 3 1/2", UNLESS OTHERWISE NOTED.
  - HATCHED AREAS INDICATE DROPPED CEILING. ALL DROPPED CEILING ARE 12" UNLESS OTHERWISE NOTED.
  - SEE BRACED WALL PANEL DETAIL SHEET FOR SPECIAL WALL FRAMING LOCATIONS AND HEADER SIZES, IF APPLICABLE.
  - SEE STANDARD DETAIL CATEGORY "IT" SHEET(S) FOR INTERIOR TRIM DETAILS.
  - SEE ARCHITECTURAL DETAIL SHEET "AD" FOR HOUSE SPECIFIC INTERIOR TRIM OPTION TABLE.
  - ALL HEADERS IN NON-BEARING WALLS SHALL BE A SINGLE FLAT 2X4 OR 2X6 ATTACHED TO GRIPPLIES ABOVE, UNLESS OTHERWISE NOTED.
  - TANKED WATER HEATER SHOWN AS BASE CONDITION. OPTIONAL TANKLESS WATER HEATER IS AVAILABLE IN LIEU OF TANKED WATER HEATER.

- GYPSUM NOTES**
- AT GARAGE:  
GYPSUM BOARD AT COMMON WALLS, CEILING, BEAM WRAPS AND SUPPORTS PER STANDARD DETAIL FA-1(b) FIRE ASSEMBLIES OR AS REQUIRED BY LOCAL CODE.
- AT STAIRS:  
1/2" GYPSUM BOARD AT UNDERSIDE OF STAIRS AND WALLS IN CLOSET

DIV-COMM-LOT-UNIT  
**DCY-S3-0191**

COMM-LOT  
5MAYERS MILL - LIFESTYLE - 0191

STREET ADDRESS  
6680 CRYSTAL HARBOUR DRIVE

CITY  
MIDDLETOWN

STATE  
OH

ZIP  
45042

APT. NO.  
----

ZIP  
45042

© NVR, Inc. expressly reserves the right to modify these plans without notice. These plans are not to be reproduced, changed or altered in any way without the written consent of NVR, Inc.

**NVR**  
NVR, Inc. Suite 100  
5285 Washington Blvd.  
Frederick, MD 21703

SET NO. 60400  
VERSION 01  
DRAWN BY HNT  
DATE: 02/21/20  
OPTION

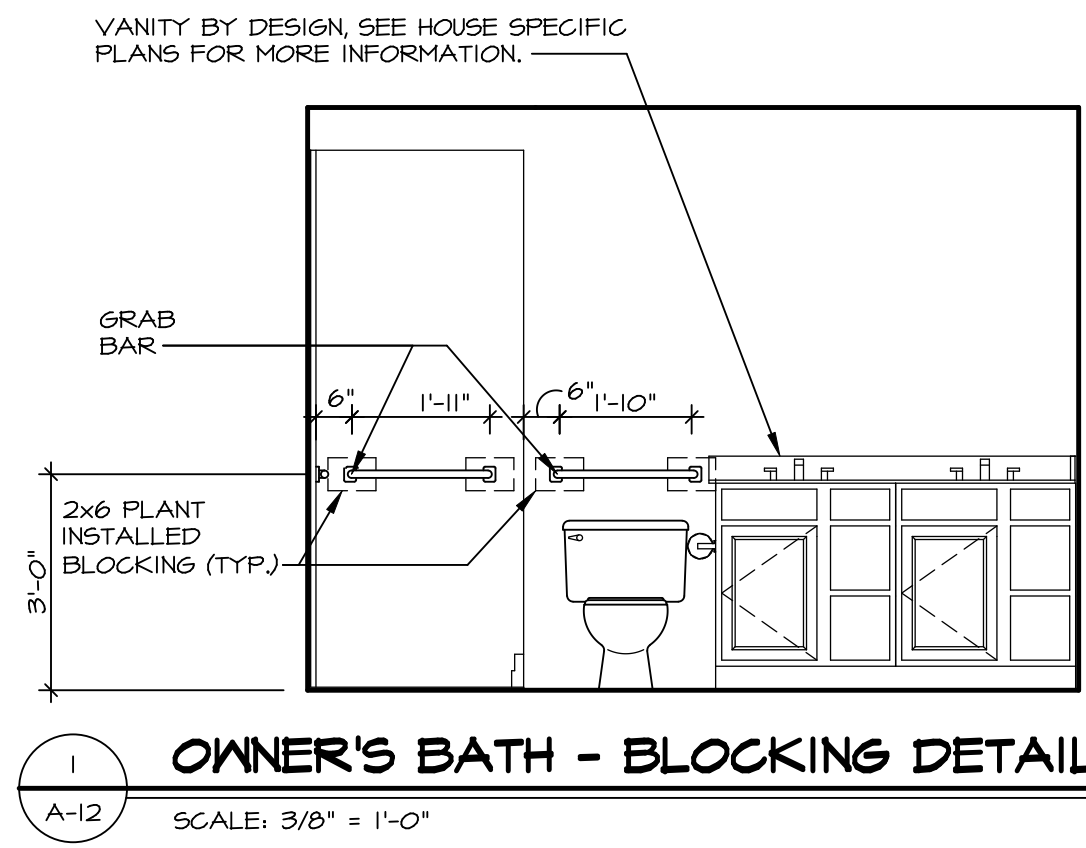
MODEL  
**GRAND CAYMAN**  
DRAWING TITLE  
FIRST FLOOR PLAN  
OPTION DESCRIPTION

SHEET NO.  
**A-7**

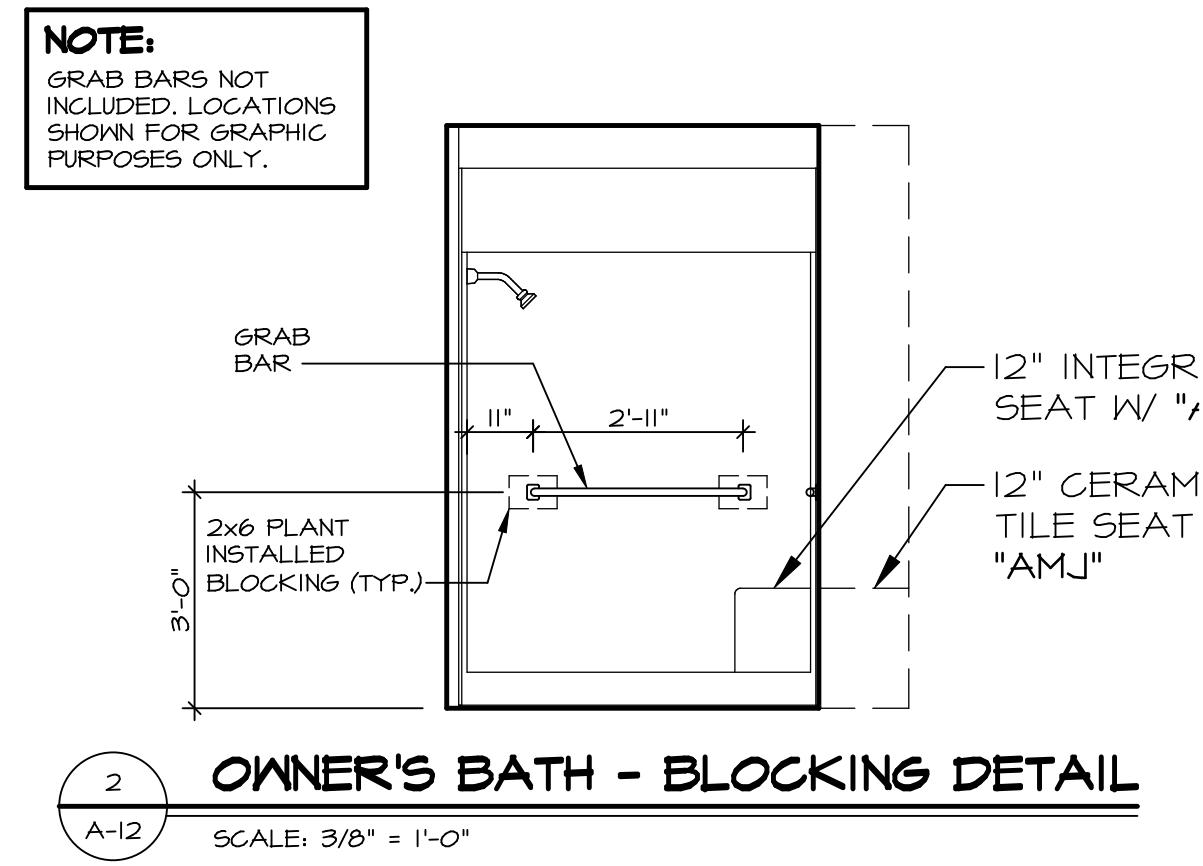
10

C:\NVR\Solves\GRAND\_CAYMAN\_60400\_01\DCY-S3-0191\2186062A\Sheets\Lot\_Specific\10\_A-7\_Plan\_LS.dwg 17/30/20 - 3:25 am

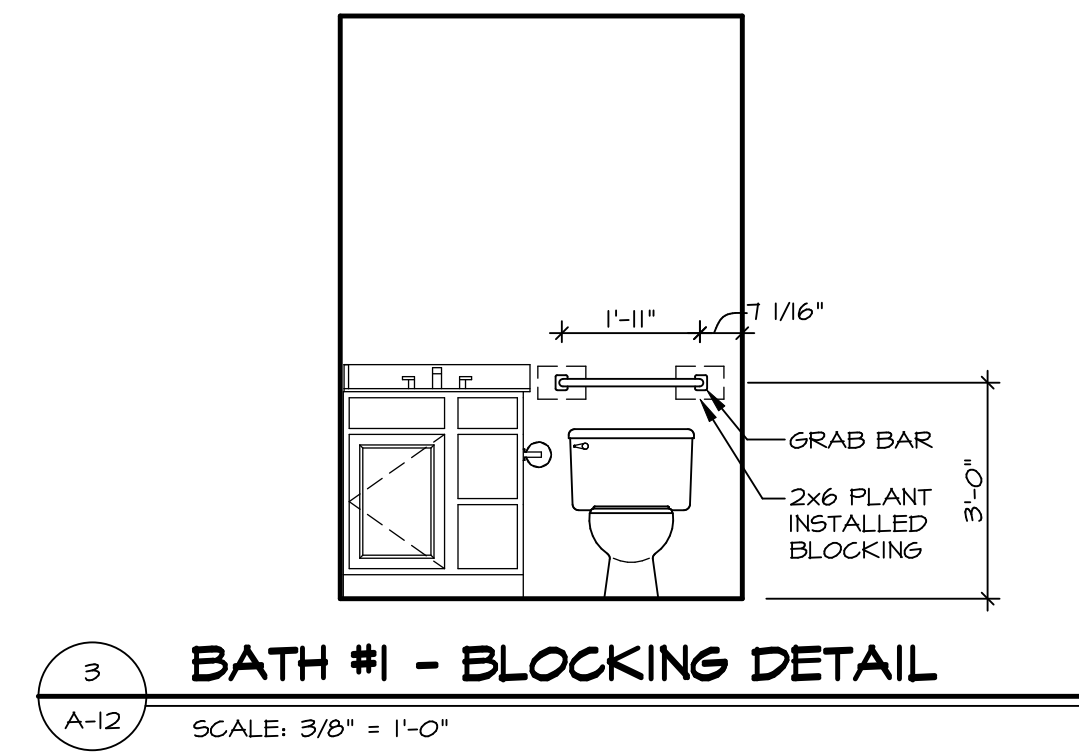




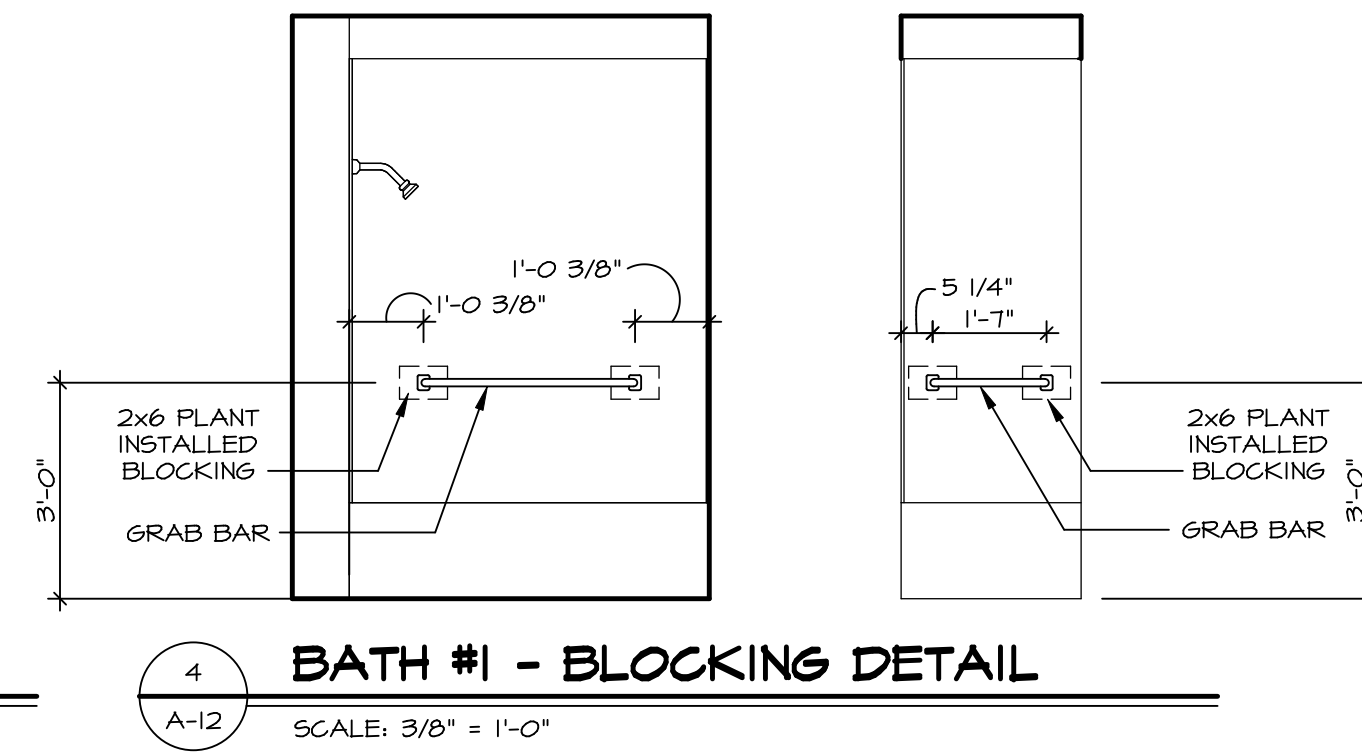
**1 OWNER'S BATH - BLOCKING DETAIL**  
SCALE: 3/8" = 1'-0"



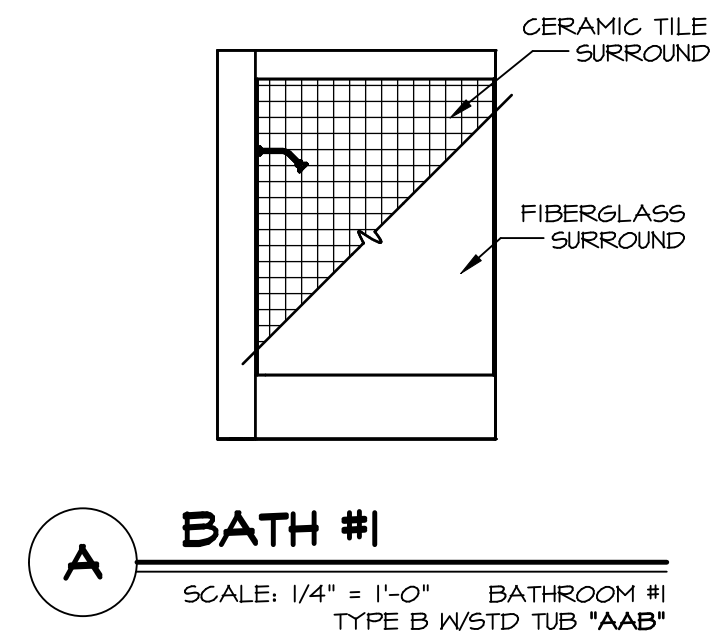
**2 OWNER'S BATH - BLOCKING DETAIL**  
SCALE: 3/8" = 1'-0"



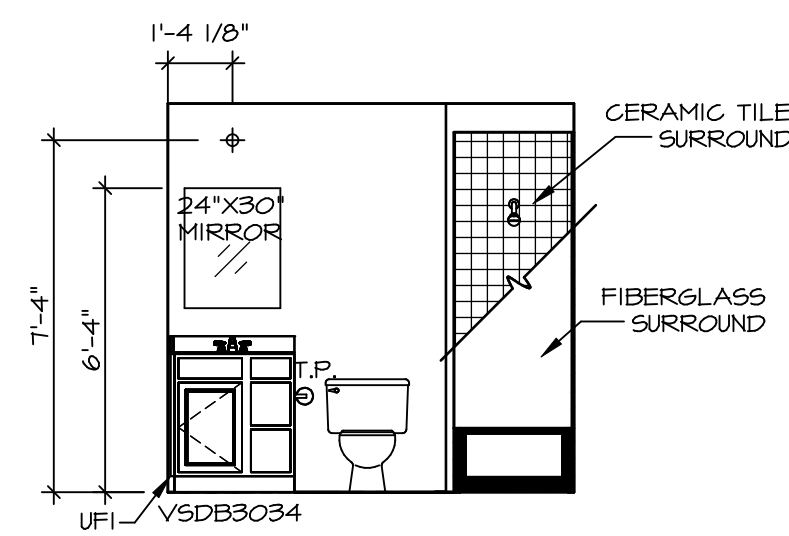
**3 BATH #1 - BLOCKING DETAIL**  
SCALE: 3/8" = 1'-0"



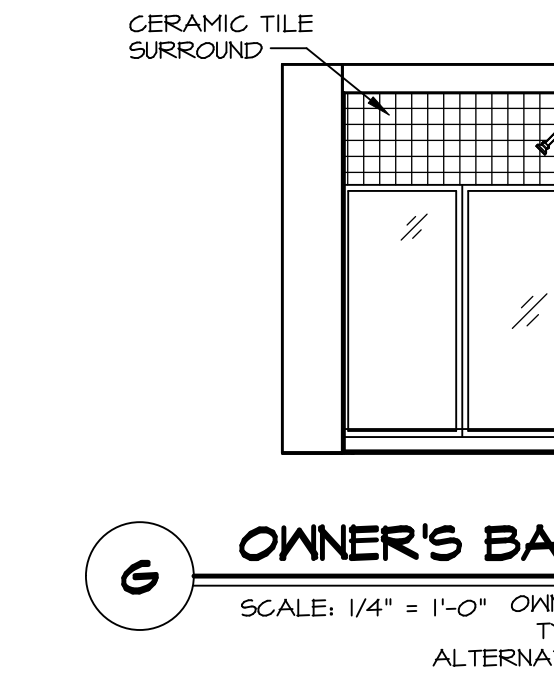
**4 BATH #1 - BLOCKING DETAIL**  
SCALE: 3/8" = 1'-0"



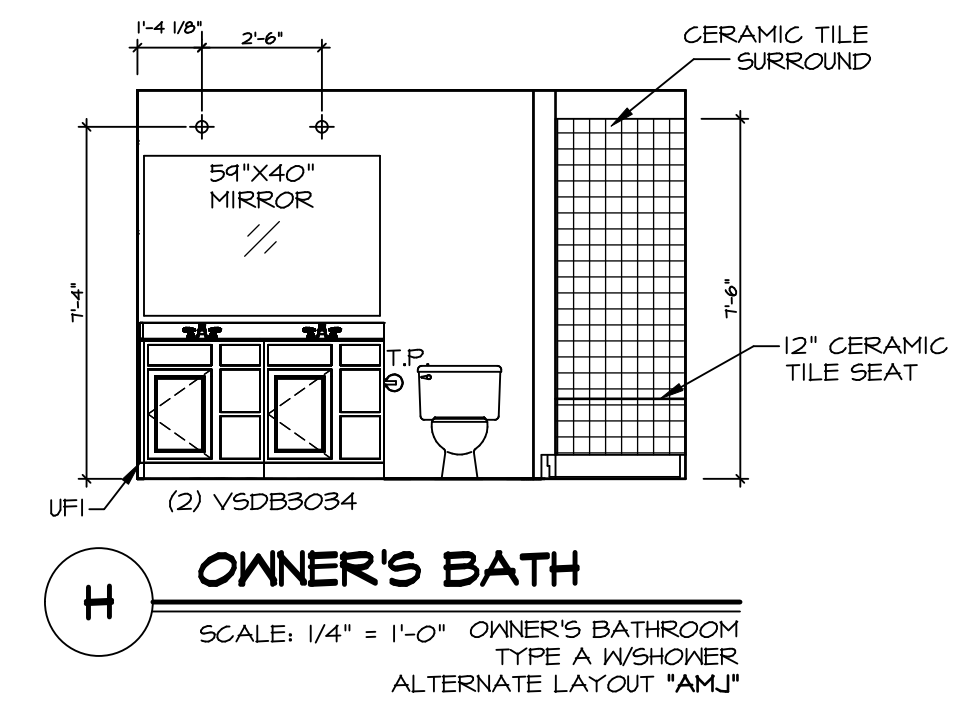
**A BATH #1**  
SCALE: 1/4" = 1'-0" BATHROOM #1  
TYPE B WSTD TUB \*AAB\*



**B BATH #1**  
SCALE: 1/4" = 1'-0" BATHROOM #1  
TYPE B WSTD TUB \*AAB\*



**G OWNER'S BATH**  
SCALE: 1/4" = 1'-0" OWNER'S BATHROOM  
TYPE A WSHOWER  
ALTERNATE LAYOUT \*AMJ\*



**H OWNER'S BATH**  
SCALE: 1/4" = 1'-0" OWNER'S BATHROOM  
TYPE A WSHOWER  
ALTERNATE LAYOUT \*AMJ\*

**NOTE:**  
GRAB BARS NOT INCLUDED. LOCATIONS SHOWN FOR GRAPHIC PURPOSES ONLY.

**NOTES:**

- TEMPERED GLASS SHOWER ENCLOSURE WITH SWING DOOR OR OPTIONAL SLIDING DOOR BY DIVISION.
- TUB ACCESS PANELS PROVIDED AS NEEDED. ALL MATERIALS BY DIVISION.
- ALL BATH ELEVATIONS ARE SHOWN PER PLAN.
- ALL VSDB24-42 DRAWERS TO BE SET ON RIGHT HAND.

DIV-COMM-LOT-UNIT <b>DCY-S3-0191</b>	
COMM-LOT 5MAYERS MILL - LIFESTYLE - 0191	APT. NO. -----
STREET ADDRESS 6680 CRYSTAL HARBOUR DRIVE	CITY STATE ZIP MIDDLETOWN OH 45042
<p><small>© NVR, Inc. expressly reserves the right to modify or amend these plans at any time without notice. These plans are not to be reproduced, changed or altered in any way without the written consent of NVR, Inc.</small></p>	
<p>NVR, Inc. Suite 100 Frederick, MD 21703</p>	
SET NO. GCM00 VERSION 01 DRAWN BY HNT	DATE: 02/21/20 OPTION
MODEL <b>GRAND CAYMAN</b> DRAWING TITLE BATH ELEVATIONS	OPTION DESCRIPTION
SHEET NO. <b>A-12</b>	15