


FOUNDATION HOLD DOWN DETAIL
SCALE: 1/4" = 1'-0"

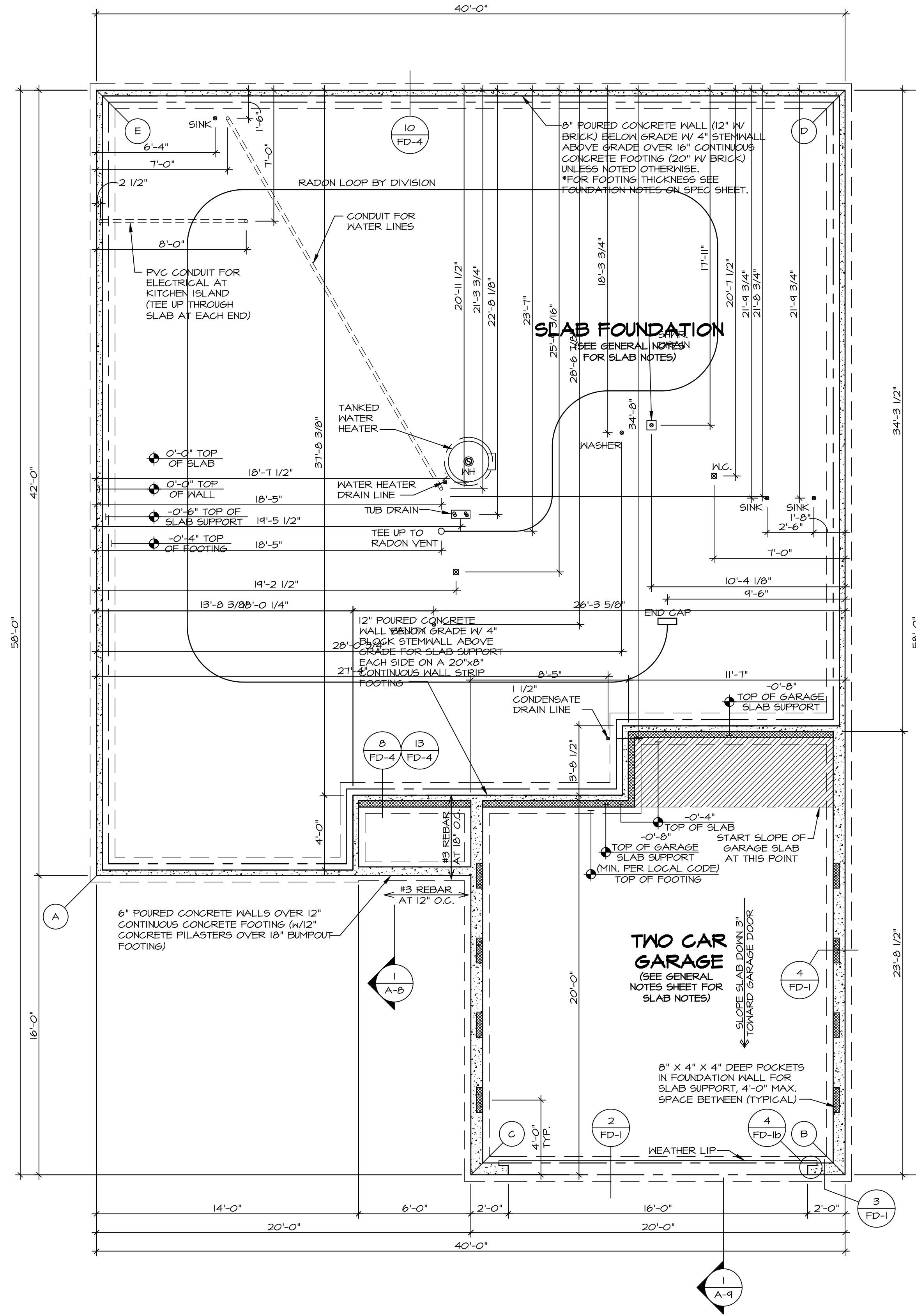
HOLD DOWN NOTES	
REFER TO DETAIL (H/FD-1) FOR HOLD DOWN OFFSET DIMENSIONS. REFER TO DETAIL (I2/FD-1) FOR HOLD DOWNS ON CMU BLOCK.	
STRAP	<ol style="list-style-type: none"> ALL PANELS GREATER THAN 24" SHALL HAVE AN ANCHOR WITHIN 12" OF THE PANEL BREAKS / ENDS. (SEE DETAIL SHEET FF-1 FOR MORE INFORMATION ON ANCHOR DETAILS) STRAP: <ol style="list-style-type: none"> ON FOUNDATION USE (5THD14) ON FLOOR SYSTEM USE (5THD14R.L) ALL OTHER HOLD DOWN SEE DETAIL (WB-2) FOR MORE INFORMATION. STRAP LOCATION ON PLANS SHOWN BY DASHED DIMENSION TO CENTER OF STUDS
OR	
BOLT	<ol style="list-style-type: none"> 5/8" Ø THREADED ROD ALL OTHER HOLD DOWN SEE DETAIL (WB-2) FOR MORE INFORMATION. BOLT LOCATION ON PLANS SHOWN BY SOLID DIMENSION TO CENTER OF BOLT

SHEET NO.	A-4	OPTION	7
MODEL	GRAND CAYMAN	DESCRIPTION	FOUNDATION HOLD DOWN DETAILS
SET NO.	60M00	VERSION	01
DRAWN BY	CEL	DATE:	



© NVR, Inc. expressly reserves the right to modify or amend these plans at any time without notice. These plans are not to be reproduced, changed or altered in any way without the written consent of NVR, Inc.

DIV-COMM-LOT-UNIT	DCY-S3-0192
COMM-LOT	5MAYERS MILL - LIFESTYLE - 0192
STREET ADDRESS	6644 CRYSTAL HARBOUR DRIVE
CITY	MIDDLETOWN
STATE	OH
ZIP	45042



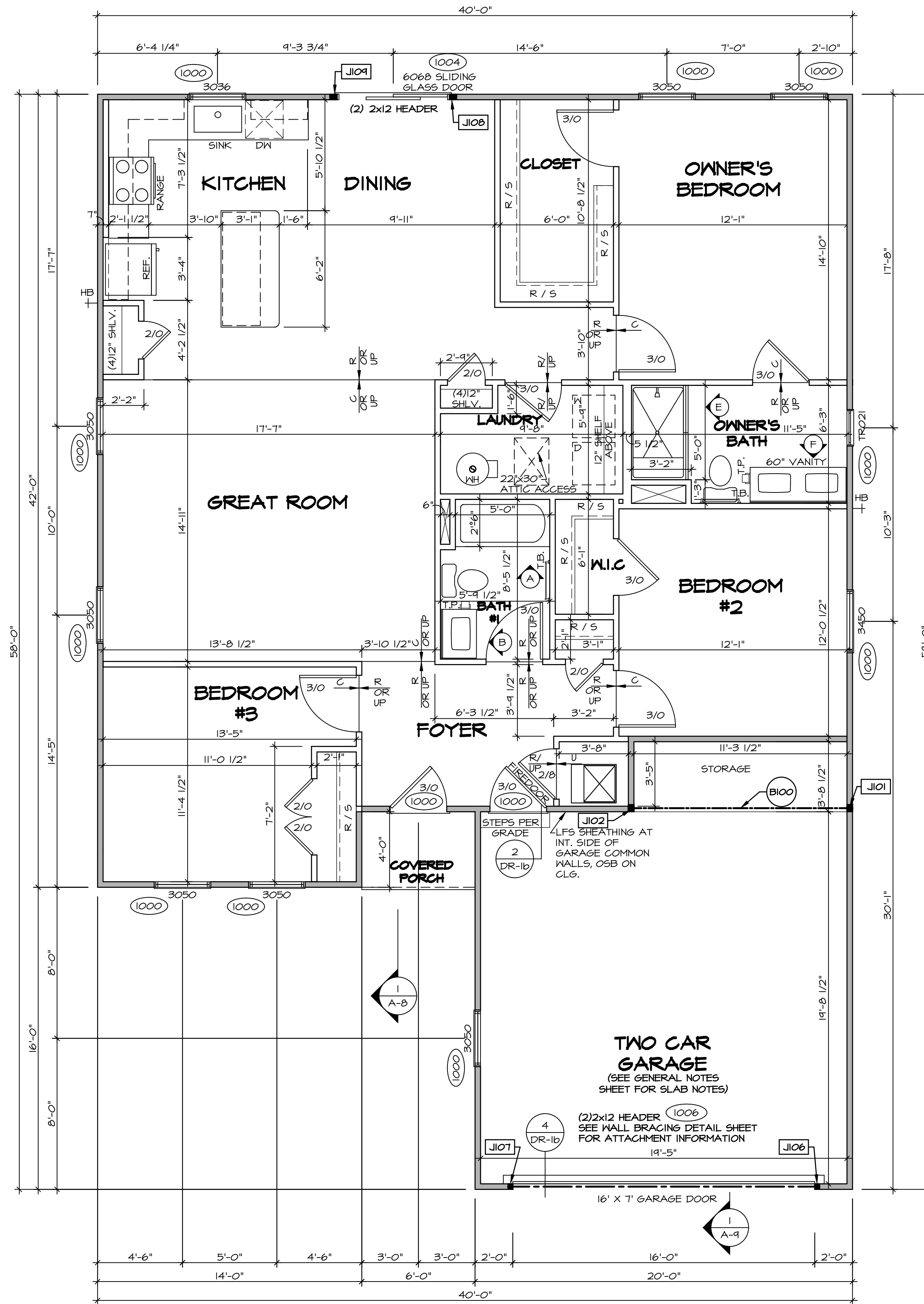
PLUMBING PLAN
SCALE: 1/4" = 1'-0"

SHEET NO. A-5	MODEL GRAND CAYMAN	SET NO. 6CM00	VERSION 01	DRAWN BY HNP	DATE: 02/20/20	OPTION
		DRAWING TITLE PLUMBING PLAN	OPTION DESCRIPTION 8			
DIV-COMM-LOT-UNIT DCY-S3-0192		COMM-LOT 5MAYERS MILL - LIFESTYLE - 0192		STREET ADDRESS 6644 CRYSTAL HARBOUR DRIVE		
CITY MIDDLETOWN		STATE OH		ZIP 45042		

© NVR, Inc. expressly reserves the right to modify or amend these plans at any time without notice. These plans are not to be reproduced, changed or altered in any way without the written consent of NVR, Inc.

NVR
NVR, Inc. Suite 100
Frederick, MD 21703
5285 Walkers Lane, Suite 100
Frederick, MD 21703

C:\NVR\Solves\GRAND_CAYMAN_6CM00_01\DCY-S3-0192\2157532\Sheets\Lot_Specific\A-A-5_PLUMBING.dwg 11/18/20 - 2:55 am



FIRST FLOOR PLAN
SCALE: 1/4" = 1'-0"

FIRST FLOOR JACK SCHEDULE			
IDENTIFIER	DESCRIPTION	ENG. NUM.	REMARKS
J101	JACK - (3) 2X4 SFF STUD GRADE	1010	
J102	JACK - (3) 2X4 SFF STUD GRADE	1010	
J106	JACK - (2) 2X4 SFF STUD GRADE	1006	
J107	JACK - (2) 2X4 SFF STUD GRADE	1006	
J108	JACK - (3) 2X4 SFF STUD GRADE	1004	
J109	JACK - (3) 2X4 SFF STUD GRADE	1004	

FIELD INSTALLED FIRST FLOOR BEAM/HEADER SCHEDULE				
IDENTIFIER	DESCRIPTION	LENGTH	ENG. NUM.	REMARKS
B100	INT HEADER - 2X8 - 2 PLY	11'-10 1/2"	1010	

LEGEND

- BEARING WALL
- NON BEARING WALL
- INDICATES BEARING FROM POINT-LOAD ABOVE
- JACKS
- BEAM/HEADER
- PAD FOOTING
- STEEL COLUMN
- TRUSS TIE DOWN
- PORTAL FRAME
- JOIST/TRUSS
- LVL
- ENGINEERING PAGE NUMBER

SEE FG DETAILS FOR FRAMING CONNECTORS

- FLOOR PLAN NOTES**
- ALL HEADERS ARE (2) 2x6 w/ 2x4 WALLS OR (3) 2x6 w/ 2x6 WALLS, UNLESS OTHERWISE NOTED.
 - ALL HEADERS TO HAVE (1) 2x4 OR 2x6 JACK AND KING STUD EACH END, UNLESS OTHERWISE NOTED. MULTI-OPENING HEADERS TO HAVE (2) JACKS AT INTERMEDIATE BEARING, UNLESS OTHERWISE NOTED. NO ADDITIONAL FLOOR SYSTEM BLOCKING OR CONTINUOUS LOAD PATH JACKS ARE REQUIRED UNLESS OTHERWISE NOTED.
 - ALL EXTERIOR WALLS TO BE 4" w/ OSB OR 3 1/2" w/ LAMINATED FIBROUS STRUCTURAL SHEATHING. ALL INTERIOR WALLS TO BE 3 1/2", UNLESS OTHERWISE NOTED.
 - HATCHED AREAS INDICATE DROPPED CEILING. ALL DROPPED CEILING ARE 12" UNLESS OTHERWISE NOTED.
 - SEE BRACED WALL PANEL DETAIL SHEET FOR SPECIAL WALL FRAMING LOCATIONS AND HEADER SIZES, IF APPLICABLE.
 - SEE STANDARD DETAIL CATEGORY "IT" SHEET(S) FOR INTERIOR TRIM DETAILS.
 - SEE ARCHITECTURAL DETAIL SHEET "AD" FOR HOUSE SPECIFIC INTERIOR TRIM OPTION TABLE.
 - ALL HEADERS IN NON-BEARING WALLS SHALL BE A SINGLE FLAT 2X4 OR 2X6 ATTACHED TO GRIPPLERS ABOVE, UNLESS OTHERWISE NOTED.
 - TANKED WATER HEATER SHOWN AS BASE CONDITION. OPTIONAL TANKLESS WATER HEATER IS AVAILABLE IN LIEU OF TANKED WATER HEATER.

GYPSUM NOTES

AT GARAGE:
GYPSUM BOARD AT COMMON WALLS, CEILING, BEAM WRAPS AND SUPPORTS PER STANDARD DETAIL FA-1(b) FIRE ASSEMBLIES OR AS REQUIRED BY LOCAL CODE.

AT STAIRS:
1/2" GYPSUM BOARD AT UNDERSIDE OF STAIRS AND WALLS IN CLOSET

DCY-S3-0192

DIV-COMM-LOT-UNIT
COMM-LOT
STREET ADDRESS
CITY

5AMTYS MILL - LIFESTYLE - 0192
6644 CRYSTAL HARBOUR DRIVE
MIDDLETOWN

APT. NO. ---
STATE OH
ZIP 45042

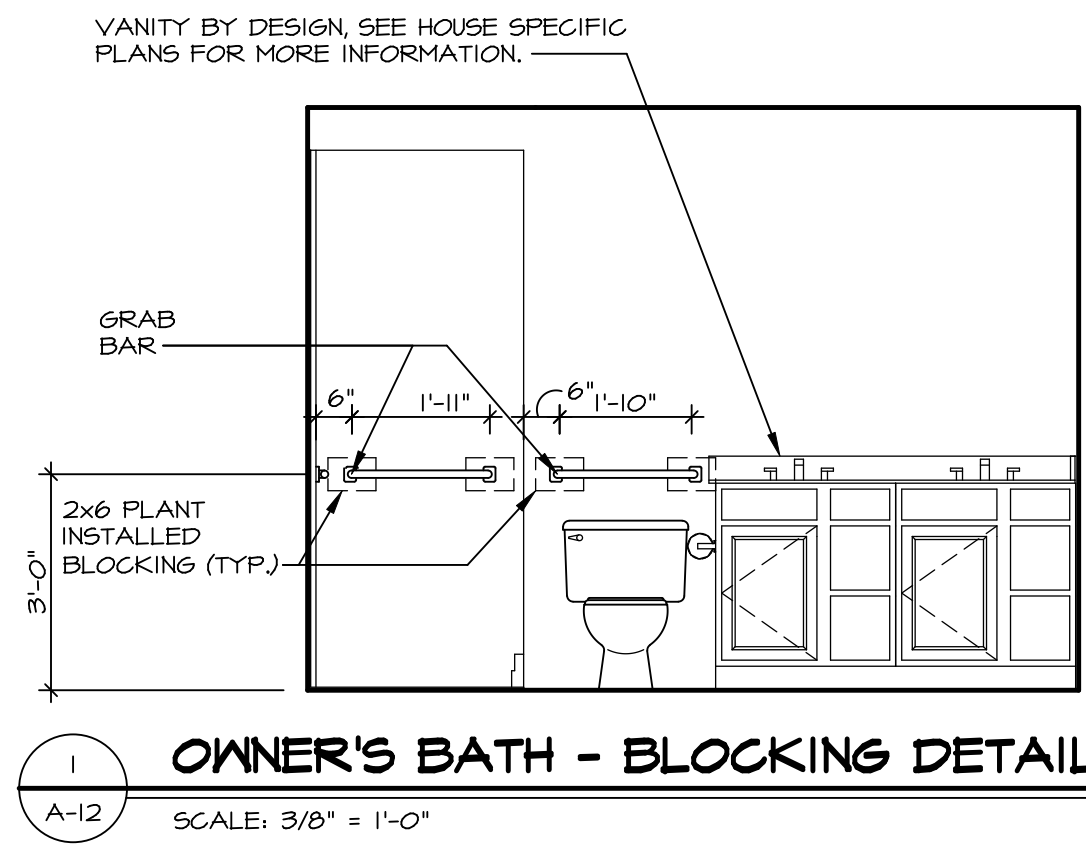
© NVR, Inc. expressly reserves the right to modify these plans without notice. These plans are not to be reproduced, changed or altered in any way without the written consent of NVR, Inc.

NVR
NVR, Inc. Suite 100
5285 Washington Blvd.
Frederick, MD 21703

SET NO. 60M00
VERSION 01
DRAWN BY HNT
DATE: 02/21/20
OPTION

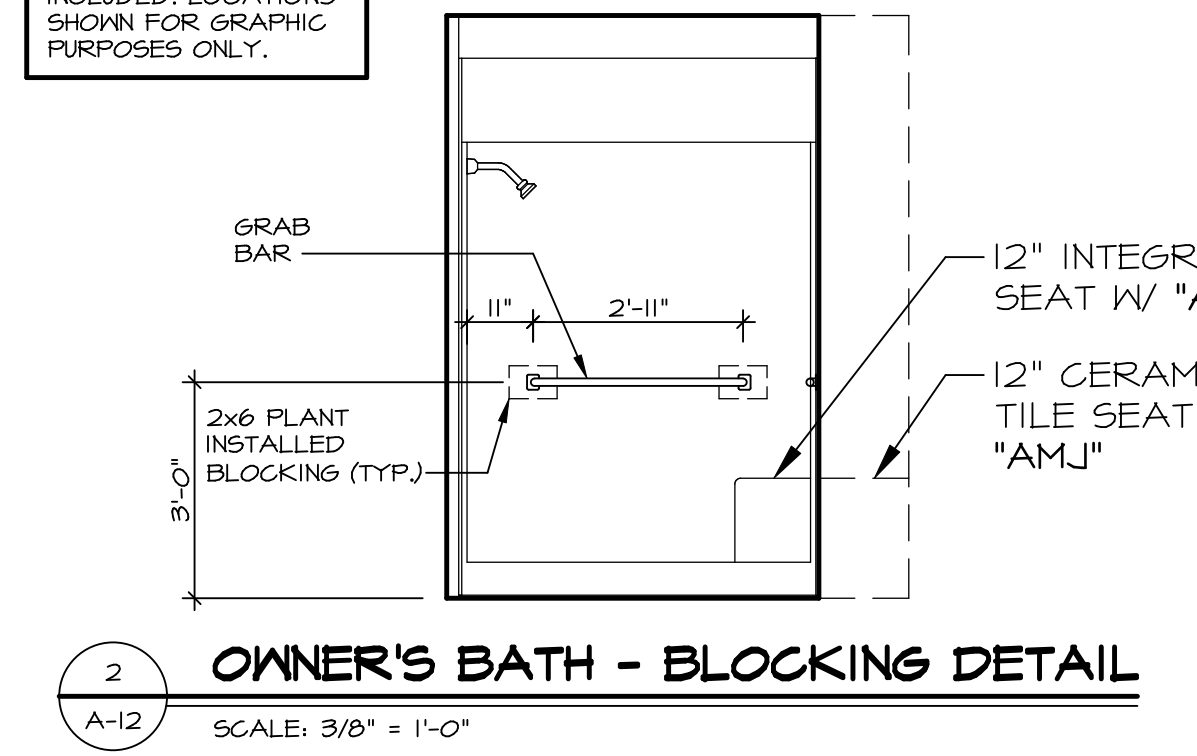
MODEL
GRAND CAYMAN
DRAWING TITLE
FIRST FLOOR PLAN
OPTION DESCRIPTION

SHEET NO.
A-7
10

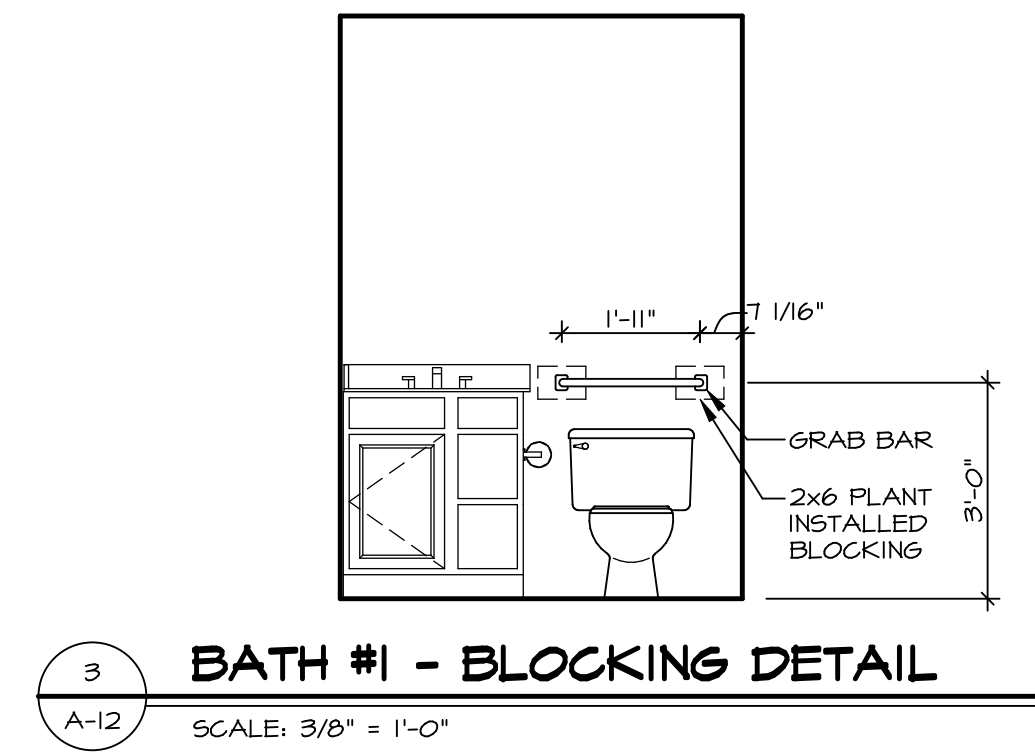


1 OWNER'S BATH - BLOCKING DETAIL
A-12 SCALE: 3/8" = 1'-0"

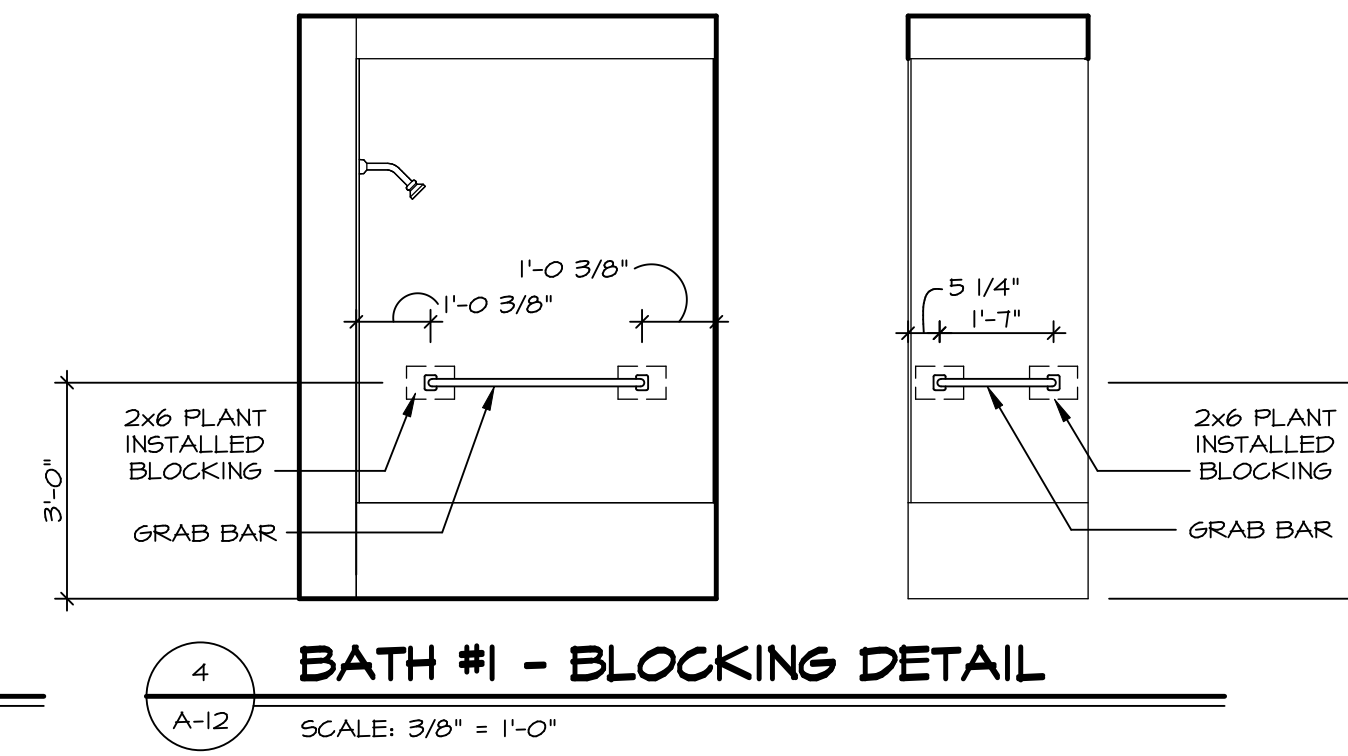
NOTE:
GRAB BARS NOT INCLUDED. LOCATIONS SHOWN FOR GRAPHIC PURPOSES ONLY.



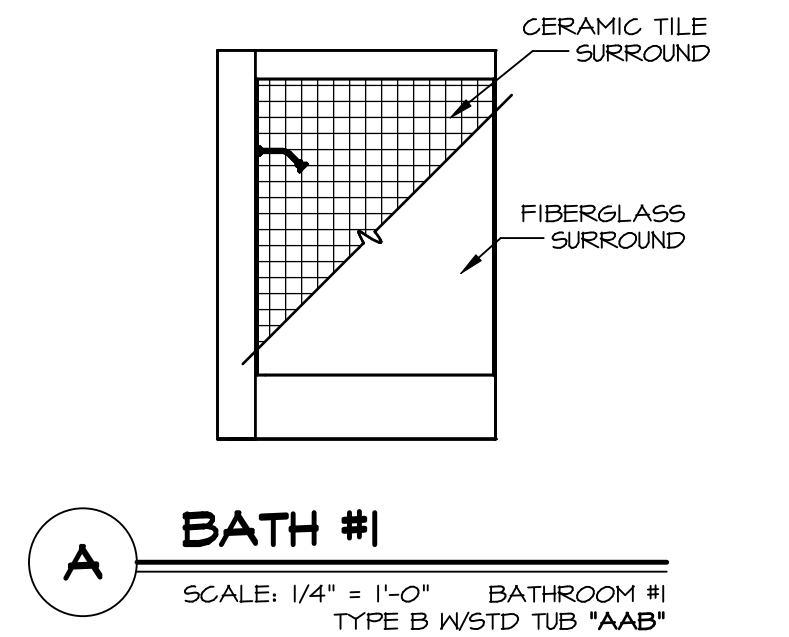
2 OWNER'S BATH - BLOCKING DETAIL
A-12 SCALE: 3/8" = 1'-0"



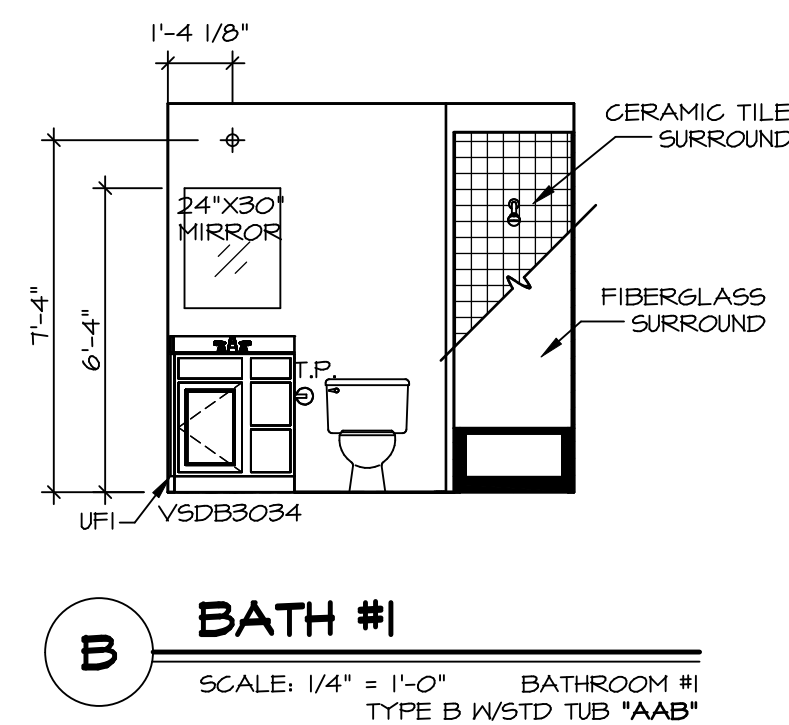
3 BATH #1 - BLOCKING DETAIL
A-12 SCALE: 3/8" = 1'-0"



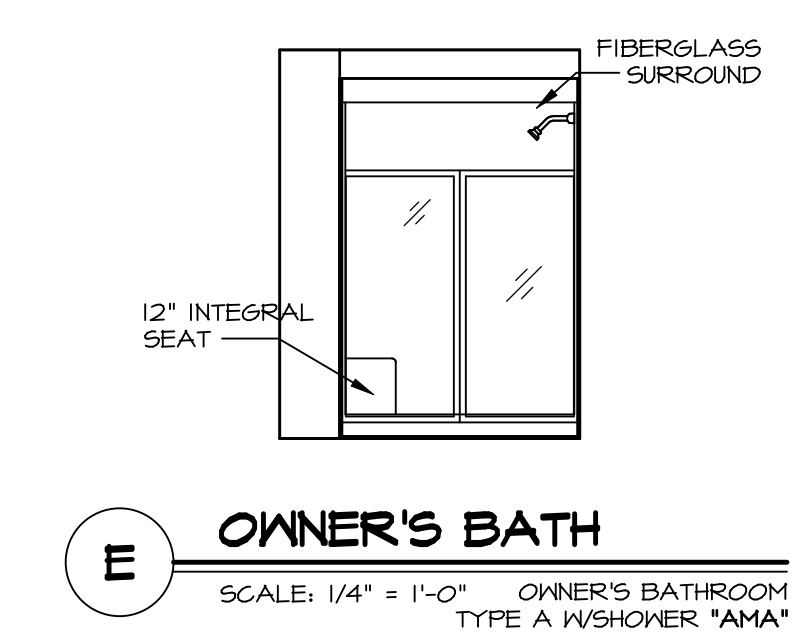
4 BATH #1 - BLOCKING DETAIL
A-12 SCALE: 3/8" = 1'-0"



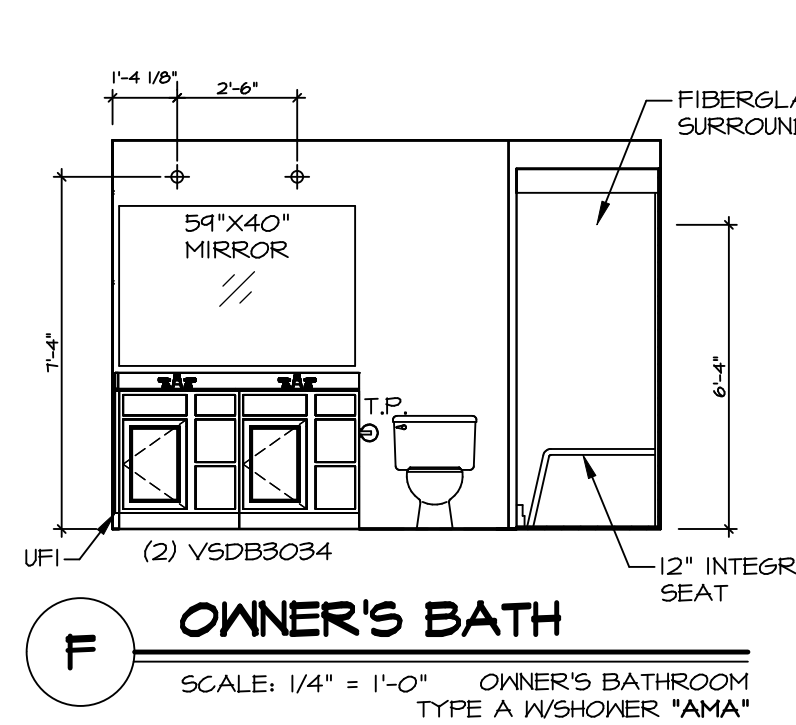
A BATH #1
SCALE: 1/4" = 1'-0" BATHROOM #1
TYPE B WSTD TUB *AAB*



B BATH #1
SCALE: 1/4" = 1'-0" BATHROOM #1
TYPE B WSTD TUB *AAB*



E OWNER'S BATH
SCALE: 1/4" = 1'-0" OWNER'S BATHROOM
TYPE A WSHOWER *AMA*



F OWNER'S BATH
SCALE: 1/4" = 1'-0" OWNER'S BATHROOM
TYPE A WSHOWER *AMA*

- NOTES:**
1. TEMPERED GLASS SHOWER ENCLOSURE WITH SWING DOOR OR OPTIONAL SLIDING DOOR BY DIVISION.
 2. TUB ACCESS PANELS PROVIDED AS NEEDED. ALL MATERIALS BY DIVISION.
 3. ALL BATH ELEVATIONS ARE SHOWN PER PLAN.
 4. ALL VSDB24-42 DRAWERS TO BE SET ON RIGHT HAND.

SHEET NO. A-12	MODEL GRAND CAYMAN	SET NO. GCM00	DIV-COMM-LOT-UNIT
	DRAWING TITLE BATH ELEVATIONS	VERSION 01	DCY-S3-0192
OPTION DESCRIPTION 15	DRAWN BY HNT	DATE 02/21/20	COMM-LOT SMYERS MILL - LIFESTYLE - 0192
	OPTION		STREET ADDRESS 6644 CRYSTAL HARBOUR DRIVE
		CITY MIDDLETOWN	STATE OH
		ZIP 45042	

© NVR, Inc. The owner expressly reserves the right to modify or change these plans at any time without notice. These plans are not to be reproduced, changed or copied in any way without the written consent of NVR, Inc.

NVR
NVR, Inc. Suite 100
5285 Washburne
Frederick, MD 21703

C:\NVR\Solves\GRAND_CAYMAN_GCM00_01\DCY-S3-0192\2157532\Sheets\15_A-12_BATH_LS.dwg 11/18/20 - 2:36 am