


1  
A-5 PLUMBING PLAN  
SCALE: 1/4" = 1'-0"

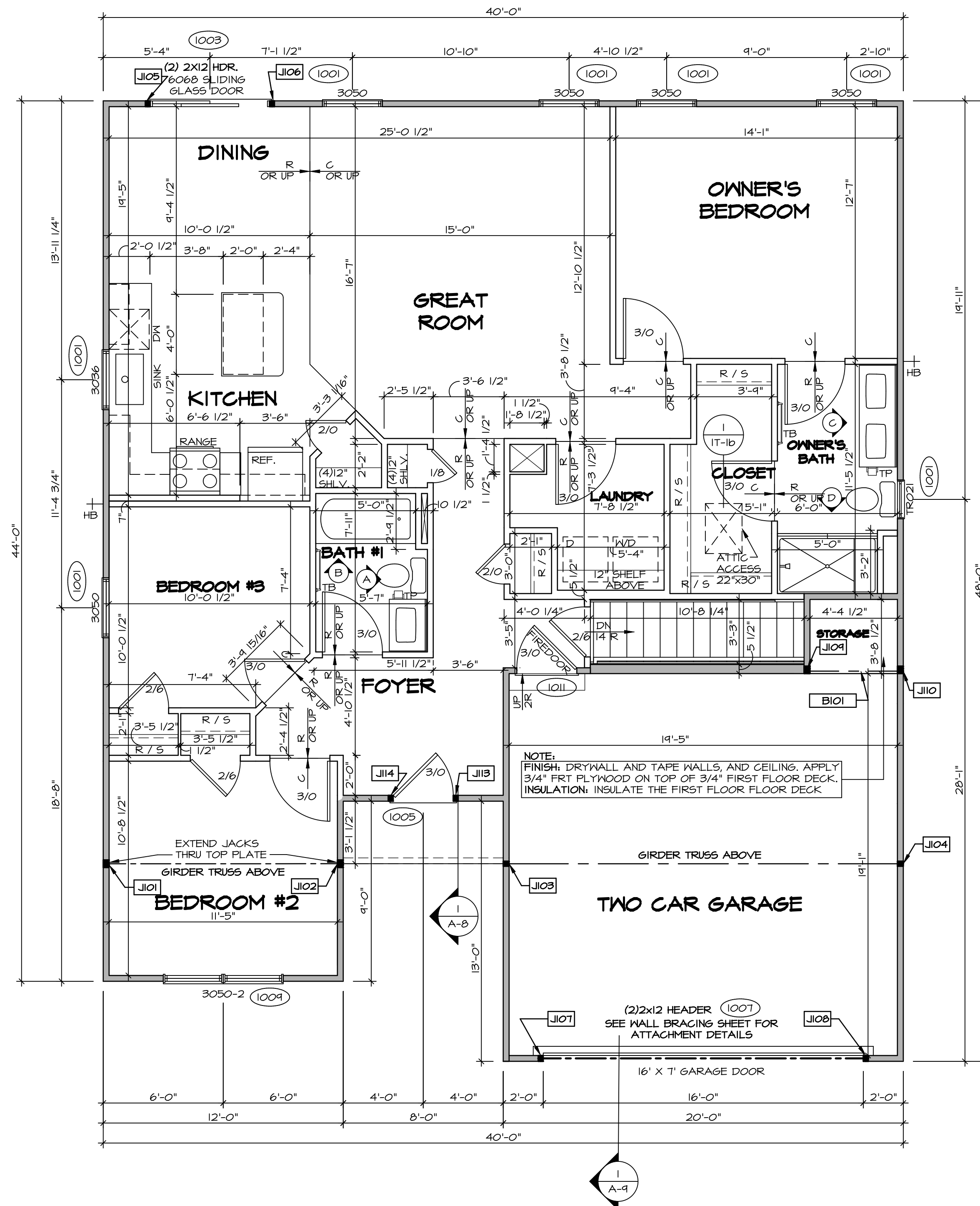
SHEET NO. <b>A-5</b>	MODEL <b>GRAND BAHAMA</b>	SET NO. 6EHO0	VERSION 01
	DRAWING TITLE <b>PLUMBING PLAN</b>	DRAWN BY	
	OPTION DESCRIPTION	DATE:	OPTION
<b>8</b>			



© NVR, Inc. NVR, Inc. expressly reserves the right to modify these plans without notice. The owner agrees to hold NVR, Inc. harmless from all claims, damages, and expenses, including reasonable attorney's fees, arising out of or from the use of these plans. These plans are not to be reproduced, changed, or altered in any way without the written consent of NVR, Inc.

DIV-COMM-LOT-UNIT <b>DCY-S3-0198</b>			
COMM-LOT SANTYERS MILL - LIFESTYLE - 0198			
STREET ADDRESS 6141 ROYCROFT DRIVE		APT. NO. N	
CITY MIDDLETOWN	STATE OH	ZIP 45042	





**FIRST FLOOR PLAN**  
SCALE: 1/4" = 1'-0"

FIRST FLOOR JACK SCHEDULE			
IDENTIFIER	DESCRIPTION	ENG. NUM.	REMARKS
J101	JACK - (3) 2X4 SP#1	1000	EXTEND THRU TOP PLATE
J102	JACK - (3) 2X4 SP#1	1000	EXTEND THRU TOP PLATE
J103	JACK - (2) 2X4 SP# STUD GRADE	1000	
J104	JACK - (2) 2X4 SP# STUD GRADE	1000	
J105	JACK - (2) 2X4 SP# STUD GRADE	1003	
J106	JACK - (2) 2X4 SP# STUD GRADE	1003	
J107	JACK - (2) 2X4 SP# STUD GRADE	1007	
J108	JACK - (2) 2X4 SP# STUD GRADE	1007	
J109	JACK - (3) 2X4 SP# STUD GRADE	1013	
J110	JACK - (3) 2X4 SP# STUD GRADE	1013	
J111	JACK - (2) 2X4 SP# STUD GRADE	1005	
J112	JACK - (2) 2X4 SP# STUD GRADE	1005	

**LVL PLY TO PLY FASTENING SCHEDULE:** (WHERE APPLICABLE BASED ON LVL USAGE)

1.A - (2) PLY UP TO AND INCLUDING 11 7/8" TALL; FASTEN PLYS W/ (2) ROWS 16D NAILS AT 12" O.C.  
 2.A - (2) PLY 14" TO AND 18" TALL (INCLUSIVE); FASTEN PLYS W/ (3) ROWS 16D NAILS AT 12" O.C.  
 3.A - (2) PLY 20" TALL AND OVER; FASTEN PLYS W/ (4) ROWS 16D NAILS AT 12" O.C.  
 4.A - (3) PLY UP TO AND INCLUDING 11 7/8" TALL; FASTEN PLYS W/ (2) ROWS 16D NAILS AT 12" O.C. FROM EACH SIDE  
 5.A - (3) PLY 14" TO AND 18" TALL (INCLUSIVE); FASTEN PLYS W/ (3) ROWS 16D NAILS AT 12" O.C. FROM EACH SIDE  
 6.A - (3) PLY 20" TALL AND OVER; FASTEN PLYS W/ (4) ROWS 16D NAILS AT 12" O.C. FROM EACH SIDE  
 7.A - (4) PLY (ALL SIZES); FASTEN PLYS W/ (2) ROWS 1/2" DIAMETER A307 BOLTS AT 24" O.C.  
 SEE SHOP DRAWING FOR ADDITIONAL INFORMATION.

FIELD INSTALLED FIRST FLOOR BEAM/HEADER SCHEDULE				
IDENTIFIER	DESCRIPTION	LENGTH	ENG. NUM.	REMARKS
B101	INT HEADER - 2X10 - 2 PLY	4'-11 1/2"	1013	

**LEGEND**

- BEARING WALL
- NON BEARING WALL
- INDICATES BEARING FROM POINT-LOAD ABOVE JACKS
- BEAM/HEADER
- PAD FOOTING
- STEEL COLUMN
- TRUSS TIE DOWN
- PORTAL FRAME
- JOIST/TRUSS
- LVL
- ENGINEERING PAGE NUMBER

SEE FC DETAILS FOR FRAMING CONNECTORS

- FLOOR PLAN NOTES** RYAN
- ALL HEADERS ARE (2) 2x6 W/ 2x4 WALLS OR (3) 2x6 W/ 2x6 WALLS, UNLESS OTHERWISE NOTED.
  - ALL HEADERS TO HAVE (1) 2x4 OR 2x6 JACK AND KING STUD EACH END, UNLESS OTHERWISE NOTED. MULTI-OPENING HEADERS TO HAVE (2) JACKS AT INTERMEDIATE BEARING, UNLESS OTHERWISE NOTED. NO ADDITIONAL FLOOR SYSTEM BLOCKING OR CONTINUOUS LOAD PATH JACKS ARE REQUIRED UNLESS OTHERWISE NOTED.
  - ALL EXTERIOR WALLS TO BE 4" W/ OSB OR 3 1/2" W/ LAMINATED FIBROUS STRUCTURAL SHEATHING, ALL INTERIOR WALLS TO BE 3 1/2", UNLESS OTHERWISE NOTED.
  - HATCHED AREAS INDICATE DROPPED CEILINGS. ALL DROPPED CEILINGS ARE 12" UNLESS OTHERWISE NOTED.
  - SEE "BRACED WALL PANEL DETAIL SHEET" FOR SPECIAL WALL FRAMING LOCATIONS AND HEADER SIZES, IF APPLICABLE.
  - SEE STANDARD DETAIL CATEGORY "1T" SHEET(S) FOR INTERIOR TRIM DETAILS.
  - SEE ARCHITECTURAL DETAIL SHEET "AD" FOR HOUSE SPECIFIC INTERIOR TRIM OPTION TABLE.
  - ALL HEADERS IN NON-BEARING WALLS SHALL BE A SINGLE FLAT 2X4 OR 2X6 ATTACHED TO GRIPPLERS ABOVE, UNLESS OTHERWISE NOTED.
  - TANKED WATER HEATER SHOWN AS BASE CONDITION. OPTIONAL TANKLESS WATER HEATER IS AVAILABLE IN LIEU OF TANKED WATER HEATER.

**GYPSUM NOTES**

AT GARAGE:  
GYPSUM BOARD AT COMMON WALLS, CEILINGS, BEAM WRAPS AND SUPPORTS PER STANDARD DETAIL FA-1(b) FIRE ASSEMBLIES OR AS REQUIRED BY LOCAL CODE.

AT STAIRS:  
1/2" GYPSUM BOARD AT UNDERSIDE OF STAIRS AND WALLS IN CLOSET

© NVR, Inc. expressly reserves the right to modify or amend these plans without notice. These plans are not to be reproduced, changed or altered in any way without the written consent of NVR, Inc.

**DCY-S3-0198**

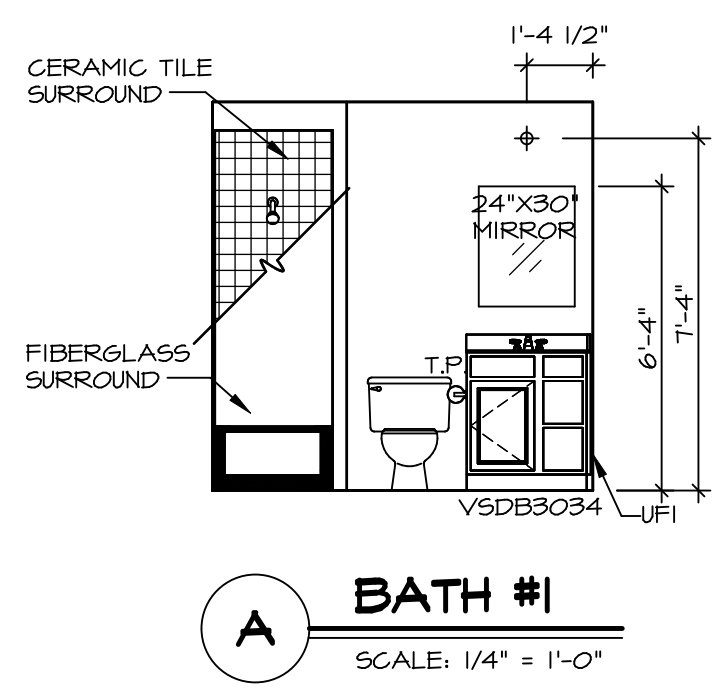
COMM-LOT: 5MAYERS MILL - LIFESTYLE - 0198  
 STREET ADDRESS: 6147 ROYCECROFT DRIVE  
 CITY: MIDDLETOWN STATE: OH ZIP: 45042

SET NO. 6EHO0  
 VERSION 01  
 DRAWN BY: GRAND BAHAMA  
 DATE: FIRST FLOOR PLAN  
 OPTION: 10

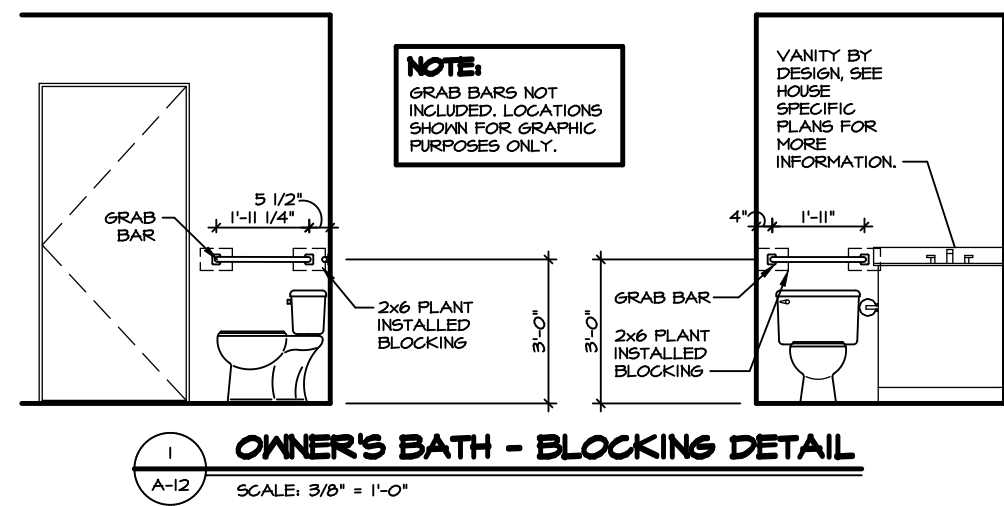
MODEL: GRAND BAHAMA  
 DRAWING TITLE: FIRST FLOOR PLAN  
 OPTION DESCRIPTION: 10

C:\NVR\Solves\GRAND\_BAHAMA\_6EHO0\_01\DCY-S3-0198\2450761\Sheets\10\_A-7\_PLN1\_LS.dwg 01/26/22 - 3:45 pm

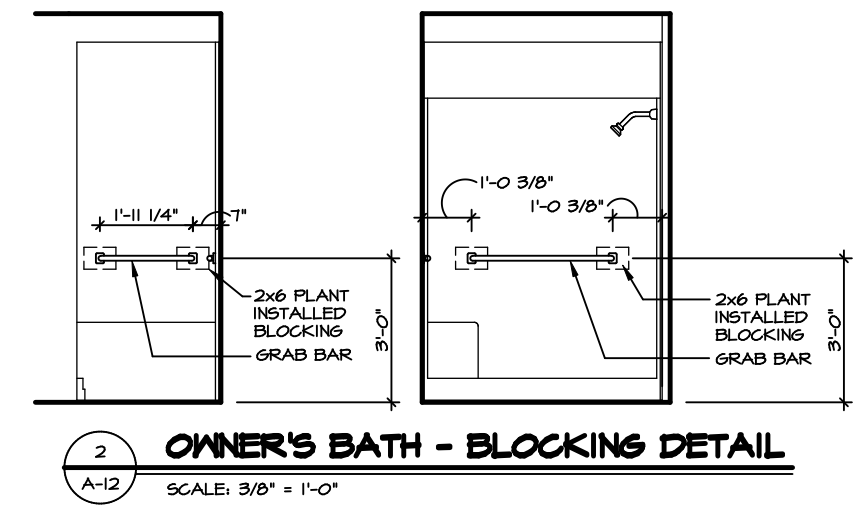




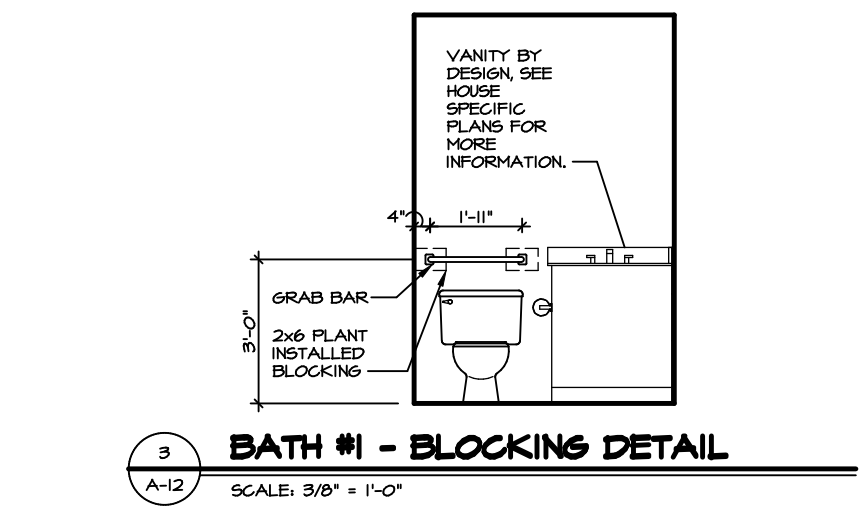
**A BATH #1**  
SCALE: 1/4" = 1'-0"



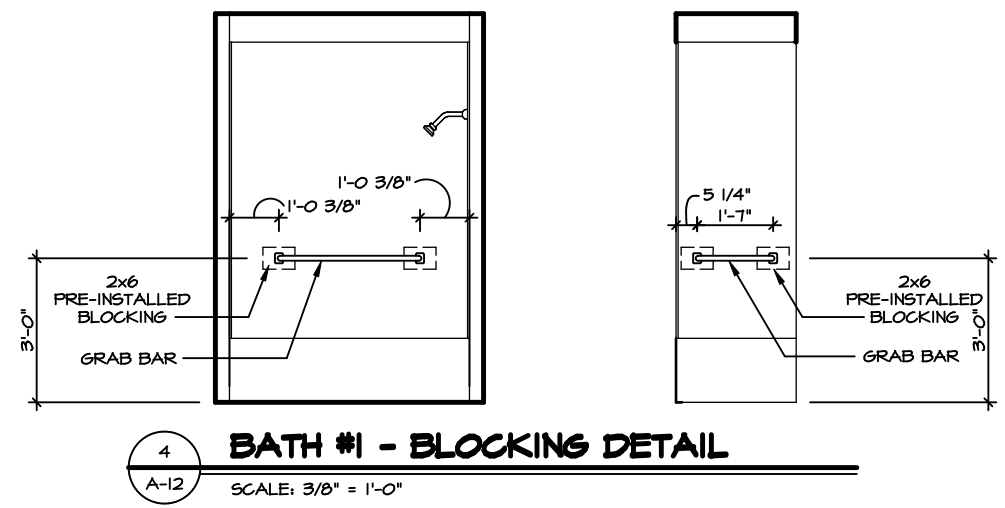
**1 OWNER'S BATH - BLOCKING DETAIL**  
SCALE: 3/8" = 1'-0"



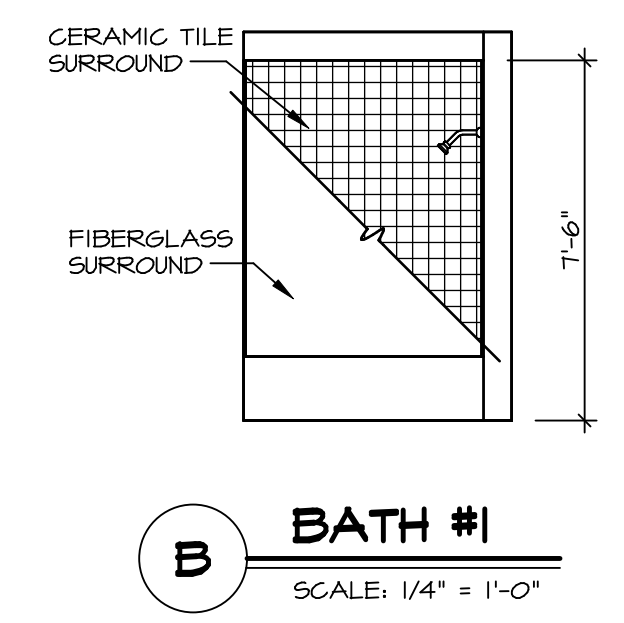
**2 OWNER'S BATH - BLOCKING DETAIL**  
SCALE: 3/8" = 1'-0"



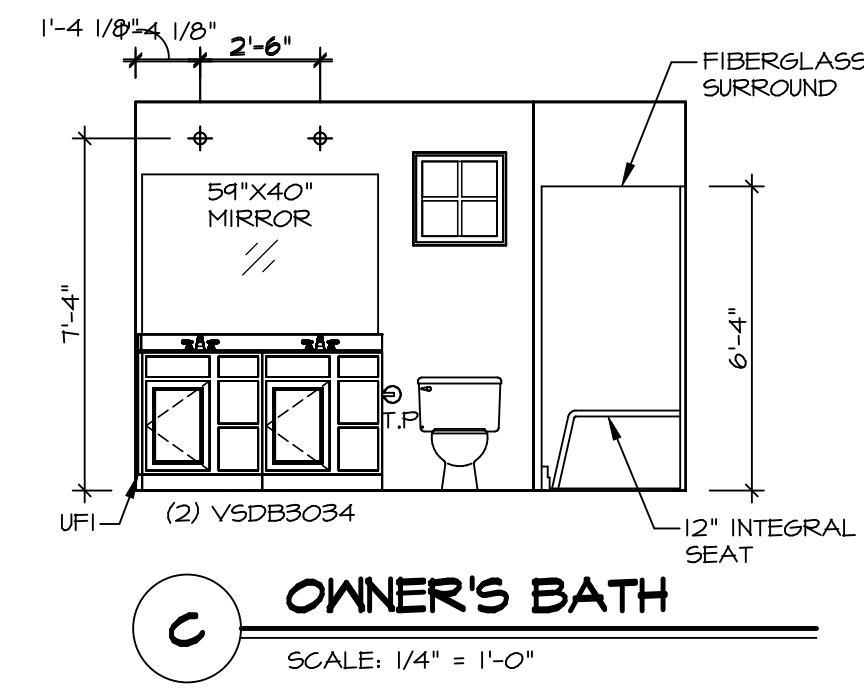
**3 BATH #1 - BLOCKING DETAIL**  
SCALE: 3/8" = 1'-0"




**4 BATH #1 - BLOCKING DETAIL**  
SCALE: 3/8" = 1'-0"



**B BATH #1**  
SCALE: 1/4" = 1'-0"



**C OWNER'S BATH**  
SCALE: 1/4" = 1'-0"




**D OWNER'S BATH**  
SCALE: 1/4" = 1'-0" OWNER'S BATHROOM TYPE A W/SHOWER 'AMA'

**NOTE:**  
GRAB BARS NOT INCLUDED. LOCATIONS SHOWN FOR GRAPHIC PURPOSES ONLY.

VANITY BY DESIGN. SEE HOUSE SPECIFIC PLANS FOR MORE INFORMATION.

SHEET NO.	MODEL	SET NO.	VERSION
A-12	GRAND BAHAMA	01	01
	DRAWING TITLE	DRAWN BY	
	BATH ELEVATIONS	DATE:	
	OPTION DESCRIPTION	OPTION	
15			



© NVR, Inc. The owner expressly reserves the right to modify or change these plans at any time without notice. These plans are not to be reproduced, changed or altered in any way without the written consent of NVR, Inc.

DIV-COMM-LOT-UNIT	DCY-S3-019B
COMM-LOT	SAWYERS MILL - LIFESTYLE - 019B
STREET ADDRESS	6141 ROYCROFT DRIVE
CITY	MIDDLETOWN
STATE	OH
ZIP	45042
APT. NO.	N

- NOTES:**
- TEMPERED GLASS SHOWER ENCLOSURE WITH SWING DOOR OR OPTIONAL SLIDING DOOR BY DIVISION.
  - TUB ACCESS PANELS PROVIDED AS NEEDED, ALL MATERIALS BY DIVISION.
  - ALL BATH ELEVATIONS SHOWN PER PLAN.
  - ALL VSD24-42 DRAWERS TO BE SET ON RIGHT HAND.