



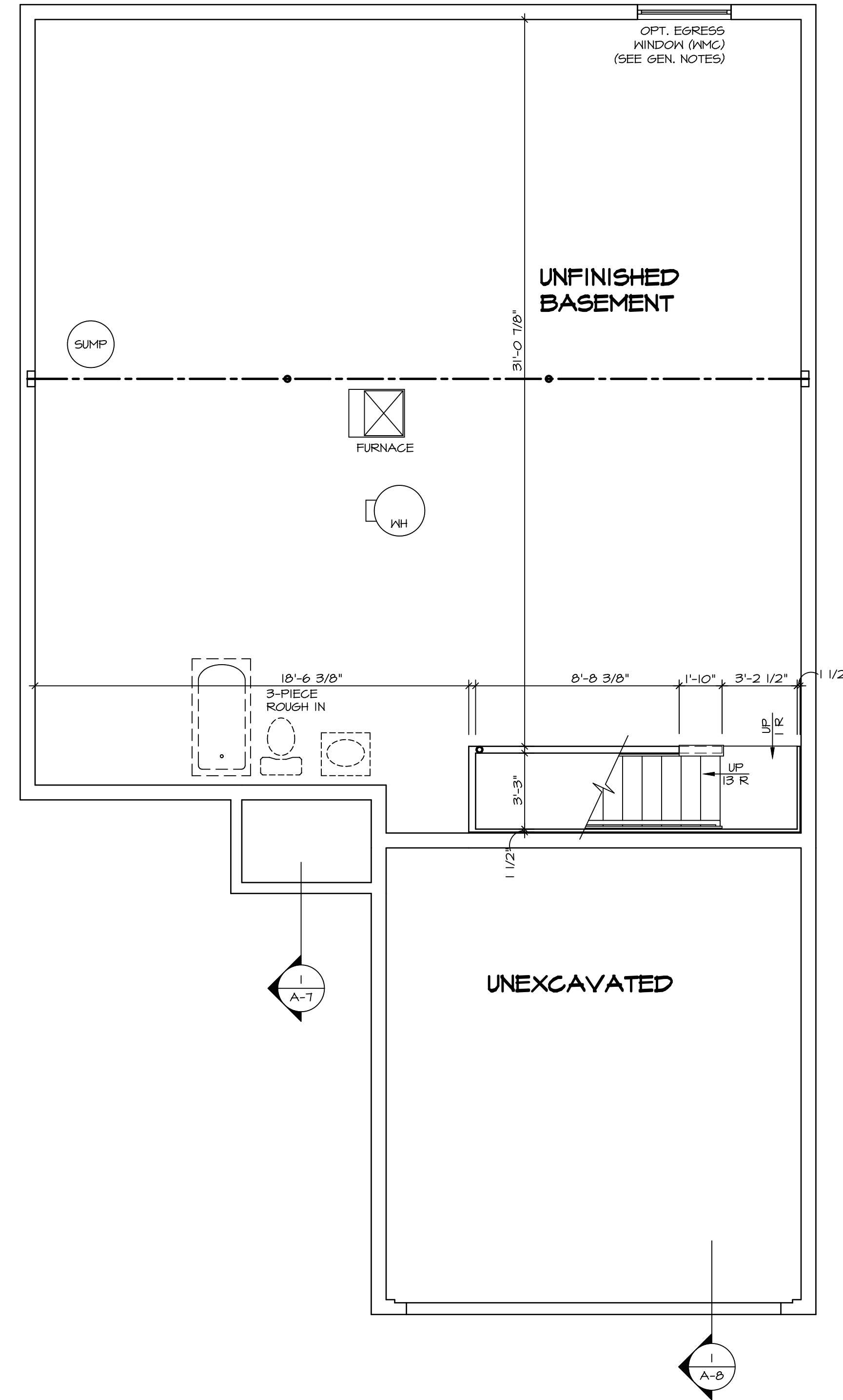
BASEMENT JACK SCHEDULE				
IDENTIFIER	DESCRIPTION	OPTIONS	ENG. NUM.	REMARKS

LEGEND	
	BEARING WALL
	NON BEARING WALL
	INDICATES BEARING FROM POINT-LOAD ABOVE JACKS
	JACKS
	BEAM/HEADER
	PAD FOOTING
	STEEL COLUMN
	TRUSS TIE DOWN
	PORTAL FRAME
	JOIST/TRUSS
	LVL
	ENGINEERING PAGE NUMBER

SEE FC DETAILS FOR FRAMING CONNECTORS

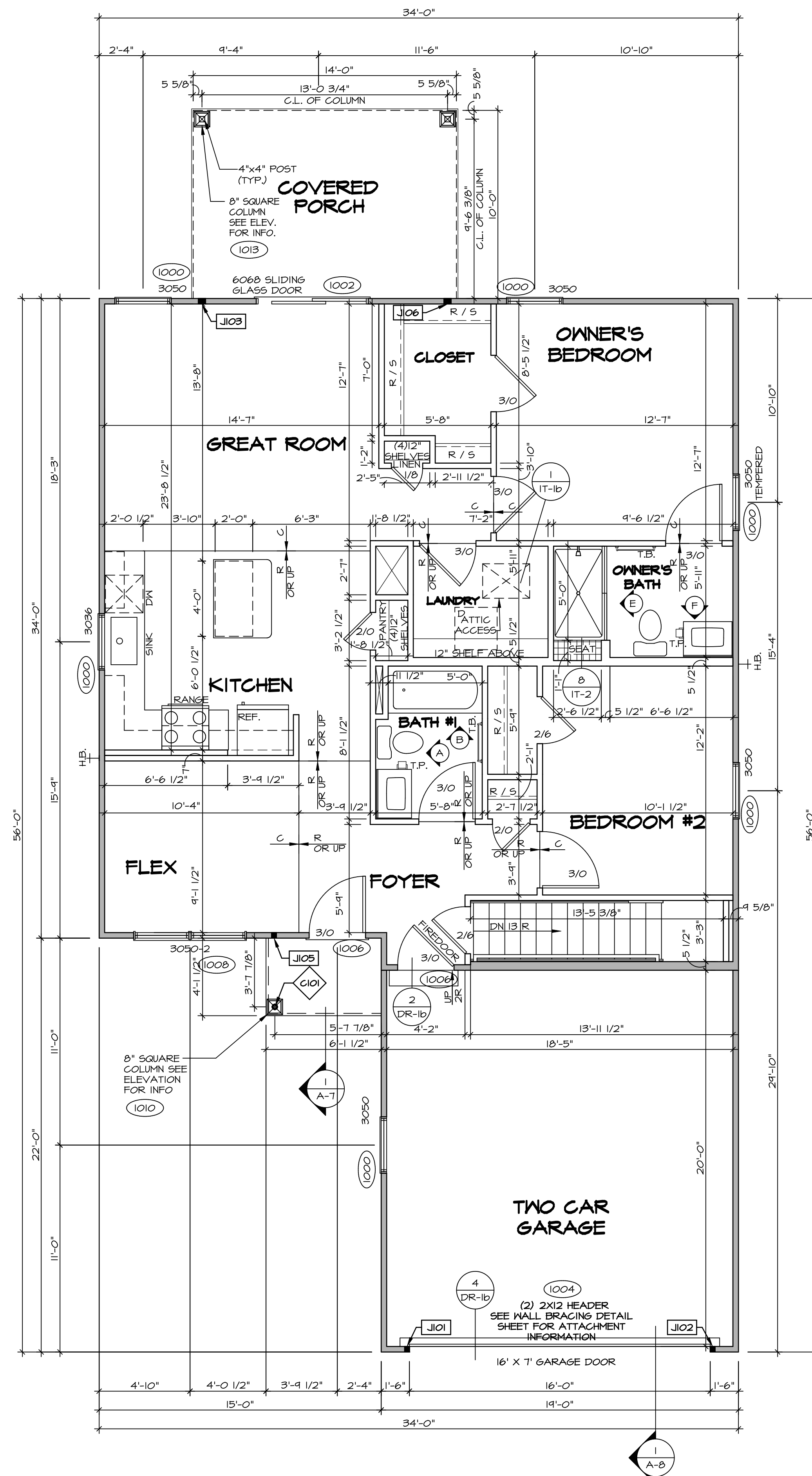
- FLOOR PLAN NOTES**
- ALL HEADERS ARE (2) 2x6 w/ 2x4 WALLS OR (3) 2x6 w/ 2x6 WALLS, UNLESS OTHERWISE NOTED.
  - ALL HEADERS TO HAVE (1) 2x4 OR 2x6 JACK AND KING STUD EACH END, UNLESS OTHERWISE NOTED. MULTI-OPENING HEADERS TO HAVE (2) JACKS AT INTERMEDIATE BEARING, UNLESS OTHERWISE NOTED. NO ADDITIONAL FLOOR SYSTEM BLOCKING OR CONTINUOUS LOAD PATH JACKS ARE REQUIRED UNLESS OTHERWISE NOTED.
  - ALL EXTERIOR WALLS TO BE 4" w/ OSB OR 3 1/2" w/ LAMINATED FIBROUS STRUCTURAL SHEATHING, ALL INTERIOR WALLS TO BE 3 1/2", UNLESS OTHERWISE NOTED.
  - HATCHED AREAS INDICATE DROPPED CEILINGS, ALL DROPPED CEILINGS ARE 12" UNLESS OTHERWISE NOTED.
  - SEE "BRACED WALL PANEL DETAIL SHEET" FOR SPECIAL WALL FRAMING LOCATIONS AND HEADER SIZES, IF APPLICABLE.
  - SEE STANDARD DETAIL CATEGORY "IT" SHEET(S) FOR INTERIOR TRIM DETAILS.
  - SEE ARCHITECTURAL DETAIL SHEET "AD" FOR HOUSE SPECIFIC INTERIOR TRIM OPTION TABLE.
  - ALL HEADERS IN NON-BEARING WALLS SHALL BE A SINGLE FLAT 2x4 OR 2x6 ATTACHED TO CRIPPLES ABOVE, UNLESS OTHERWISE NOTED.
  - TANKED WATER HEATER SHOWN AS BASE CONDITION, OPTIONAL TANKLESS WATER HEATER IS AVAILABLE IN LIEU OF TANKED WATER HEATER.

- GYPSUM NOTES**
- AT GARAGE:  
GYPSUM BOARD AT COMMON WALLS, CEILINGS, BEAM WRAPS AND SUPPORTS PER STANDARD DETAIL FA-1(b) FIRE ASSEMBLIES OR AS REQUIRED BY LOCAL CODE.
- AT STAIRS:  
1/2" GYPSUM BOARD AT UNDERSIDE OF STAIRS AND WALLS IN CLOSET



**BASEMENT FLOOR PLAN**  
SCALE: 1/4" = 1'-0"

SHEET NO. <b>A-5</b>	MODEL <b>ARUBA BAY</b>	SET NO. <b>ABY00</b>	VERSION <b>01</b>
		DRAWN BY	DATE:
DRAWING TITLE <b>BASEMENT FLOOR PLAN</b>	OPTION DESCRIPTION	OPTION	
		<b>9</b>	
DIV-COMM-LOT-UNIT <b>DCY-S3-0227</b> COMM-LOT <b>SAYERS MILL - LIFESTYLE - 0227</b> STREET ADDRESS <b>5600 SAYERS MILL DR.</b> CITY <b>MIDDLETOWN</b>		STATE <b>OH</b>	ZIP <b>45042</b>
© NVR, Inc. expressly reserves the right to modify these plans without notice. These plans are not to be reproduced, changed or altered in any way without the written consent of NVR, Inc.		<b>NVR</b> NVR, Inc. Suite 100 Frederick, MD 21703	
C:\NVR\Solves\ARUBA_BAY_ABY00_01\DCY-S3-0227\31989665\Sheet\Lot_Specific\9 A-5 BSMT_L5.dwg 10/06/21 - 3:09 pm			



**FIRST FLOOR PLAN**  
SCALE: 1/4" = 1'-0"

**LEGEND**

- BEARING WALL
- - - NON BEARING WALL
- ⊗ INDICATES BEARING FROM POINT-LOAD ABOVE
- J JACKS
- B BEAM/HEADER
- F PAD FOOTING
- ◇ STEEL COLUMN
- X TRUSS TIE DOWN
- X PORTAL FRAME
- X JOIST/TRUSS
- L LVL
- ⓧ ENGINEERING PAGE NUMBER

SEE FC DETAILS FOR FRAMING CONNECTORS

- FLOOR PLAN NOTES** RYAN
1. ALL HEADERS ARE (2) 2x6 w/ 2x4 WALLS OR (3) 2x6 w/ 2x6 WALLS, UNLESS OTHERWISE NOTED.
  2. ALL HEADERS TO HAVE (1) 2x4 OR 2x6 JACK AND KING STUD EACH END, UNLESS OTHERWISE NOTED.
  3. ALL EXTERIOR WALLS TO BE 4" w/ OSB OR 3 1/2" w/ LAMINATED FIBROUS STRUCTURAL SHEATHING, ALL INTERIOR WALLS TO BE 5 1/2" UNLESS OTHERWISE NOTED.
  4. HATCHED AREAS INDICATE DROPPED CEILING. ALL DROPPED CEILING ARE 12" UNLESS OTHERWISE NOTED.
  5. SEE "BRACED WALL PANEL DETAIL SHEET" FOR SPECIAL WALL FRAMING LOCATIONS AND HEADER SIZES, IF APPLICABLE.
  6. SEE STANDARD DETAIL CATEGORY "IT" SHEET(S) FOR INTERIOR TRIM DETAILS.
  7. SEE ARCHITECTURAL DETAIL SHEET "AD" FOR HOUSE SPECIFIC INTERIOR TRIM OPTION TABLE.
  8. ALL WINDOWS HAVE 1'-0 1/2" HEADER HEIGHT UNLESS OTHERWISE NOTED.
  9. ALL HEADERS IN NON-BEARING WALLS SHALL BE A SINGLE FLAT 2X4 OR 2X6 ATTACHED TO CRIPPLES ABOVE, UNLESS OTHERWISE NOTED.
  10. TANKED WATER HEATER SHOWN AS BASE CONDITION, OPTIONAL TANKLESS WATER HEATER IS AVAILABLE IN LIEU OF TANKED WATER HEATER.

- GYPSUM NOTES**
- AT GARAGE:  
GYPSUM BOARD AT COMMON WALLS, CEILING, BEAM WRAPS AND SUPPORTS PER STANDARD DETAIL FA-1(b) FIRE ASSEMBLIES OR AS REQUIRED BY LOCAL CODE.
- AT STAIRS:  
1/2" GYPSUM BOARD AT UNDERSIDE OF STAIRS AND WALLS IN CLOSET

**FIRST FLOOR JACK SCHEDULE**

IDENTIFIER	DESCRIPTION	OPTIONS	ENG. NUM.	REMARKS
J101	JACK - (2) 2X4 SPF STUD GRADE		1004	
J102	JACK - (2) 2X4 SPF STUD GRADE		1004	
J103	JACK - (3) 2X4 SPF STUD GRADE		1013	
J105	JACK - (2) 2X4 SPF STUD GRADE	ELL	1010	
J106	JACK - (3) 2X4 SPF STUD GRADE		1013	

**STEEL COLUMN SCHEDULE**

IDENTIFIER	STYLE	HEIGHT	ENG. NUM.	REMARKS
C101	STANCHION PORCH - 3 IN DIA 116A ADJ	8'-0 5/8"	1011	

MODEL: ARUBA BAY  
DRAWING TITLE: FIRST FLOOR PLAN  
OPTION DESCRIPTION: A-6

SET NO. A-6  
VERSION: 01  
DRAWN BY:  
DATE:  
OPTION:

SHEET NO. 10

DCY-S3-0227  
COMM-Lot  
STREET ADDRESS: 5600 SAYERS MILL DR.  
CITY: MIDDLETOWN  
STATE: OH  
ZIP: 45042

RYAN

© NVR, Inc. expressly reserves the right to modify or amend these plans at any time without notice. These plans are not to be reproduced, changed or copied in any way without the written consent of NVR, Inc.

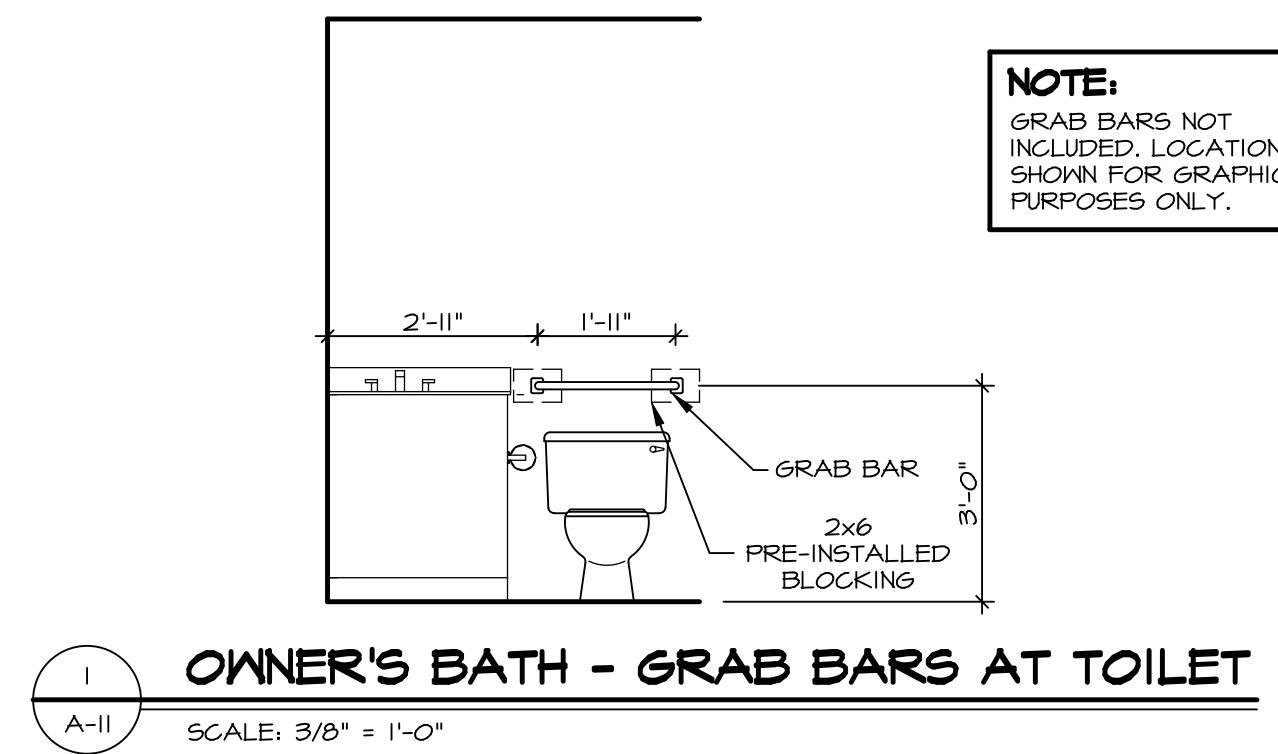
**NVR**  
NVR, Inc. Suite 100  
Frederick, MD 21703

C:\NVR\Solves\ARUBA\_BAY\_A-6\00\_01\DCY-S3-0227\398966\Sheet\Lot\_Specific\10\_A-6\_PLN1\_LS.dwg 10/06/21 - 3:09 am

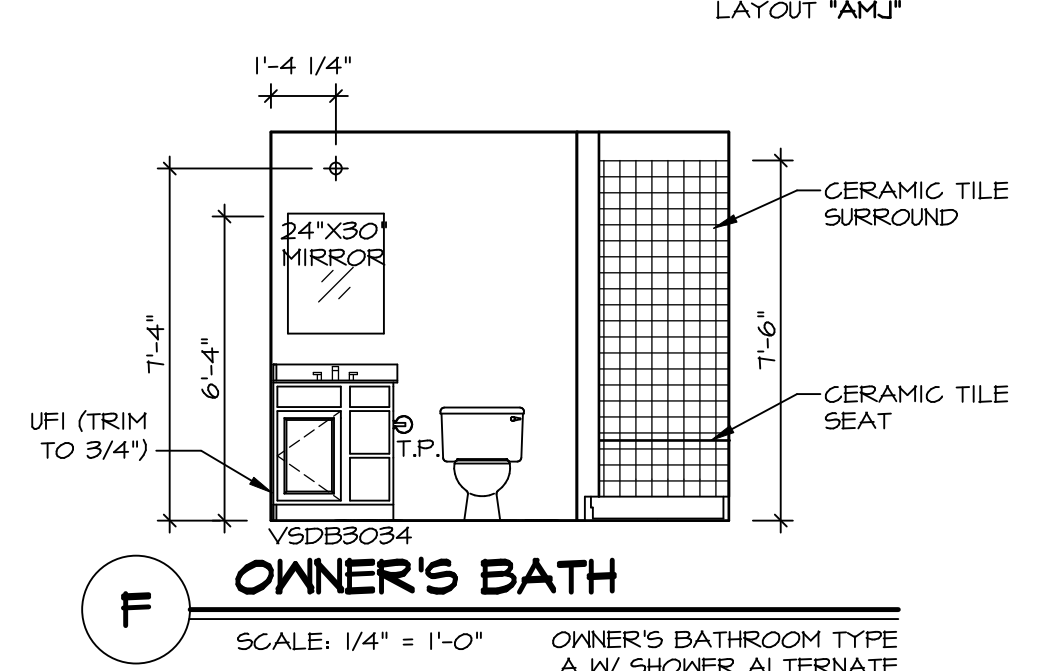
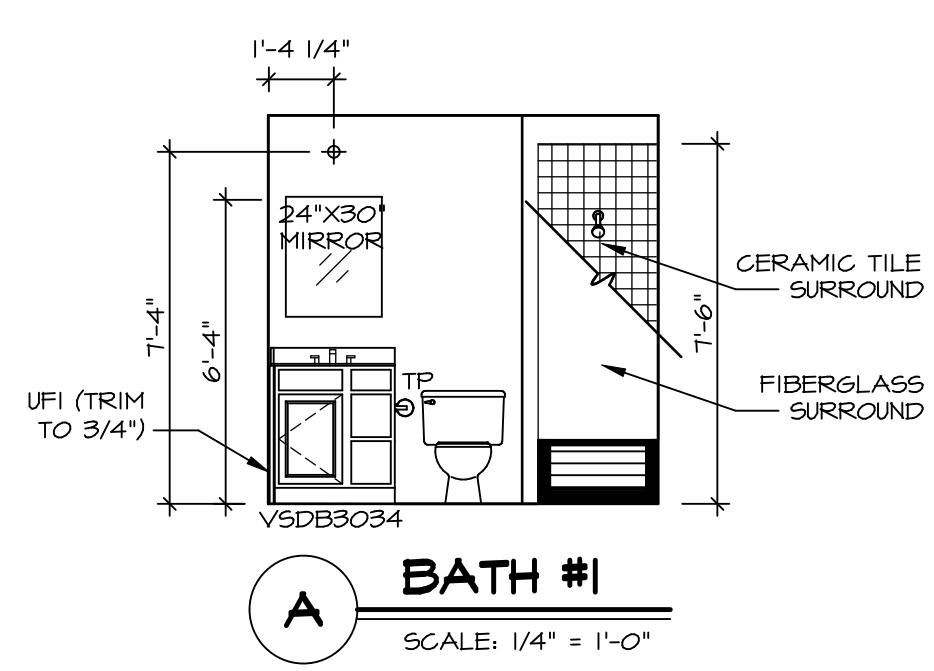
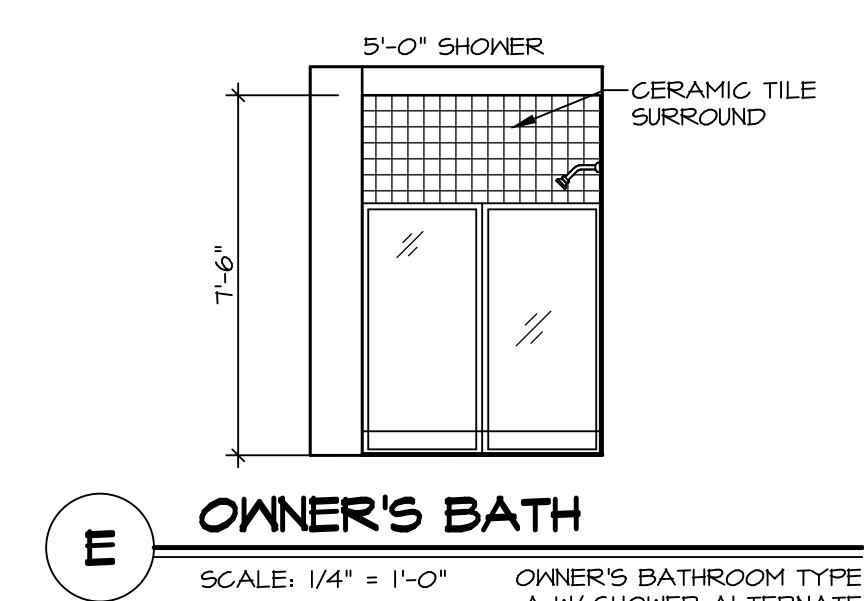
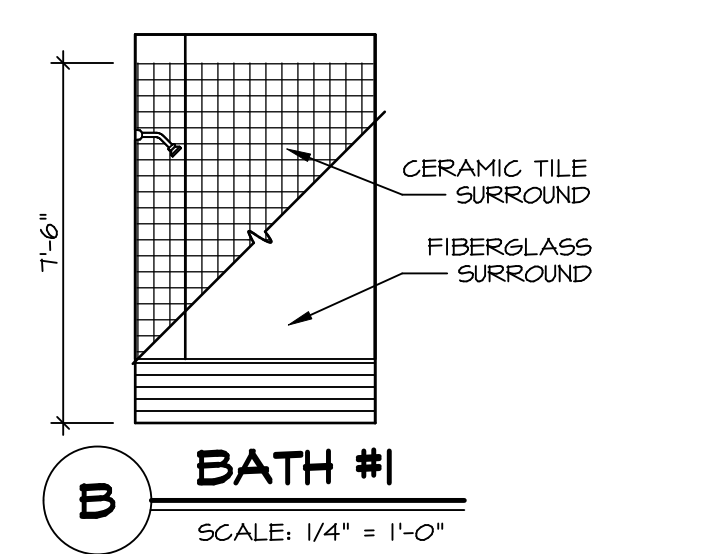
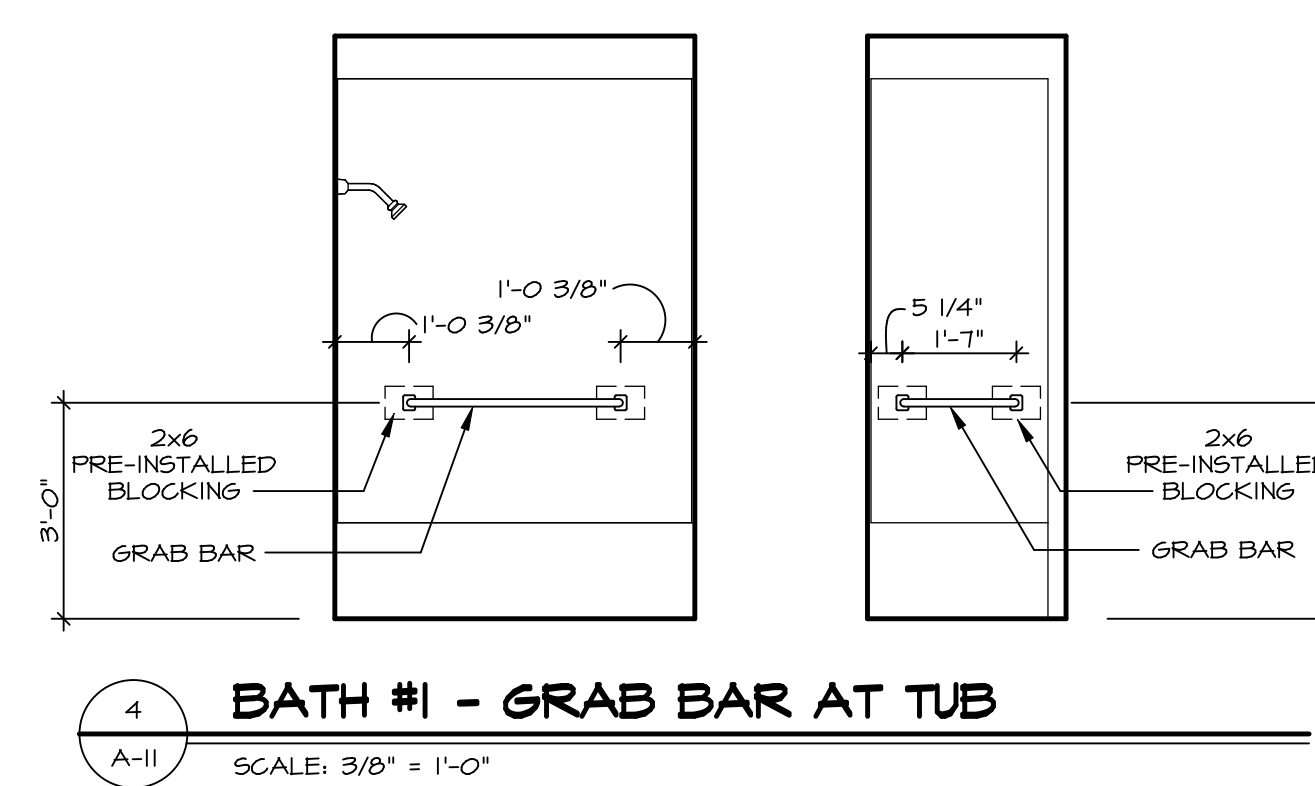
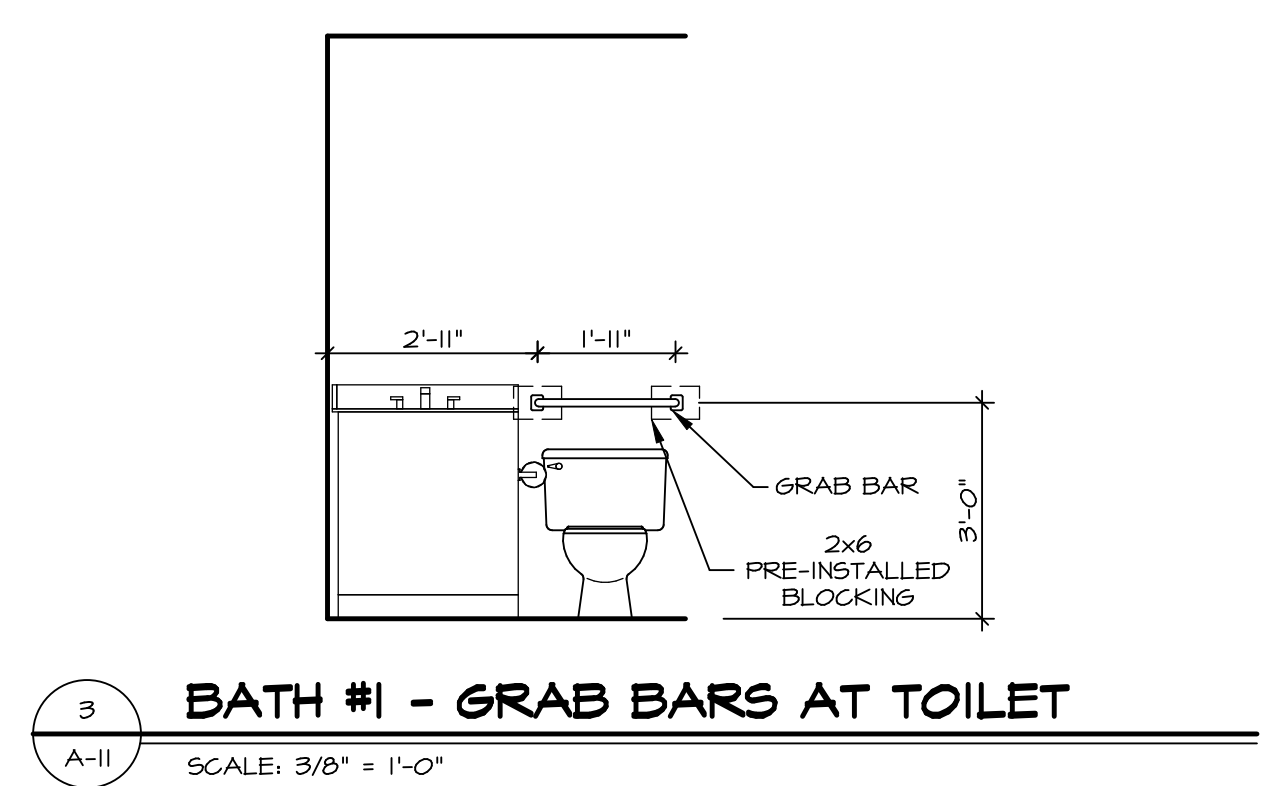
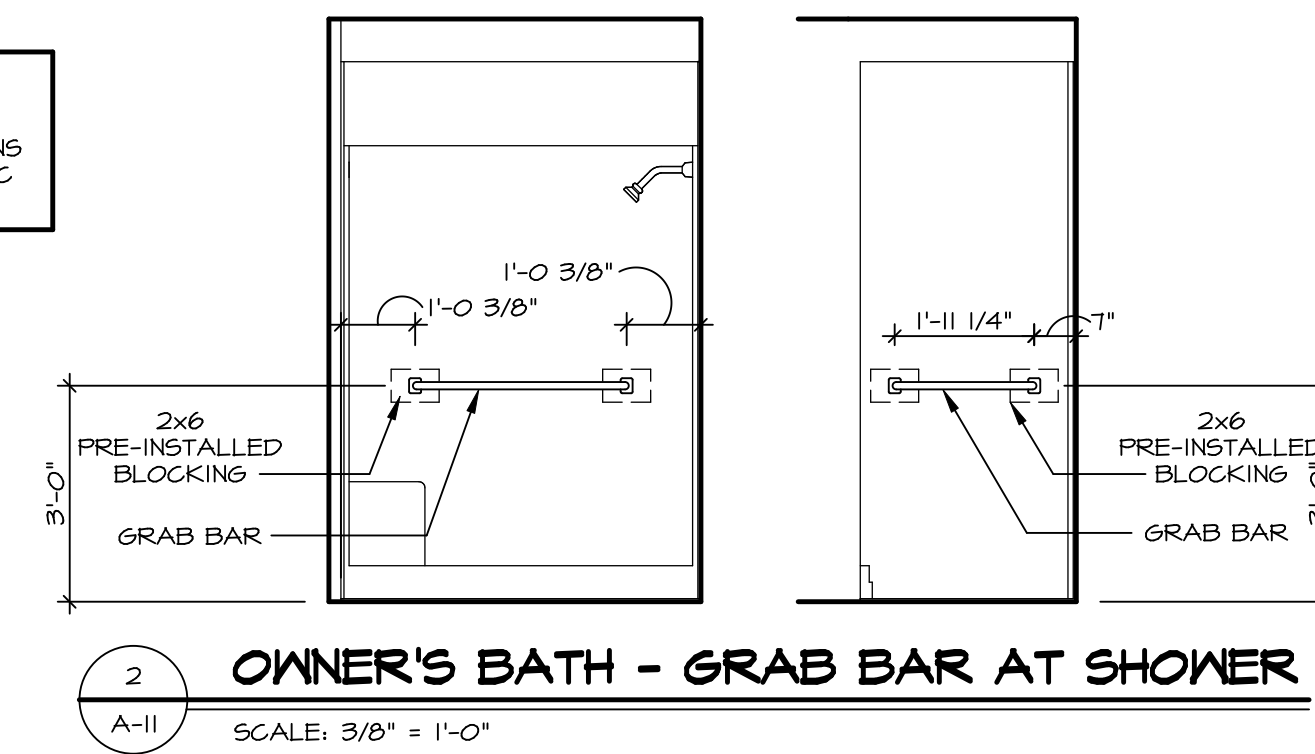


**NOTES:**

- TEMPERED GLASS SHOWER ENCLOSURE WITH SWING DOOR OR OPTIONAL SLIDING DOOR BY DIVISION.
- TUB ACCESS PANELS PROVIDED AS NEEDED, ALL MATERIALS BY DIVISION.
- ALL BATH ELEVATIONS ARE SHOWN PER PLAN.
- ALL V5DB24-42 DRAWERS TO BE SET ON RIGHT HAND.



**NOTE:**  
GRAB BARS NOT INCLUDED. LOCATIONS SHOWN FOR GRAPHIC PURPOSES ONLY.



SHEET NO. <b>A-11</b>	MODEL <b>ARUBA BAY</b>	SET NO. <b>ABY00</b>	OPTION DESCRIPTION
	DRAWING TITLE <b>BATH ELEVATIONS</b>	VERSION <b>01</b>	
DATE: <b>15</b>	DRAWING TITLE <b>BATH ELEVATIONS</b>	DATE:	OPTION
	DRAWING TITLE <b>BATH ELEVATIONS</b>	DATE:	OPTION

© NVR, Inc. expressly reserves the right to modify these plans without notice. These plans are not to be reproduced, changed or altered in any way without the written consent of NVR, Inc.

**NVR**  
NVR, Inc. Suite 100  
Frederick, MD 21703

DIV-COMM-LOT-UNIT  
**DCY-S3-0227**  
COMM-LOT  
**SAYERS MILL - LIFESTYLE - 0227**  
STREET ADDRESS  
**5600 SAYERS MILL DR.**  
CITY  
**MIDDLETOWN** STATE  
**OH** ZIP  
**45042**

C:\NVR\Solves\ARUBA\_BAY\ABY00\_01\DCY-S3-0227\398966A\_Sheets\Lot\_Specific\15\_A-11\_BATH\_LS.dwg 10/06/21 - 3:10 am