

1  
A-5 **PLUMBING PLAN**  
SCALE: 1/4" = 1'-0"

**NOTE**  
 RADON REMEDIATION  
 RADON LOOP:  
 - (4") PERFORATED HDPE "LOOP"  
 - MUST BE PLACED IN STONE BED SLIGHTLY HIGHER THAN ANY INTERIOR DRAINTILE  
 - LOOP TO BE SEPARATE FROM ANY DRAINTILE ELEMENTS  
 - TO BE CORRUGATED HDPE PIPE  
 - SCREENS TO BE INSTALLED THROUGH LOOP AT TEE UP INTO STACK  
 STACK REQUIREMENTS:  
 - 3" PVC STACK (4" IF BASEMENT IS GREATER THAN 2200 SQFT.)  
 - NO PART OF STACK IS TO BE HORIZONTAL (45° ELBOWS PERMITTED AS REQUIRED)  
 - PIPE TO BE PHYSICALLY LABELED IN THE FIELD AS "RADON VENT" OR OTHER JURISDICTIONALLY REQUIRED LANGUAGE (ON EVERY LEVEL OF HOUSE)  
 - ROOF TERMINATION TO BE IN TOP 1/3 OF ROOF  
 - SCREEN OR VENT CAP INSTALLED TO KEEP PESTS OUT OF RADON VENT AT ROOF TERMINATION.

SHEET NO. <b>A-5</b>	MODEL <b>ASPEN</b>	SET NO. <b>ASPOO</b>	DIV-COMM-LOT-UNIT <b>DCY-SA-5561</b>
	DRAWING TITLE <b>PLUMBING PLAN</b>	VERSION <b>01</b>	
OPTION DESCRIPTION <b>7</b>	DATE:	OPTION	STREET ADDRESS <b>1884 ANELLA WAY</b>
			CITY <b>DAYTON</b>
			STATE <b>OH</b>
			ZIP <b>45424</b>

© NVR, Inc. expressly reserves the right to modify these plans without notice. No part of these plans may be reproduced, stored in a retrieval system, or transmitted in any form or by any means, electronic, mechanical, photocopying, recording, or by any information storage and retrieval system, without the prior written permission of NVR, Inc.

**NVR**  
 NVR, Inc. Suite 100  
 Frederick, MD 21703  
 5285 Washburne

C:\NVR\Solves\ASPEN\_ASP00\_01\DCY-SA-5561\226682\SheetA Lot\_Specific\7 A-5 PLUMB\_LS.dwg 03/03/21 - 2:51 am

LEGEND	
	BEARING WALL
	NON BEARING WALL
	INDICATES BEARING FROM POINT-LOAD ABOVE
	JACKS
	BEAM/HEADER
	PAD FOOTING
	STEEL COLUMN
	TRUSS TIE DOWN
	PORTAL FRAME
	JOIST/TRUSS
	LVL
	ENGINEERING PAGE NUMBER

SEE FC DETAILS FOR FRAMING CONNECTORS

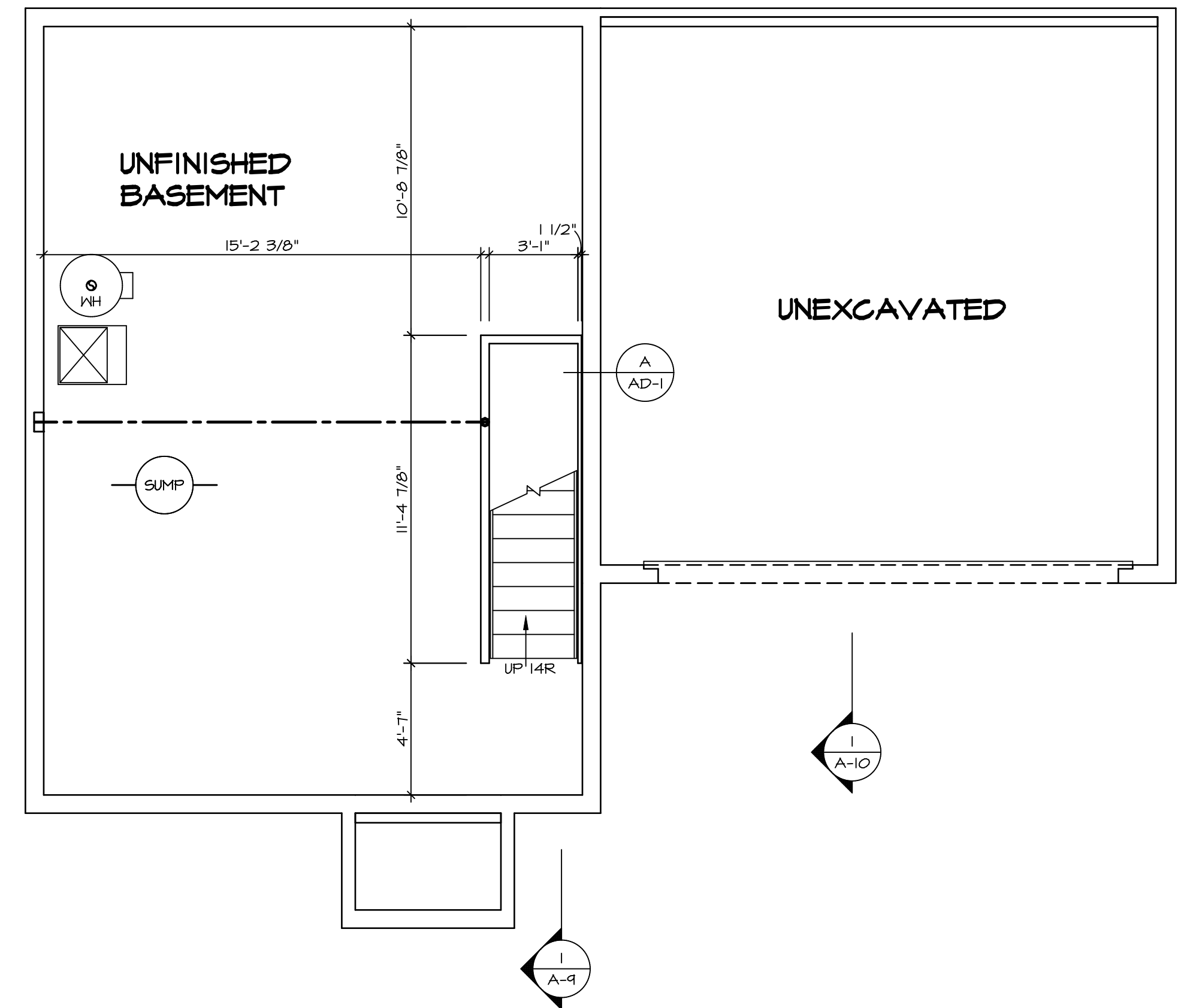
- FLOOR PLAN NOTES**
- ALL HEADERS ARE (2) 2x6 w/ 2x4 WALLS OR (3) 2x6 w/ 2x6 WALLS, UNLESS OTHERWISE NOTED.
  - ALL HEADERS TO HAVE (1) 2x4 OR 2x6 JACK AND KING STUD EACH END, UNLESS OTHERWISE NOTED. MULTI-OPENING HEADERS TO HAVE (2) JACKS AT INTERMEDIATE BEARINGS, UNLESS OTHERWISE NOTED. NO ADDITIONAL FLOOR SYSTEM BLOCKING OR CONTINUOUS LOAD PATH JACKS ARE REQUIRED UNLESS OTHERWISE NOTED.
  - ALL EXTERIOR WALLS TO BE 4" w/ OSB OR 3 1/2" w/ LAMINATED FIBROUS STRUCTURAL SHEATHING, ALL INTERIOR WALLS TO BE 3 1/2", UNLESS OTHERWISE NOTED.
  - HATCHED AREAS INDICATE DROPPED CEILINGS. ALL DROPPED CEILINGS ARE 12" UNLESS OTHERWISE NOTED.
  - SEE "BRACED WALL PANEL DETAIL SHEET" FOR SPECIAL WALL FRAMING LOCATIONS AND HEADER SIZES, IF APPLICABLE.
  - SEE STANDARD DETAIL CATEGORY "11" SHEET(S) FOR INTERIOR TRIM DETAILS.
  - SEE ARCHITECTURAL DETAIL SHEET "AD" FOR HOUSE SPECIFIC INTERIOR TRIM OPTION TABLE.
  - ALL WINDOWS HAVE T-O 1/2" HEADER HEIGHT UNLESS OTHERWISE NOTED.
  - ALL HEADERS IN NON-BEARING WALLS SHALL BE A SINGLE FLAT 2x4 OR 2x6 ATTACHED TO CRIPPLES ABOVE, UNLESS OTHERWISE NOTED.
  - TANKED WATER HEATER SHOWN AS BASE CONDITION, OPTIONAL TANKLESS WATER HEATER IS AVAILABLE IN LIEU OF TANKED WATER HEATER.

**GYPSUM NOTES**

AT GARAGE:  
GYPSUM BOARD AT COMMON WALLS, CEILING, BEAM WRAPS AND SUPPORTS PER STANDARD DETAIL FA-1(b) FIRE ASSEMBLIES OR AS REQUIRED BY LOCAL CODE.

AT STAIRS:  
1/2" GYPSUM BOARD AT UNDERSIDE OF STAIRS AND WALLS IN CLOSET

BASEMENT JACK SCHEDULE			
IDENTIFIER	DESCRIPTION	ENG. NUM.	REMARKS



**BASEMENT FLOOR PLAN**  
SCALE: 1/4" = 1'-0"

© NVR, Inc. expressly reserves the right to modify these plans without notice. These plans are not to be reproduced, changed or altered in any way without the written consent of NVR, Inc.

**NVR**  
NVR, Inc. Suite 100  
Frederick, MD 21703

5285 Washburn Lane, Suite 100  
Frederick, MD 21703

03/03/21 - 2:51 am

C:\NVR\Solves\ASPEN\_ASPEN\_ASPEN\_ASPEN\_01\DCY-SA-556\226682\Sheet\Lot\_Specific\B A-6 BSMT\_LS.dwg

DIV-COMM-LOT-UNIT  
**DCY-SA-5561**

COMM-LOT  
FINNACLE RIDGE - E561

STREET ADDRESS  
1884 ANELLA WAY

CITY  
DAYTON

STATE  
OH

ZIP  
45424

APT. NO.  
----

MODEL  
**ASPEN**

DRAWING TITLE  
**BASEMENT FLOOR PLAN**

OPTION DESCRIPTION  
8

SHEET NO.  
**A-6**

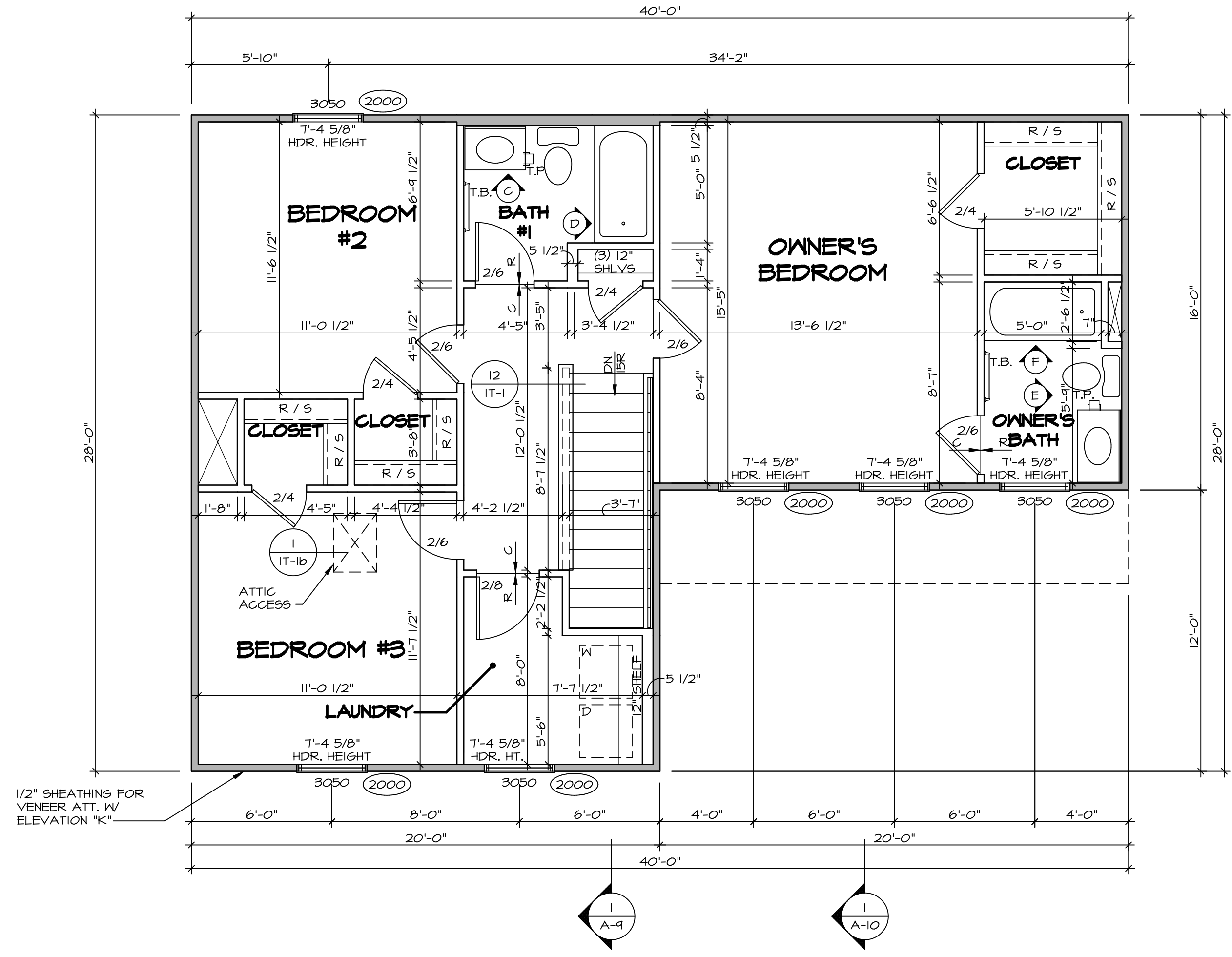
SET NO. ASPOO  
VERSION 01  
DRAWN BY  
DATE:  
OPTION

LEGEND	
	BEARING WALL
	NON BEARING WALL
	INDICATES BEARING FROM POINT-LOAD ABOVE
	JACKS
	BEAM/HEADER
	PAD FOOTING
	STEEL COLUMN
	TRUSS TIE DOWN
	PORTAL FRAME
	JOIST/TRUSS
	LVL
	ENGINEERING PAGE NUMBER

SEE FC DETAILS FOR FRAMING CONNECTORS

- FLOOR PLAN NOTES**
- ALL HEADERS ARE (2) 2x6 w/ 2x4 WALLS OR (3) 2x6 w/ 2x6 WALLS, UNLESS OTHERWISE NOTED.
  - ALL HEADERS TO HAVE (1) 2x4 OR 2x6 JACK AND KING STUD EACH END, UNLESS OTHERWISE NOTED. MULTI-OPENING HEADERS TO HAVE (2) JACKS AT INTERMEDIATE BEARINGS, UNLESS OTHERWISE NOTED. NO ADDITIONAL FLOOR SYSTEM BLOCKING OR CONTINUOUS LOAD PATH JACKS ARE REQUIRED UNLESS OTHERWISE NOTED.
  - ALL EXTERIOR WALLS TO BE 4" w/ OSB OR 3 1/2" w/ LAMINATED FIBROUS STRUCTURAL SHEATHING, ALL INTERIOR WALLS TO BE 3 1/2", UNLESS OTHERWISE NOTED. HATCHED AREAS INDICATE DROPPED CEILING. ALL DROPPED CEILINGS ARE 12" UNLESS OTHERWISE NOTED.
  - SEE "BRACED WALL PANEL DETAIL SHEET" FOR SPECIAL WALL FRAMING LOCATIONS AND HEADER SIZES, IF APPLICABLE.
  - SEE STANDARD DETAIL CATEGORY "11" SHEET(S) FOR INTERIOR TRIM DETAILS.
  - SEE ARCHITECTURAL DETAIL SHEET "AD" FOR HOUSE SPECIFIC INTERIOR TRIM OPTION TABLE.
  - ALL WINDOWS HAVE T-O 1/2" HEADER HEIGHT UNLESS OTHERWISE NOTED.
  - ALL HEADERS IN NON-BEARING WALLS SHALL BE A SINGLE FLAT 2x4 OR 2x6 ATTACHED TO CRIPPLES ABOVE, UNLESS OTHERWISE NOTED.
  - TANKED WATER HEATER SHOWN AS BASE CONDITION, OPTIONAL TANKLESS WATER HEATER IS AVAILABLE IN LIEU OF TANKED WATER HEATER.

- GYPSUM NOTES**
- AT GARAGE:  
GYPSUM BOARD AT COMMON WALLS, CEILING, BEAM WRAPS AND SUPPORTS PER STANDARD DETAIL FA-1(b) FIRE ASSEMBLIES OR AS REQUIRED BY LOCAL CODE.
- AT STAIRS:  
1/2" GYPSUM BOARD AT UNDERSIDE OF STAIRS AND WALLS IN CLOSET



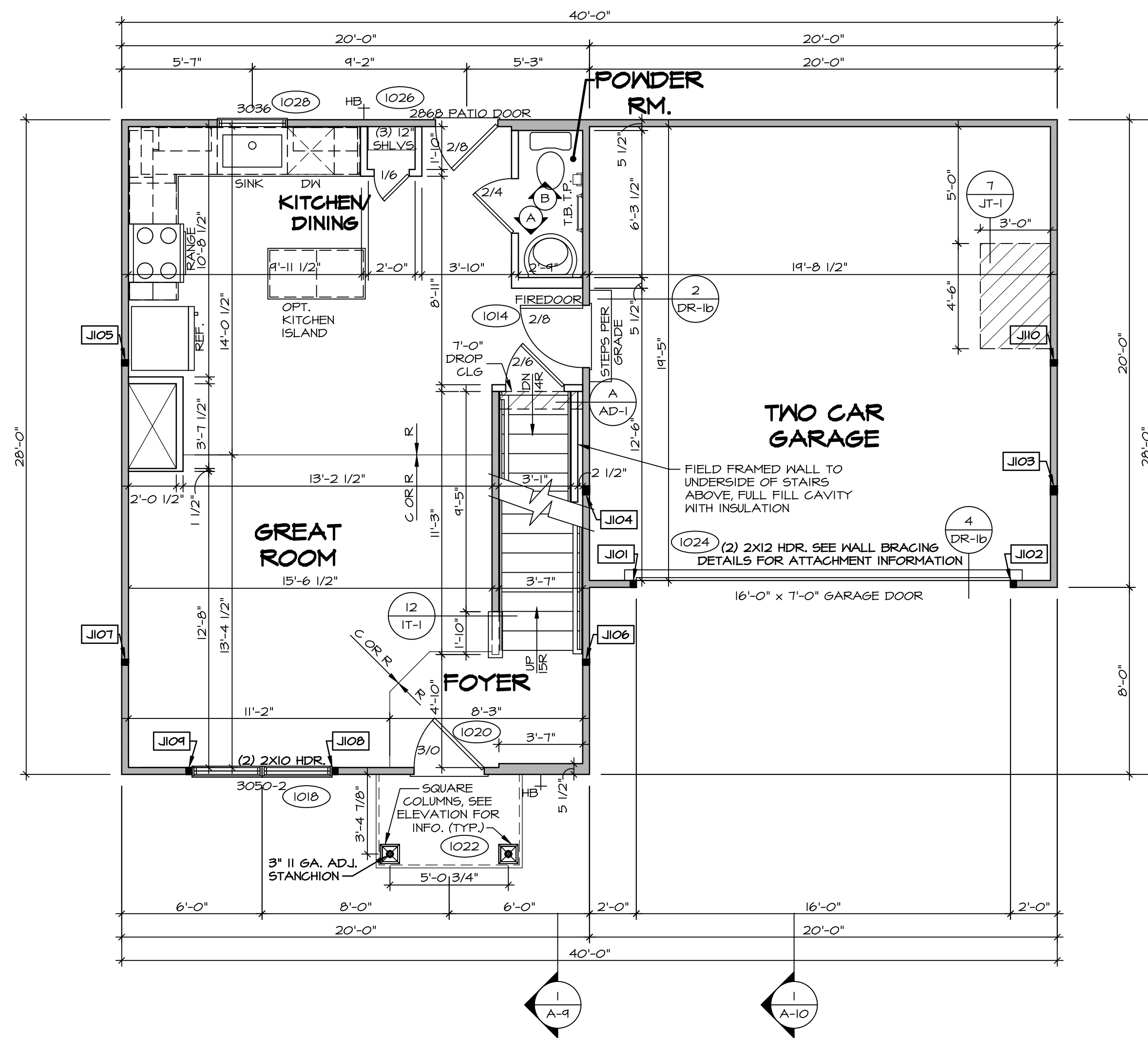
**SECOND FLOOR PLAN**  
SCALE: 1/4" = 1'-0"

SHEET NO. <b>A-8</b>	MODEL <b>ASPEN</b>	SET NO. <b>ASPOO</b>	DIV-COMM-LOT-UNIT <b>DCY-SA-5561</b>
	DRAWING TITLE <b>SECOND FLOOR PLAN</b>	VERSION <b>01</b>	
OPTION DESCRIPTION <b>10</b>	DATE:	STREET ADDRESS <b>1884 ANELLA WAY</b>	APT. NO. ----
		CITY <b>DAYTON</b>	STATE <b>OH</b>
		ZIP <b>45424</b>	

© NVR, Inc. expressly reserves the right to modify these plans without notice. These plans are not to be reproduced, changed or copied in any way without the written consent of NVR, Inc.

**NVR**  
NVR, Inc. Suite 100  
Frederick, MD 21703

C:\NVR\Solves\ASPEN\_ASPOO\_01\DCY-SA-5561\226682\Sheet\Lot\_Specific\10\_A-8\_PLN2\_LS.dwg 03/03/21 - 2:52 am



**FIRST FLOOR PLAN**  
SCALE: 1/4" = 1'-0"

**LEGEND**

[Symbol]	BEARING WALL
[Symbol]	NON BEARING WALL
[Symbol]	INDICATES BEARING FROM POINT-LOAD ABOVE
[Symbol]	JACKS
[Symbol]	BEAM/HEADER
[Symbol]	PAD FOOTING
[Symbol]	STEEL COLUMN
[Symbol]	TRUSS TIE DOWN
[Symbol]	PORTAL FRAME
[Symbol]	JOIST/TRUSS
[Symbol]	LVL
[Symbol]	ENGINEERING PAGE NUMBER

SEE FC DETAILS FOR FRAMING CONNECTORS

- FLOOR PLAN NOTES**
- ALL HEADERS ARE (2) 2x6 w/ 2x4 WALLS OR (3) 2x6 w/ 2x6 WALLS, UNLESS OTHERWISE NOTED.
  - ALL HEADERS TO HAVE (1) 2x4 OR 2x6 JACK AND KING STUD EACH END, UNLESS OTHERWISE NOTED. MULTI-OPENING HEADERS TO HAVE (2) JACKS AT INTERMEDIATE BEARINGS, UNLESS OTHERWISE NOTED. NO ADDITIONAL FLOOR SYSTEM BLOCKING OR CONTINUOUS LOAD PATH JACKS ARE REQUIRED UNLESS OTHERWISE NOTED.
  - ALL EXTERIOR WALLS TO BE 4" w/ OSB OR 3 1/2" w/ LAMINATED FIBROUS STRUCTURAL SHEATHING, ALL INTERIOR WALLS TO BE 3 1/2", UNLESS OTHERWISE NOTED. HATCHED AREAS INDICATE DROPPED CEILING. ALL DROPPED CEILING ARE 12" UNLESS OTHERWISE NOTED.
  - SEE "BRACED WALL PANEL DETAIL SHEET" FOR SPECIAL WALL FRAMING LOCATIONS AND HEADER SIZES, IF APPLICABLE.
  - SEE STANDARD DETAIL CATEGORY "11" SHEET(S) FOR INTERIOR TRIM DETAILS.
  - SEE ARCHITECTURAL DETAIL SHEET "AD" FOR HOUSE SPECIFIC INTERIOR TRIM OPTION TABLE.
  - ALL WINDOWS HAVE 1"-0 1/2" HEADER HEIGHT UNLESS OTHERWISE NOTED.
  - ALL HEADERS IN NON-BEARING WALLS SHALL BE A SINGLE FLAT 2x4 OR 2x6 ATTACHED TO CRIPPLES ABOVE, UNLESS OTHERWISE NOTED.
  - TANKED WATER HEATER SHOWN AS BASE CONDITION, OPTIONAL TANKLESS WATER HEATER IS AVAILABLE IN LIEU OF TANKED WATER HEATER.

- GYPSUM NOTES**
- AT GARAGE:  
GYPSUM BOARD AT COMMON WALLS, CEILING, BEAM WRAPS AND SUPPORTS PER STANDARD DETAIL FA-1(b) FIRE ASSEMBLIES OR AS REQUIRED BY LOCAL CODE.
- AT STAIRS:  
1/2" GYPSUM BOARD AT UNDERSIDE OF STAIRS AND WALLS IN CLOSET

**FIRST FLOOR JACK SCHEDULE**

IDENTIFIER	DESCRIPTION	ENG. NUM.	REMARKS
J101	JACK - (2) 2X4 SFF STUD GRADE	1024	
J102	JACK - (2) 2X4 SFF STUD GRADE	1024	
J103	JACK - (3) 2X4 SFF#1	1016	
J104	JACK - (3) 2X4 SFF#1	1016	
J105	JACK - (2) 2X4 SFF STUD GRADE	1012	
J106	JACK - (2) 2X4 SFF STUD GRADE	1012	
J107	JACK - (2) 2X4 SFF STUD GRADE	1012	
J108	JACK - (2) 2X4 SFF STUD GRADE	1012	
J109	JACK - (2) 2X4 SFF STUD GRADE	1012	
J110	JACK - (2) 2X4 SFF STUD GRADE	1012	

DIV-COMM-LOT-UNIT  
**DCY-SA-5561**  
 COMM-LOT  
 FINNACLE RIDGE - 5561  
 STREET ADDRESS  
 1884 ANELLA WAY  
 CITY DAYTON STATE OH ZIP 45424  
 APT. NO. ---

© NVR, Inc. expressly reserves the right to modify these plans without notice. These plans are not to be reproduced, changed or altered in any way without the written consent of NVR, Inc.

**NVR**  
 NVR, Inc. Suite 100  
 5285 Washington Blvd.  
 Frederick, MD 21703

SET NO. ASPOO  
 VERSION 01  
 DRAWING TITLE  
**FIRST FLOOR PLAN**  
 OPTION DESCRIPTION  
 9

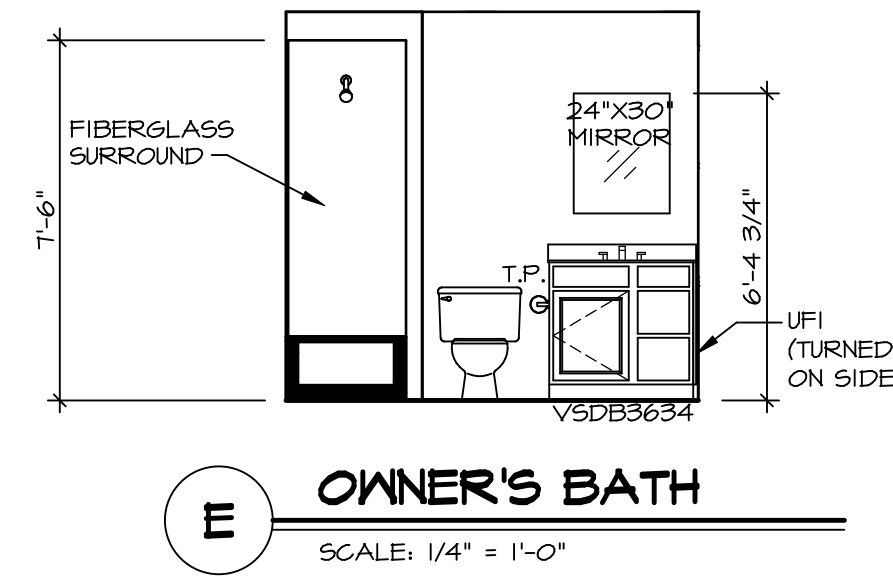
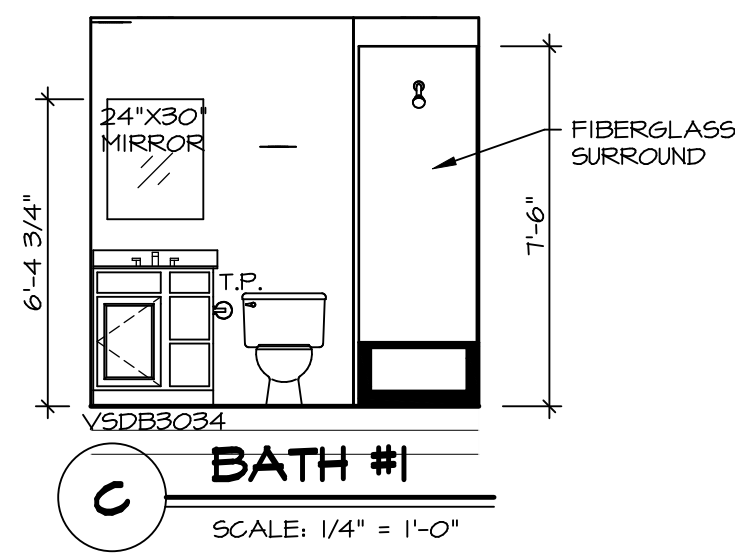
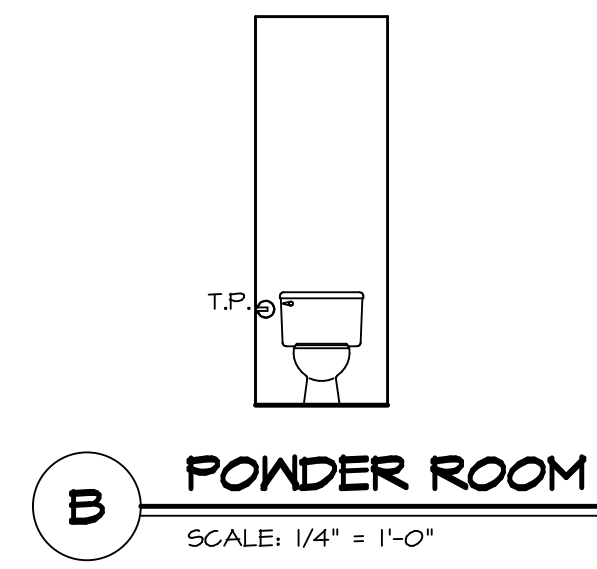
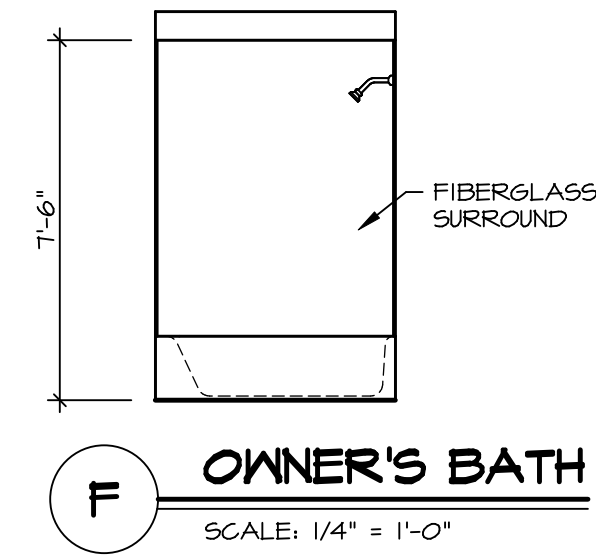
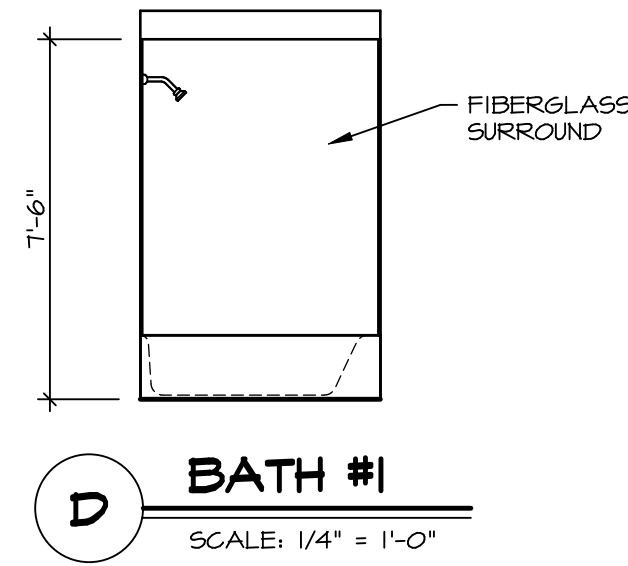
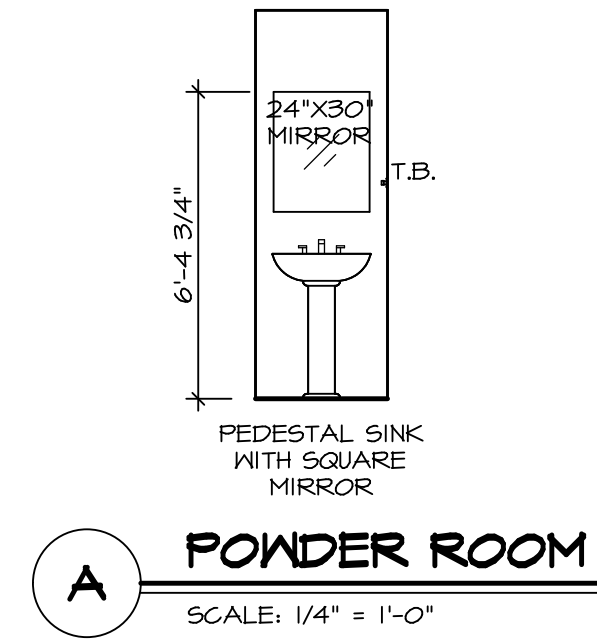
SHEET NO.  
**A-7**  
 9

C:\NVR\Solves\ASPEN\_ASPEN\_01\DCY-SA-5561\2266882\Sheet\Lot\_Specific\9 A-7 PLAN\_L5.dwg 03/03/21 - 2:51 pm



**NOTES:**

1. TEMPERED GLASS SHOWER ENCLOSURE WITH SWING DOORS OR OPTIONAL SLIDING DOOR BY DIVISION
2. TUB ACCESS PANELS PROVIDED AS NEEDED, ALL MATERIALS PROVIDED AS NEEDED, ALL MATERIALS BY DIVISION
3. REFER TO SHEET IT-2 FOR TUB AND SHOWER DETAILS.
4. ALL VSDB24-42 DRAWERS TO BE SET ON RIGHT HAND.
5. ALL BATH ELEVATIONS ARE SHOWN PER PLAN.



SHEET NO.	MODEL	SET NO.	VERSION
A-13	ASPEN	ASPOO	01
	DRAWING TITLE	DRAWN BY	
	BATH ELEVATIONS	DATE:	
	OPTION DESCRIPTION	OPTION	
15			

**NVR**  
 NVR, Inc. Suite 100  
 5285 Washburne Rd.  
 Frederick, MD 21703

© NVR, Inc. expressly reserves the right to modify or change these plans at any time without notice. These plans are not to be reproduced, changed or altered in any way without the written consent of NVR, Inc.

DIV-COMM-LOT-UNIT	DCY-SA-5561
COMM-LOT	
FINNACLE RIDGE - 5561	
STREET ADDRESS	
1884 AMELIA WAY	
CITY	DAYTON
STATE	OH
ZIP	45424