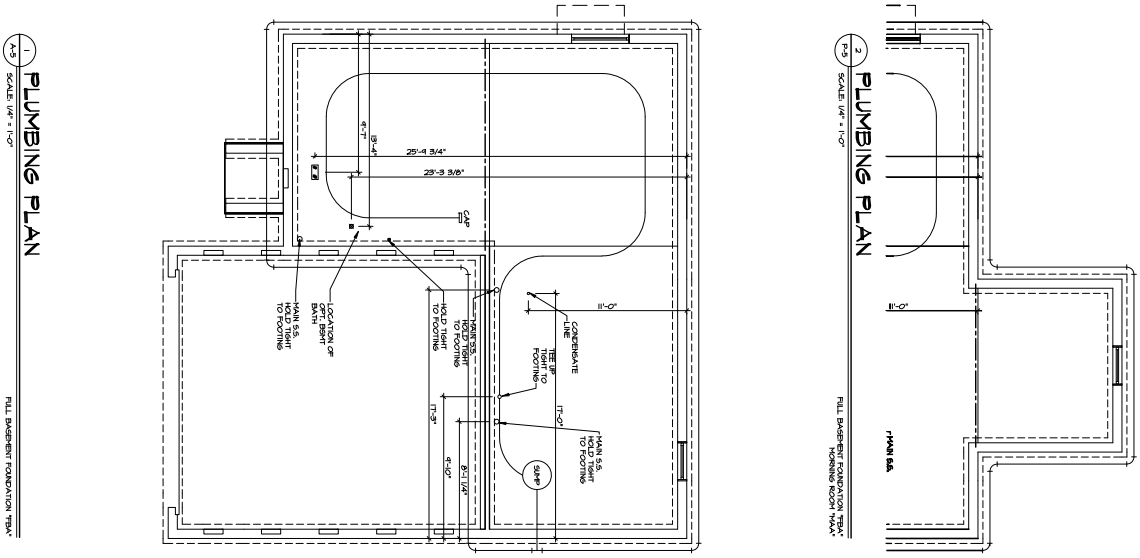

SHEET NO. A-5	MODEL SIENNA	SET NO. SIE00 VERSION 05	NVR	NVR, Inc., owner, expressly reserves its common law copyright and other property rights in these plans. These plans are not to be reproduced, changed, or copied in any form or manner whatsoever, nor are they to be assigned to any third party, without first obtaining the expressed written consent of NVR, Inc.	REV. NO.	DATE	REMARKS
	DRAWING TITLE PLUMBING PLAN	DRAWN BY DATE: 2/2/2015	NVR, Inc. Architectural Services Architects 21 Byte Court, Suite A Frederick, MD 21702				
20	OPTION DESCRIPTION FULL BASEMENT FOUNDATION	OPTION FBA					

J:\PROJECTS\RYANHOMES\SIENNA_SIE00_05\Sheets\Master Set\Plumbing\20 A-5 PLMB_FBA.dwg 02/13/15 - 5:11 pm

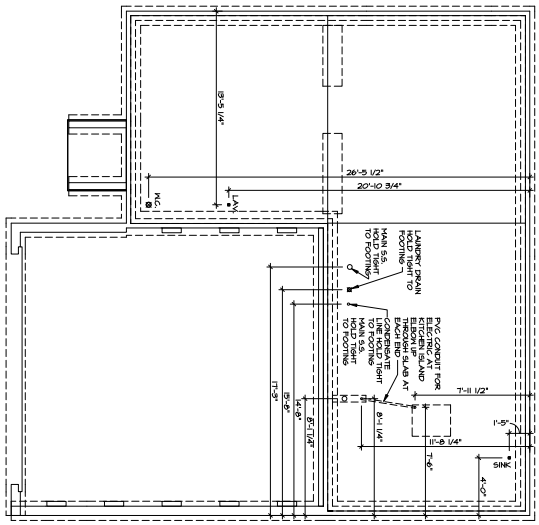

A-5 / 1

PLUMBING PLAN

SCALE: 1/4" = 1'-0"

MONOLITHIC SLAB FOUNDATION "FSM"
OR STEMWALL FOUNDATION "FSW"

SHEET NO. A-5	MODEL SIENNA	SET NO. SIE00
	DRAWING TITLE PLUMBING PLAN	VERSION 05
		DRAWN BY
		DATE: 2/2/2015
21	OPTION DESCRIPTION MONOLITHIC SLAB FOUNDATION STEMWALL FOUNDATION	OPTION FSM FSW

NVR, Inc.
Architectural Services
Architects
21 Byte Court, Suite A
Frederick, MD 21702

NVR, Inc., owner, expressly reserves its common law copyright and other property rights in these plans. These plans are not to be reproduced, changed, or copied in any form or manner whatsoever, nor are they to be assigned to any third party, without first obtaining the expressed written consent of NVR, Inc.

REV. NO.	DATE	REMARKS

J:\PROJECTS\RYANHOMES\SIENNA_SIE00_05\Sheets\Master Set\Plumbing\21 A-5 PLMB FSA.dwg 02/13/15 - 5:11 pm

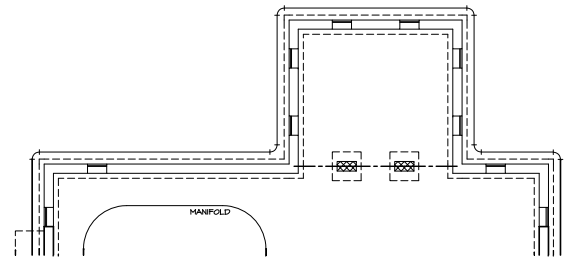

2
P-5
PLUMBING PLAN
SCALE: 1/4" = 1'-0"
CRAWL FOUNDATION "FCA"
MORNING ROOM "MAA"

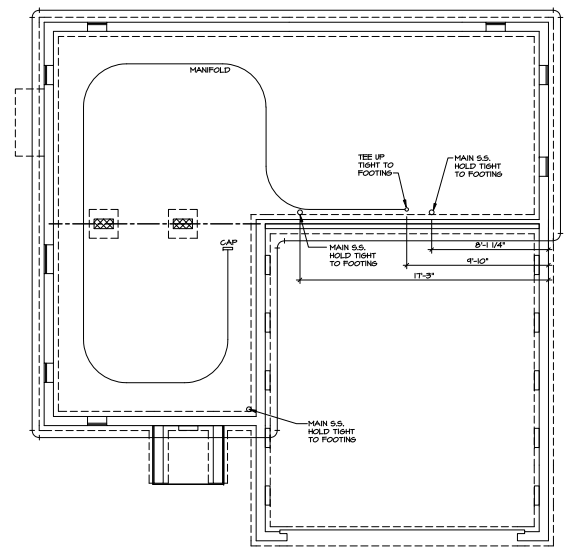

1
A-5
PLUMBING PLAN
SCALE: 1/4" = 1'-0"
CRAWL FOUNDATION "FCA"

REV. NO.	DATE	REMARKS

NVR, Inc., owner, expressly reserves its common law copyright and other property rights in these plans. These plans are not to be reproduced, changed, or copied in any form or manner whatsoever, nor are they to be assigned to any third party, without first obtaining the expressed written consent of NVR, Inc.

NVR
NVR, Inc.
Architectural Services
Architects
21 Byte Court, Suite A
Frederick, MD 21702

SET NO. SIECO
VERSION 05
DRAWN BY
DATE: 2/2/2015
OPTION FCA

MODEL SIENNA
DRAWING TITLE PLUMBING PLAN
OPTION DESCRIPTION CRAWL FOUNDATION

SHEET NO. A-5

22

J:\PROJECTS\WARHOMES\SIENNA SIECO 05\Sheets\Master Set\Plumbing\22 A-5 PLMG FCA.dwg 02/13/15 - 3:11 pm

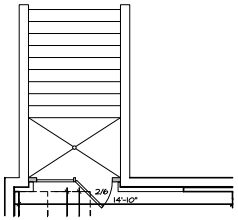

5 A-6 **PARTIAL BASEMENT FLOOR PLAN**

SCALE: 1/4" = 1'-0" — DOUBLE PATIO DOOR AREAWAY WELLED EXIT "DGC"

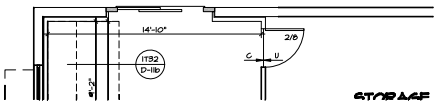

4 A-6 **PARTIAL BASEMENT FLOOR PLAN**

SCALE: 1/4" = 1'-0" — SLIDING GLASS DOOR AT WALKOUT "DSC"
WIND LOADS 110 MPH "SGL"
WIND LOADS 120 MPH "SRX"

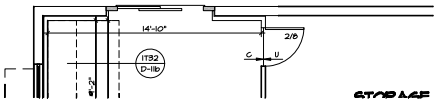

3 A-6 **PARTIAL BASEMENT FLOOR PLAN**

SCALE: 1/4" = 1'-0" — SLIDING GLASS DOOR AT WALKOUT "DSC"
WIND LOADS 100 MPH "SGC"
WIND LOADS 90 MPH "SRM"

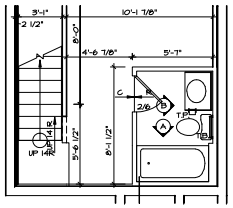

2 A-6 **PARTIAL BASEMENT FLOOR PLAN**

SCALE: 1/4" = 1'-0" — OPTIONAL BASEMENT BATHROOM "AEA"

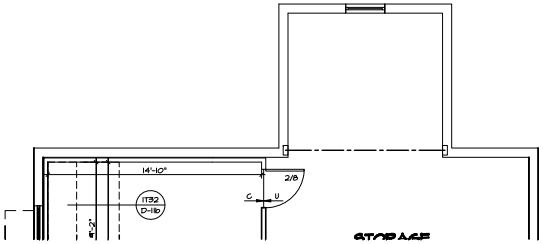

6 A-6 **PARTIAL BASEMENT FLOOR PLAN**

SCALE: 1/4" = 1'-0" — MORNING ROOM "MAA"

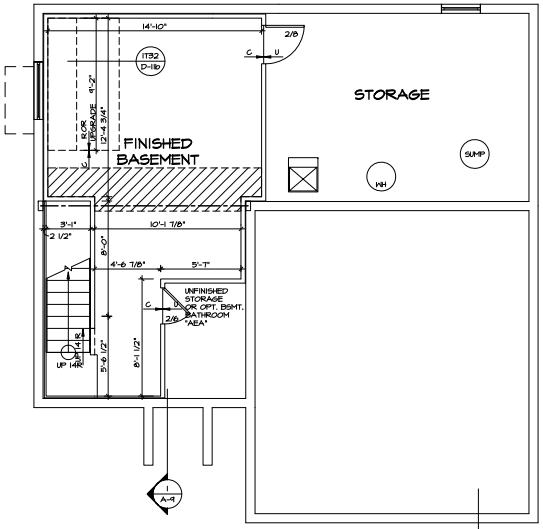

1 A-6 **BASEMENT FLOOR PLAN**

SCALE: 1/4" = 1'-0" — FINISHED BASEMENT "MAC"

NOTES:

- BEARING WALL
- NON BEARING WALL
- (X) ENGINEERING PAGE NUMBER
- ⊗ INDICATES BEARING FROM POINT-LOAD ABOVE

1. GENERAL NOTES (N-1)
2. LVL NAILING SCHEDULE (N-1)
3. SEE FOUNDATION SHEET FOR STRUCTURAL INFORMATION FOR ALL EXTERIOR OPENINGS, STEEL BEAMS, AND COLUMNS

ID LEGEND

- JACKS
- (B_) BEAM/HEADER

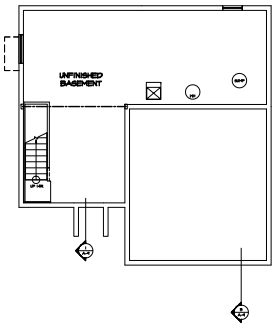

7 A-6 **PARTIAL BASEMENT FLOOR PLAN**

SCALE: 1/8" = 1'-0" — UNFINISHED BASEMENT "MEC"

NVR, Inc., owns, expressly reserves its common law copyright and other property rights in these plans. These plans are not to be changed or copied in any form or manner whatsoever, nor are they to be assigned to any third party, without first obtaining the express written consent of NVR, Inc.

REMARKS

REV. NO. DATE

NVR

NVR, Inc.
Architectural Services
21 Bryan Road, Suite A
Frederick, MD 21702

SHEET NO. A-6

MODEL SIENNA
DRAWING TITLE BASEMENT FLOOR PLAN

SET NO. SIS00
VERSION 05
DRAWN BY
DATE: 2/2/2015
OPTION

OPTION DESCRIPTION

23

AUTODESK ARCHITECTURAL DESKTOP 2007 C:\Projects\Sienna\Floor Plans\A-6 Basement Floor Plan.dwg 8/31/2015 - 8:51 am

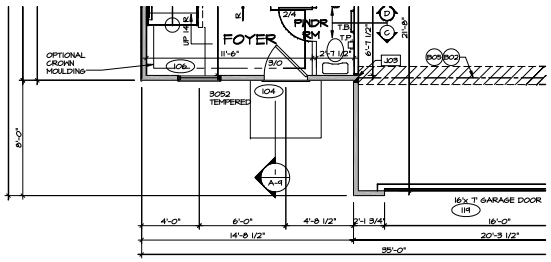

4 A-7 **PARTIAL FLOOR PLAN**

SCALE: 1/4" = 1'-0" ELEVATION C "ELC"

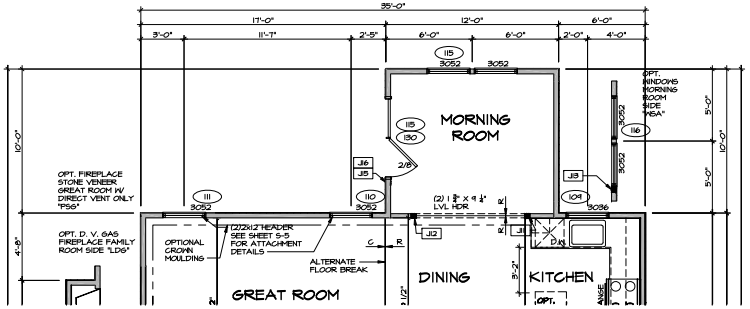

5 A-7 **PARTIAL FLOOR PLAN**

SCALE: 1/4" = 1'-0" MORNING ROOM "MAA"

NOTES:
- BEARING WALL
- NON BEARING WALL
- (X) ENGINEERING PAGE NUMBER
- ⊗ INDICATES BEARING FROM POINT-LOAD ABOVE

1. GENERAL NOTES (N-1)
2. LVL NAILING SCHEDULE (N-1)
3. SCHEDULES (N-2)

ID LEGEND
- JACKS
- BEAM/HEADER
- STEEL COLUMN

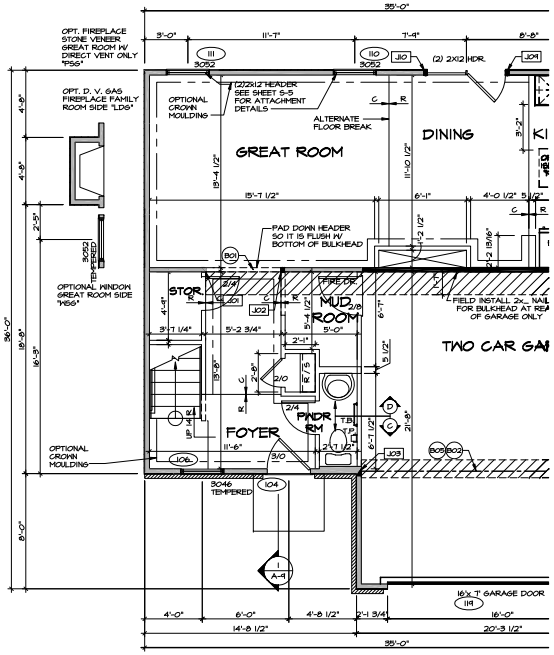

2 A-7 **PARTIAL FLOOR PLAN**

SCALE: 1/4" = 1'-0" ELEVATION L "ELL" CRAWL SPACE "FCA" SLAB FOUNDATION "FSA" DOUBLE PATIO DOOR DINETTE "DPT"

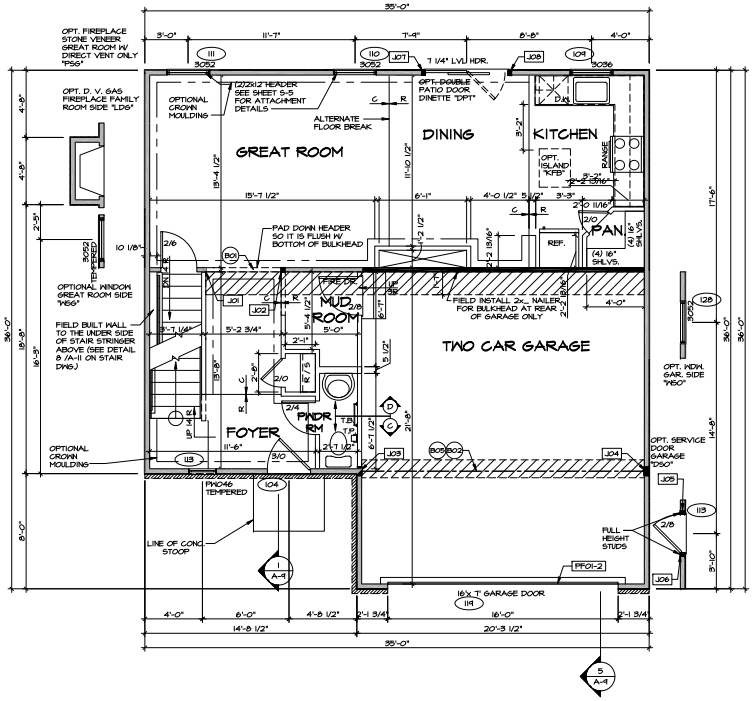

1 A-7 **FIRST FLOOR PLAN**

SCALE: 1/4" = 1'-0" ELEVATION A "ELA" ELEVATION B "ELB" ELEVATION K "ELK"

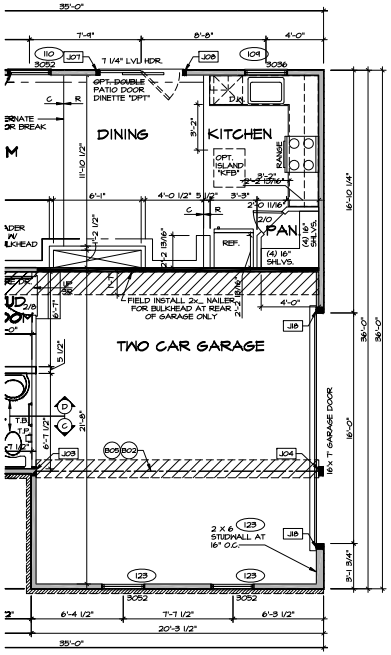

2 A-7 **PARTIAL FLOOR PLAN**

SCALE: 1/4" = 1'-0" TWO CAR SIDE ENTRY GARAGE "SCC"

WE'S, Inc., owner, expressly reserves its common law copyright and other property rights in these plans. These plans are not to be changed or copied in any form or manner whatsoever, nor are they to be assigned to any third parties, without first obtaining the expressed written consent of WE'S, Inc.

REMARKS

REV. NO.	DATE

NVR

WE'S, Inc.
Architectural Services
21 Bentz Street, Suite A
Frederick, MD 21702

SET NO. SEGO
VERSION 05
DRAWN BY
DATE: 2/2/2015
OPTION

MODEL SIENNA
DRAWING TITLE FIRST FLOOR PLAN

OPTION DESCRIPTION

SHEET NO. A-7

24

ARCHIVES\PROJECTS\SIENNA\SIENNA.DGN 2/6/2015 - 11:08:08 am

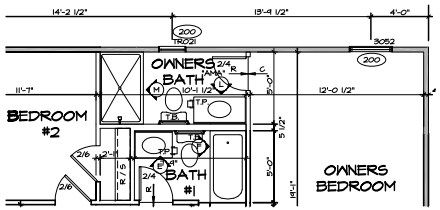

5 A-8 PARTIAL FLOOR PLAN

SCALE: 1/4" = 1'-0"

OWNER'S BATHROOM TYPE A/ W SHOWER "AMA"

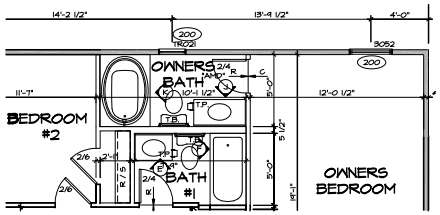

4 A-8 PARTIAL FLOOR PLAN

SCALE: 1/4" = 1'-0"

OWNER'S BATHROOM TYPE B/ W SOAKING TUB "AMD"

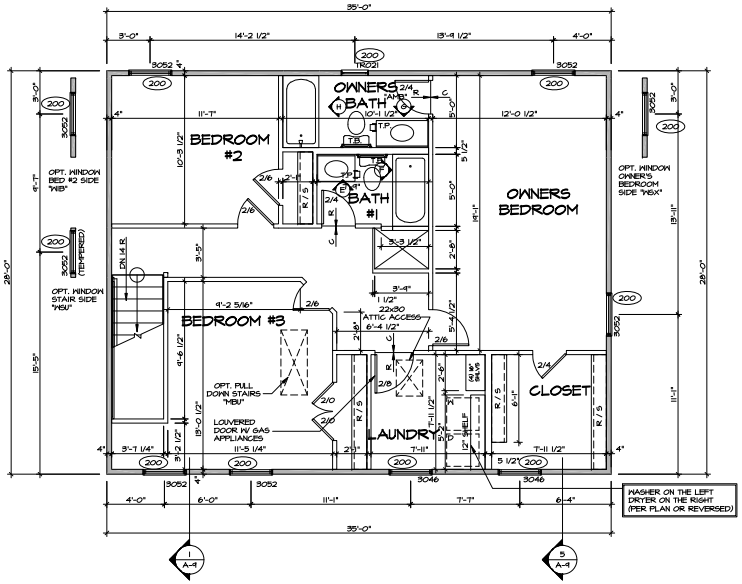

1 A-8 SECOND FLOOR PLAN

SCALE: 1/4" = 1'-0"

ELEVATION A "ELA"
ELEVATION K "ELK"
ELEVATION L "ELL"

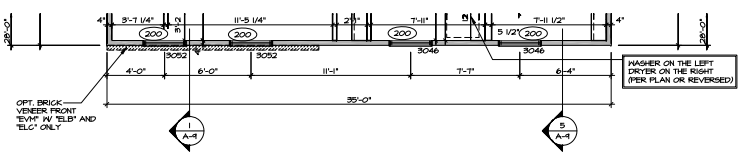

2 A-8 PARTIAL FLOOR PLAN

SCALE: 1/4" = 1'-0"

ELEVATION B "ELB"
ELEVATION C "ELC"

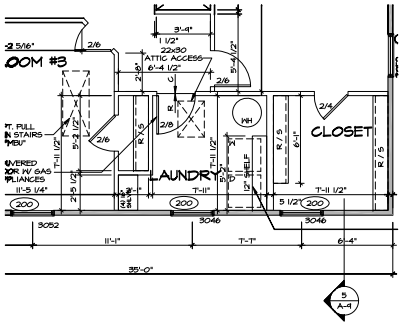

3 A-8 PARTIAL FLOOR PLAN

SCALE: 1/4" = 1'-0"

CRAWL SPACE "FCA"
SLAB FOUNDATION "FSA"

NOTES:

- BEARING WALL
- NON BEARING WALL
- X ENGINEERING PAGE NUMBER
- ⊗ INDICATES BEARING FROM POINT-LOAD ABOVE

1. GENERAL NOTES (N-1)
2. LVL NAILING SCHEDULE (N-1)
3. SCHEDULES (N-2)

ID LEGEND

- J_ JACKS
- B_ BEAM/HEADER
- C_ STEEL COLUMN

NVR, Inc., owner, expressly reserves its common law copyright and other property rights in these plans. These plans are not to be reproduced, changed or copied in any form or manner whatsoever, nor are they to be assigned to any third party, without first obtaining the expressed written consent of NVR, Inc.

NVR, Inc.
Architectural Services
Architects
21 Byte Court, Suite A
Frederick, MD 21702

REV. NO.	DATE	REMARKS

SET NO. SIECO
VERSION 05
DRAWN BY
DATE: 2/2/2015
OPTION

MODEL SIENNA
DRAWING TITLE SECOND FLOOR PLAN
OPTION DESCRIPTION

SHEET NO. A-8

26

J:\PROJECTS\PLANNING\SIENNA SIECO 05\Sheets\Master Set\Second Floor Plan\26 A-8 PLN2.dwg 02/13/15 - 3:12 pm

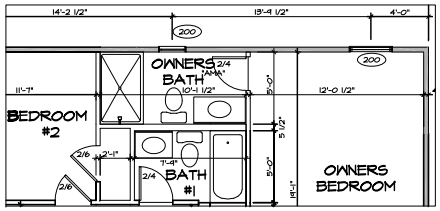

5 A-8 **PARTIAL FLOOR PLAN**

SCALE: 1/4" = 1'-0" — OWNER'S BATHROOM TYPE A/ W SHOWER "AMA"

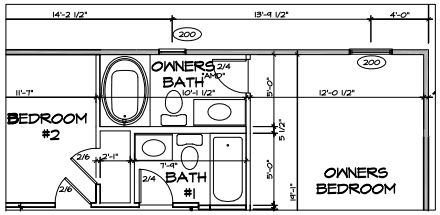

4 A-8 **PARTIAL FLOOR PLAN**

SCALE: 1/4" = 1'-0" — OWNER'S BATHROOM TYPE B/ W SOAKING TUB "AMB"

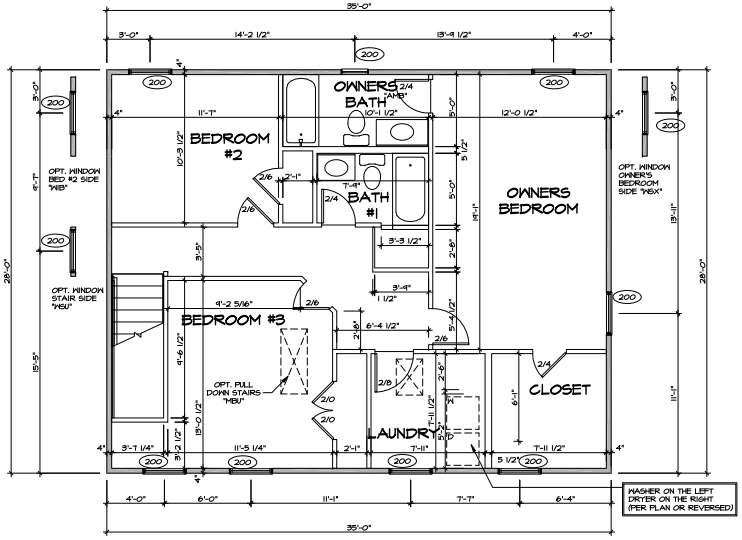

1 A-8 **SECOND FLOOR PLAN**

SCALE: 1/4" = 1'-0" — ELEVATION A "ELA" ELEVATION K "ELK" ELEVATION L "ELL"

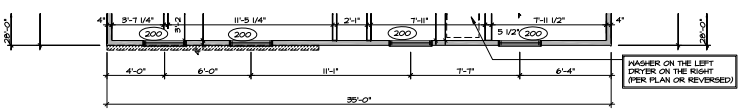

2 A-8 **PARTIAL FLOOR PLAN**

SCALE: 1/4" = 1'-0" — ELEVATION B "ELB" ELEVATION C "ELC"

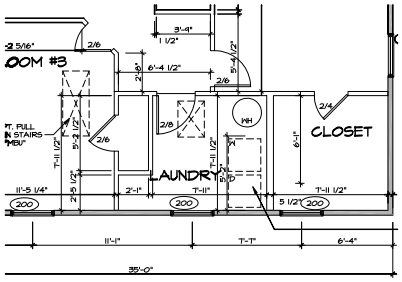

3 A-8 **PARTIAL FLOOR PLAN**

SCALE: 1/4" = 1'-0" — CRAWL SPACE "FCA" SLAB FOUNDATION "FSA"

NOTES:

- BEARING WALL
- NON BEARING WALL
- (X) ENGINEERING PAGE NUMBER
- ⊗ INDICATES BEARING FROM POINT-LOAD ABOVE

1. GENERAL NOTES (N-1)
2. LVL NAILING SCHEDULE (N-1)
3. SCHEDULES (N-2)

ID LEGEND

- (J_) JACKS
- (B_) BEAM/HEADER
- (C_) STEEL COLUMN

REMARKS

REV. NO. | DATE

NVR, Inc., expressly reserves its common law copyright and other property rights in these plans. These plans are not to be changed or copied in any form or manner whatsoever, nor are they to be assigned to any third party, without first obtaining the expressed written consent of NVR, Inc.

NVR

NVR, Inc.
Architectural Services
21 Bridgeport Drive, Suite A
Frederick, MD 21702

SET NO. 5600
VERSION .05
DRAWN BY
DATE: 2/2/2015
OPTION
SVR

SHEET NO. A-8

MODEL SIENNA
DRAWING TITLE SECOND FLOOR PLAN

OPTION DESCRIPTION RICHMOND DRAWING SPECIFICATIONS

27

ARCHIVE\RICHMOND\SIENNA\SIENNA.DWG 2/2/2015 2:43 pm

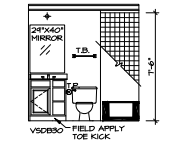

B BASEMENT PWDR. RM. W/ TUB
SCALE: 1/4" = 1'-0"

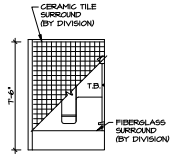

A BASEMENT PWDR. RM. W/ TUB
SCALE: 1/4" = 1'-0"

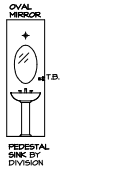

D POWDER ROOM
SCALE: 1/4" = 1'-0"

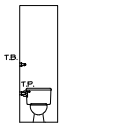

C POWDER ROOM
SCALE: 1/4" = 1'-0"

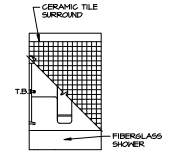

F BATH #1
SCALE: 1/4" = 1'-0"

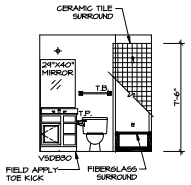

E BATH #1
SCALE: 1/4" = 1'-0"

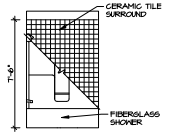

H OWNER'S BATH (AMB)
SCALE: 1/4" = 1'-0"

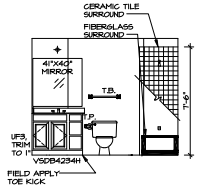

G OWNER'S BATH (AMB)
SCALE: 1/4" = 1'-0"

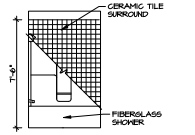

K OWNER'S BATH (AMD)
SCALE: 1/4" = 1'-0"

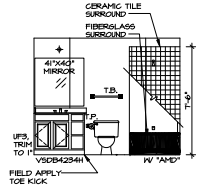

J OWNER'S BATH (AMD)
SCALE: 1/4" = 1'-0"

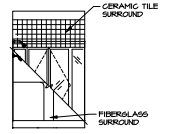

M OWNER'S BATH (AMA)
SCALE: 1/4" = 1'-0"

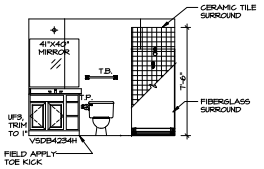

L OWNER'S BATH (AMA)
SCALE: 1/4" = 1'-0"

NVR, Inc., owner, expressly reserves its common law copyright and other property rights in these plans. These plans are not to be changed or copied in any form or manner whatsoever, nor are they to be assigned to any third party, without first obtaining the express written consent of NVR, Inc.

REMARKS

REV. NO.	DATE

NVR

NVR, Inc.
Architectural Services
Division
21 Bryan Court, Suite A
Frederick, MD 21702

SHEET NO. A-13

MODEL SIENNA
DRAWING TITLE BATH ELEVATIONS

SET NO. 5600
VERSION 05
DRAWN BY
DATE: 2/2/2015
OPTION

OPTION DESCRIPTION

33

J:\PROJECTS\NVR\SIENNA\5600\ELEVATIONS\5600 SIENNA A-13.dwg, 2/17/2015 - 3:11 pm