


1  
A-5 **PLUMBING PLAN**  
SCALE: 1/4" = 1'-0"

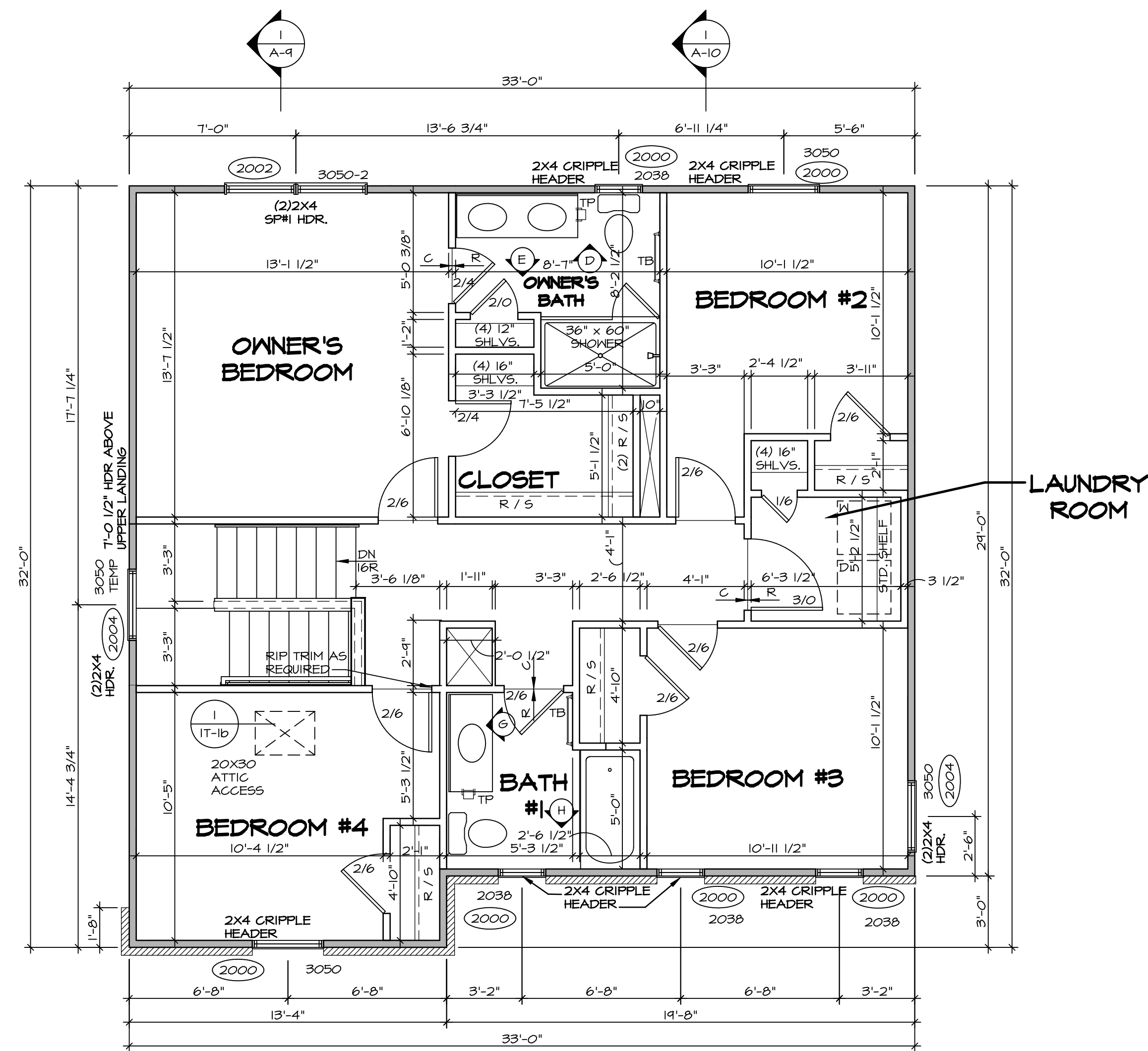
**NOTE**  
 RADON REMEDIATION  
 RADON LOOP:  
 - (4") PERFORATED HDPE "LOOP"  
 - MUST BE PLACED IN STONE BED SLIGHTLY HIGHER THAN ANY INTERIOR DRAINTILE  
 - LOOP TO BE SEPARATE FROM ANY DRAINTILE ELEMENTS  
 - TO BE CORRUGATED HDPE PIPE  
 - SCREENS TO BE INSTALLED THROUGH LOOP AT TEE UP INTO STACK  
**STACK REQUIREMENTS:**  
 - 3" PVC STACK (4" IF BASEMENT IS GREATER THAN 2200 SQFT.)  
 - NO PART OF STACK IS TO BE HORIZONTAL  
 - PIPE TO BE PHYSICALLY LABELED IN THE FIELD AS "RADON VENT" OR OTHER  
 JURISDICTIONALLY REQUIRED LANGUAGE (ON EVERY LEVEL OF HOUSE)  
 - ROOF TERMINATION TO BE IN TOP 1/3 OF ROOF  
 - SCREEN INSTALLED TO KEEP PESTS OUT OF RADON VENT AT ROOF TERMINATION

SHEET NO. <b>A-5</b>	MODEL <b>ALLEGHENY</b>	SET NO. <b>ALGOO</b>	REV. NO.   DATE	REMARKS
	DRAWING TITLE <b>PLUMBING PLAN</b>	VERSION <b>01</b> DRAWN BY <b>TN</b> DATE: <b>08/04/2017</b> OPTION		
	OPTION DESCRIPTION <b>22</b>			



© NVR, Inc. expressly reserves the right to modify or amend these plans at any time without notice. These plans are not to be reproduced, changed or altered in any way without the written consent of NVR, Inc.





**SECOND FLOOR PLAN**  
SCALE: 1/4" = 1'-0"

LEGEND	
	BEARING WALL
	NON BEARING WALL
	INDICATES BEARING FROM POINT-LOAD ABOVE
	JACKS
	BEAM/HEADER
	PAD FOOTING
	STEEL COLUMN
	PORTAL FRAME
	JOIST/TRUSS
	LVL
	ENGINEERING PAGE NUMBER

SEE FC DETAILS FOR FRAMING CONNECTORS

- FLOOR PLAN NOTES** RYAN
- ALL HEADERS ARE (2) 2x6 w/ 2x4 WALLS OR (3) 2x6 w/ 2x6 WALLS, UNLESS OTHERWISE NOTED.
  - ALL HEADERS TO HAVE (1) 2x4 OR 2x6 JACK AND KING STUD EACH END, UNLESS OTHERWISE NOTED.
  - ALL EXTERIOR WALLS TO BE 4" w/ OSB OR 3 1/2" w/ T-PLY, ALL INTERIOR WALLS TO BE 3 1/2", UNLESS OTHERWISE NOTED.
  - HATCHED AREAS INDICATE DROPPED CEILINGS. ALL DROPPED CEILINGS ARE 12" UNLESS OTHERWISE NOTED.
  - SEE "BRACED WALL PANEL DETAIL SHEET" FOR SPECIAL WALL FRAMING LOCATIONS AND HEADER SIZES, IF APPLICABLE.
  - SEE STANDARD DETAIL CATEGORY "1T" SHEET(S) FOR INTERIOR TRIM DETAILS.
  - SEE ARCHITECTURAL DETAIL SHEET "AD" FOR HOUSE SPECIFIC INTERIOR TRIM OPTION TABLE.
  - ALL WINDOWS HAVE 7'-0" 1/2" HEADER HEIGHT UNLESS OTHERWISE NOTED.
  - ALL HEADERS IN NON-BEARING WALLS SHALL BE A SINGLE FLAT 2x4 OR 2x6 ATTACHED TO CRIPPLES ABOVE, UNLESS OTHERWISE NOTED.
  - TANKED WATER HEATER SHOWN AS BASE CONDITION, OPTIONAL TANKLESS WATER HEATER IS AVAILABLE IN LIEU OF TANKED WATER HEATER.


**GYPSUM NOTES**

AT GARAGE:  
GYPSUM BOARD AT COMMON WALLS, CEILINGS, BEAM WRAPS AND SUPPORTS PER STANDARD DETAIL FA-1(b) FIRE ASSEMBLIES OR AS REQUIRED BY LOCAL CODE.

AT STAIRS:  
1/2" GYPSUM BOARD AT UNDERSIDE OF STAIRS AND WALLS IN CLOSET

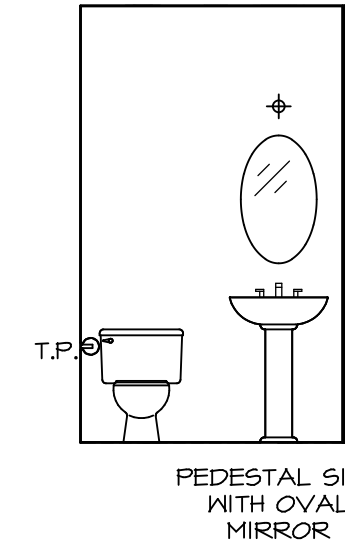
REV. NO.	DATE	REMARKS

© NVR, Inc. expressly reserves the copyright and all other rights in these plans. These plans are not to be reproduced, changed or copied in any way without the written consent of NVR, Inc.

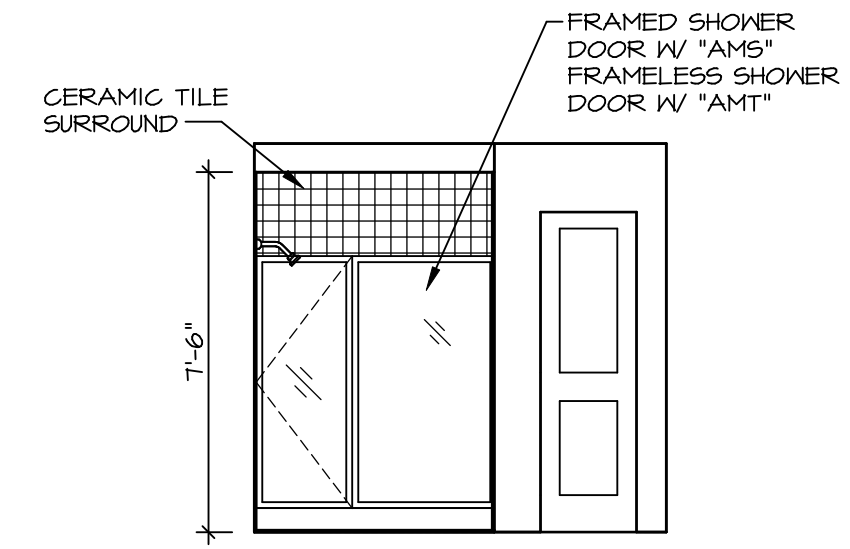


SHEET NO.	<b>A-8</b>	31
MODEL	ALLEGHENY	
VERSION	01	
DRAWN BY	YON	
DATE	08/10/2017	
OPTION		
DRAWING TITLE	SECOND FLOOR PLAN	
OPTION DESCRIPTION		

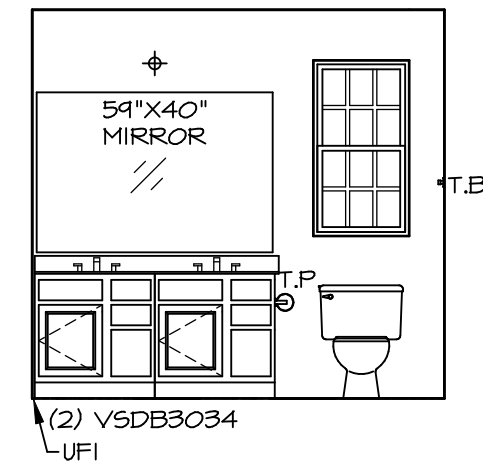




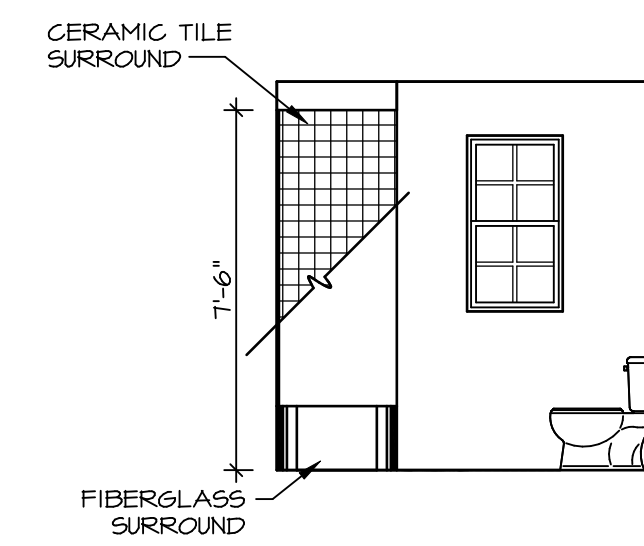
**C POWDER ROOM**  
SCALE: 1/4" = 1'-0"




**E OWNER'S BATH**  
SCALE: 1/4" = 1'-0"



**D OWNER'S BATH**  
SCALE: 1/4" = 1'-0"



**H BATH #1**  
SCALE: 1/4" = 1'-0"




**G BATH #1**  
SCALE: 1/4" = 1'-0"

**NOTES:**

1. TEMPERED GLASS SHOWER ENCLOSURE WITH SWING DOOR OR OPTIONAL SLIDING DOOR BY DIVISION
2. TUB ACCESS PANELS PROVIDED AS NEEDED, ALL MATERIALS BY DIVISION
3. REFER TO SHEET IT-2 FOR TUB AND SHOWER DETAILS.
4. ALL V5DB24-42 DRAWERS TO BE SET ON RIGHT HAND.
5. ALL BATH ELEVATIONS ARE SHOWN PER PLAN.

© NVR, Inc. reserves the right to modify or change these plans without notice. These plans are not to be reproduced, changed or altered in any way without the written consent of NVR, Inc.



SHEET NO.	MODEL	SET NO.	ALGOO
A-13	ALLEGHENY	VERSION	01
	DRAWING TITLE	DRAWN BY	YON
	BATH ELEVATIONS	DATE:	4/8/17
	OPTION DESCRIPTION	OPTION	
44			

REV. NO.	DATE	REMARKS