

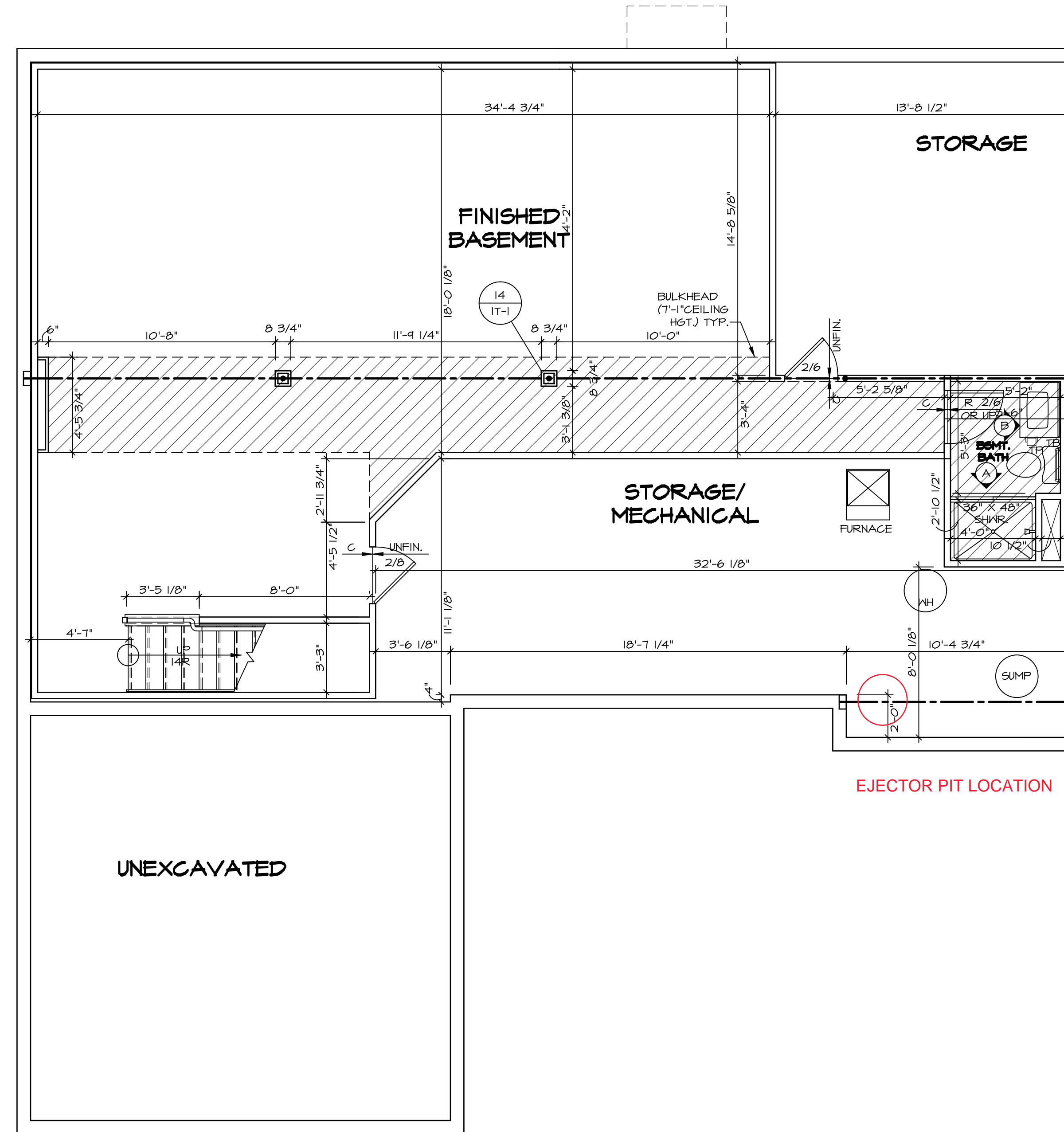
1
A-5 PLUMBING PLAN
SCALE: 1/4" = 1'-0"

SHEET NO. A-5	MODEL AVIANO	SET NO. A/A00 VERSION 01
OPTION DESCRIPTION 26	DRAWING TITLE PLUMBING PLAN	DRAWN BY
	DATE:	OPTION

NVR
NVR, Inc., Suite 100
Frederick, MD 21703

© NVR, Inc. expressly reserves the right to modify or amend these plans at any time without notice. These plans are not to be reproduced, changed or copied in any way without the written consent of NVR, Inc.

DIV-COMM-LOT-UNIT DCY-TE-0093	
COMM-LOT TARA ESTATES - 0093	APT. NO. ----
STREET ADDRESS 1808 TIMBER WOLF DRIVE	
CITY FRANKLIN	STATE OH
ZIP 45005	



LEGEND	
	BEARING WALL
	NON BEARING WALL
	INDICATES BEARING FROM POINT-LOAD ABOVE
	JACKS
	BEAM/HEADER
	PAD FOOTING
	STEEL COLUMN
	PORTAL FRAME
	JOIST/TRUSS
	LVL
	ENGINEERING PAGE NUMBER

SEE FC DETAILS FOR FRAMING CONNECTORS

- FLOOR PLAN NOTES**
- ALL HEADERS ARE (2) 2x6 w/ 2x4 WALLS OR (3) 2x6 w/ 2x6 WALLS, UNLESS OTHERWISE NOTED.
 - ALL HEADERS TO HAVE (1) 2x4 OR 2x6 JACK EACH END, UNLESS OTHERWISE NOTED.
 - ALL EXTERIOR WALLS TO BE 4" AND ALL INTERIOR WALLS TO BE 3 1/2", UNLESS OTHERWISE NOTED.
 - HATCHED AREAS INDICATE DROPPED CEILINGS. ALL DROPPED CEILINGS ARE 12" UNLESS OTHERWISE NOTED.
 - SEE "BRACED WALL PANEL DETAIL SHEET" FOR SPECIAL WALL FRAMING LOCATIONS AND HEADER SIZES, IF APPLICABLE.
 - SEE STANDARD DETAIL CATEGORY "IT" SHEET(S) FOR INTERIOR TRIM DETAILS.
 - SEE ARCHITECTURAL DETAIL SHEET "AD" FOR HOUSE SPECIFIC INTERIOR TRIM OPTION TABLE.
 - ALL WINDOWS HAVE 7'-0 1/2" HEADER HEIGHT UNLESS OTHERWISE NOTED.

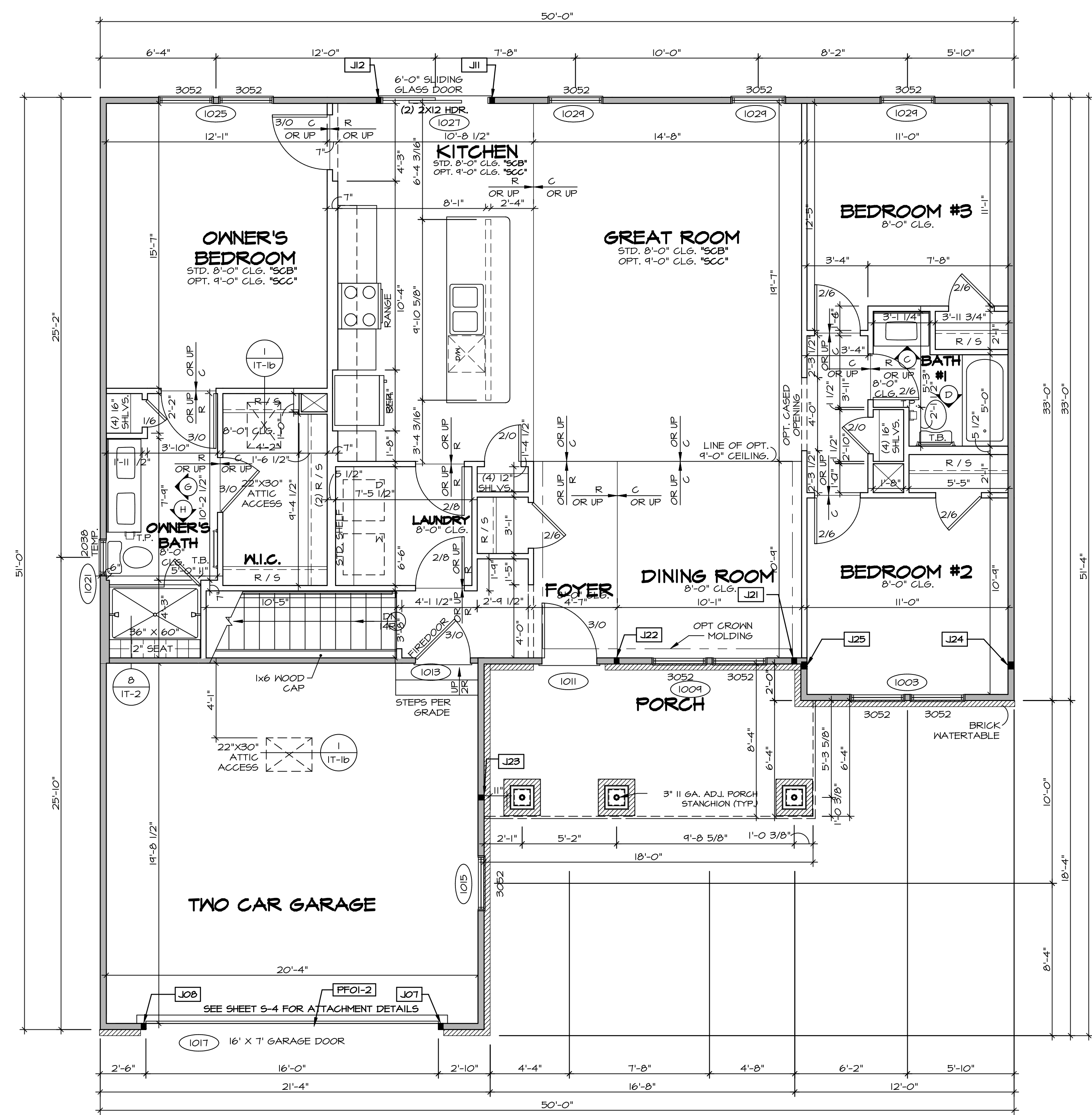
- GYPSUM NOTES**
- AT GARAGE:**
 GYPSUM BOARD AT COMMON WALLS, CEILINGS, BEAM WRAPS AND SUPPORTS PER STANDARD DETAIL FA-1(b) FIRE ASSEMBLY OR AS REQUIRED BY LOCAL CODE.
- AT STAIRS:**
 1/2" GYPSUM BOARD AT UNDERSIDE OF STAIRS AND WALLS IN CLOSET

BASEMENT FLOOR PLAN
 SCALE: 1/4" = 1'-0"

SHEET NO. A-6	MODEL AVIANO	SET NO. A/A00	OPTION DESCRIPTION
	DRAWING TITLE BASEMENT FLOOR PLAN	VERSION 01	
29	DATE: 4/1/15	DRAWN BY: SGA	OPTION
	 NVR, Inc. Suite 100 5285 Walkersville Rd. Frederick, MD 21703		
DIV-COMM-LOT-UNIT DCY-TE-0093		COMM-LOT TARA ESTATES - 0093	
STREET ADDRESS 1808 TIMBER WOLF DRIVE		CITY FRANKLIN	STATE OH
APT. NO. -----		ZIP 45005	

© NVR, Inc. expressly reserves the right to modify these plans without notice. These plans are not to be reproduced, changed or altered in any way without the written consent of NVR, Inc.

C:\NVR\Solves\AVIANO_AIA00_01\DCY-TE-0093\2137705\Sheet\Lot_Specific_V29_A-6_BSM1_LS.dwg 10/22/20 - 3:19 am



FIRST FLOOR PLAN
SCALE: 1/4" = 1'-0"

LEGEND

- BEARING WALL
- NON BEARING WALL
- INDICATES BEARING FROM POINT-LOAD ABOVE
- JACKS
- BEAM/HEADER
- PAD FOOTING
- STEEL COLUMN
- PORTAL FRAME
- JOIST/TRUSS
- LVL
- ENGINEERING PAGE NUMBER

SEE FC DETAILS FOR FRAMING CONNECTORS

- FLOOR PLAN NOTES**
- ALL HEADERS ARE (2) 2x6 w/ 2x4 WALLS OR (3) 2x6 w/ 2x6 WALLS, UNLESS OTHERWISE NOTED.
 - ALL HEADERS TO HAVE (1) 2x4 OR 2x6 JACK AND KING STUD EACH END, UNLESS OTHERWISE NOTED.
 - ALL EXTERIOR WALLS TO BE 4" w/ OSB OR 3 1/2" w/ T-PLY, ALL INTERIOR WALLS TO BE 3 1/2", UNLESS OTHERWISE NOTED.
 - HATCHED AREAS INDICATE DROPPED CEILING. ALL DROPPED CEILING ARE 12" UNLESS OTHERWISE NOTED.
 - SEE "BRACED WALL PANEL DETAIL SHEET" FOR SPECIAL WALL FRAMING LOCATIONS AND HEADER SIZES, IF APPLICABLE.
 - SEE STANDARD DETAIL CATEGORY "IT" SHEET(S) FOR INTERIOR TRIM DETAILS.
 - SEE ARCHITECTURAL DETAIL SHEET "AD" FOR HOUSE SPECIFIC INTERIOR TRIM OPTION TABLE.
 - ALL WINDOWS HAVE 7'-0" 1/2" HEADER HEIGHT UNLESS OTHERWISE NOTED.
 - ALL HEADERS IN NON-BEARING WALLS SHALL BE A SINGLE FLAT 2X4 OR 2X6 ATTACHED TO CRIPPLES ABOVE, UNLESS OTHERWISE NOTED.

- GYPSUM NOTES**
- AT GARAGE:**
GYPSUM BOARD AT COMMON WALLS, CEILING, BEAM WRAPS AND SUPPORTS PER STANDARD DETAIL FA-1(b) FIRE ASSEMBLIES OR AS REQUIRED BY LOCAL CODE.
- AT STAIRS:**
1/2" GYPSUM BOARD AT UNDERSIDE OF STAIRS AND WALLS IN CLOSET

LVL PLY TO PLY FASTENING SCHEDULE:

- 1A - (2) PLY UP TO AND INCLUDING 11 7/8" TALL; FASTEN PLYS w/ (2) ROWS 16D NAILS AT 12" O.C.
- 2A - (2) PLY 14" TO AND 18" TALL (INCLUSIVE); FASTEN PLYS w/ (3) ROWS 16D NAILS AT 12" O.C.
- 3A - (2) PLY 20" TALL AND OVER; FASTEN PLYS w/ (4) ROWS 16D NAILS AT 12" O.C.
- 4A - (3) PLY UP TO AND INCLUDING 11 7/8" TALL; FASTEN PLYS w/ (2) ROWS 16D NAILS AT 12" O.C. FROM EACH SIDE
- 5A - (3) PLY 14" TO AND 18" TALL (INCLUSIVE); FASTEN PLYS w/ (3) ROWS 16D NAILS AT 12" O.C. FROM EACH SIDE
- 6A - (3) PLY 20" TALL AND OVER; FASTEN PLYS w/ (4) ROWS 16D NAILS AT 12" O.C. FROM EACH SIDE

FIELD INSTALLED FIRST FLOOR BEAM/HEADER SCHEDULE


IDENTIFIER	DESCRIPTION	LENGTH	OPTIONS	ENG. NUM.	REMARKS
PFOI-2	EXT HEADER - 2X12 - 2 PLY	20'-4"	GCB	1017	

FIRST FLOOR JACK SCHEDULE

IDENTIFIER	DESCRIPTION	OPTIONS	ENG. NUM.	REMARKS
J01	JACK - (2) 2X4 SFF STUD GRADE	GCB	1017	
J08	JACK - (2) 2X4 SFF STUD GRADE	GCB	1017	
J11	JACK - (2) 2X4 SFF STUD GRADE		1021	
J12	JACK - (2) 2X4 SFF STUD GRADE		1021	
J21	JACK - (2) 2X4 SFF STUD GRADE	ELL	1033	
J22	JACK - (2) 2X4 SFF STUD GRADE	ELL	1033	
J23	JACK - (2) 2X4 SFF STUD GRADE	ELL	1033	
J24	JACK - (3) 2X4 SFF STUD GRADE		1036	
J25	JACK - (3) 2X4 SFF STUD GRADE		1036	

DIV-COMM-LOT-UNIT
DCY-TE-0093
COMM-LOT
TARA ESTATES - 0093
STREET ADDRESS
1808 TIMBER WOLF DRIVE
CITY
FRANKLIN
STATE
OH
ZIP
45005

© NVR, Inc. expressly reserves the right to modify these plans without notice. These plans are not to be reproduced, changed or altered in any way without the written consent of NVR, Inc.



MODEL
AVIANO
DRAWING TITLE
FIRST FLOOR PLAN
OPTION DESCRIPTION
31


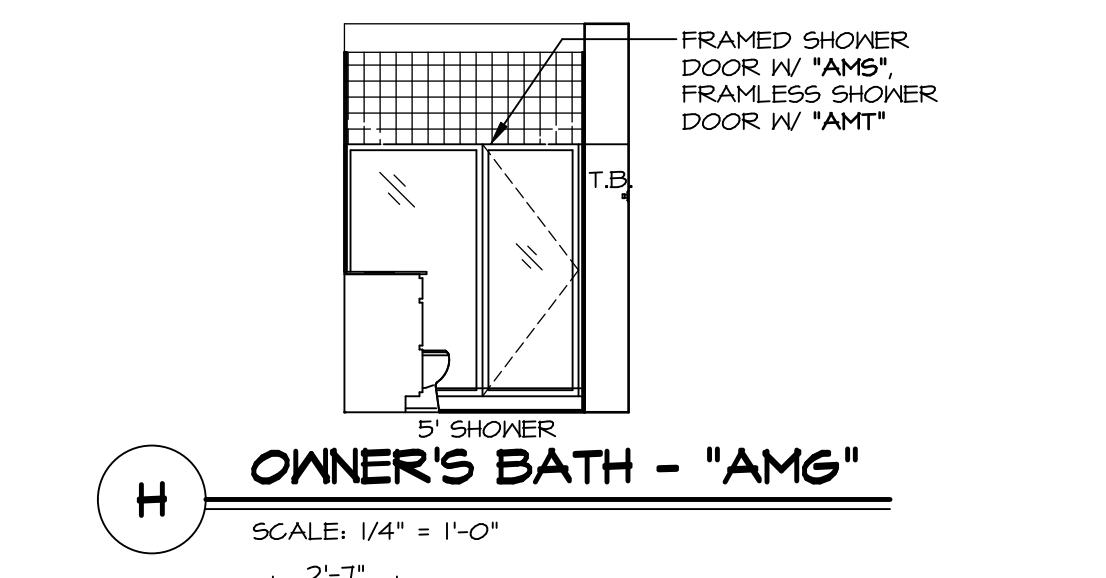
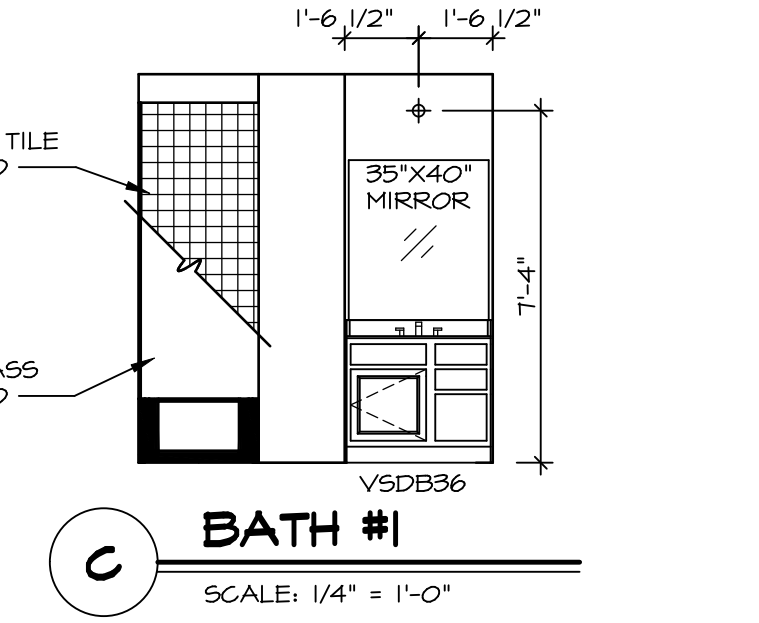
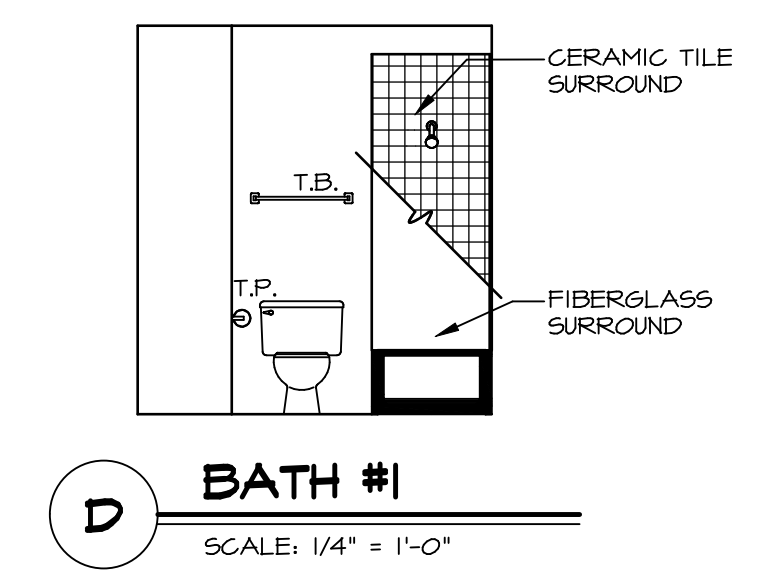
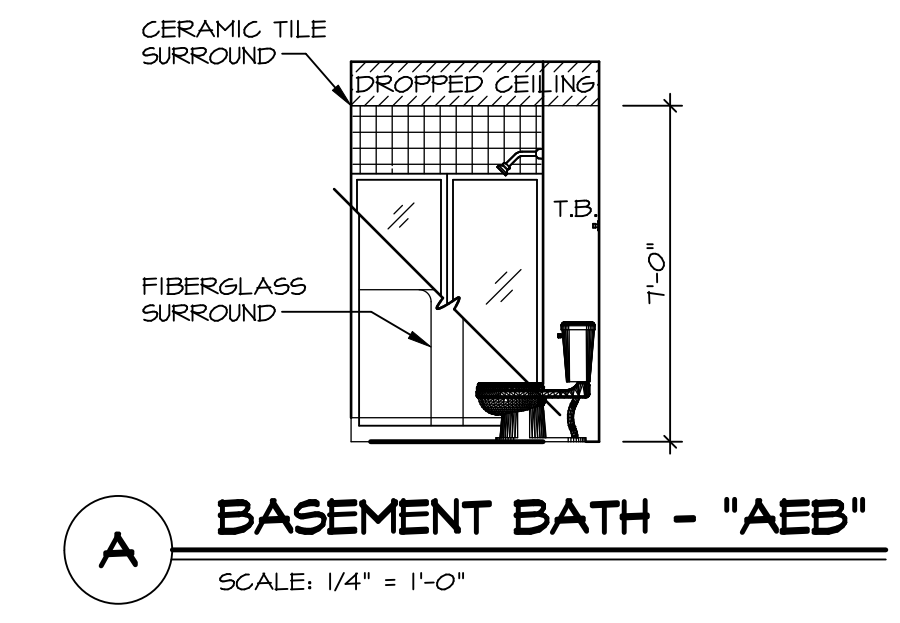
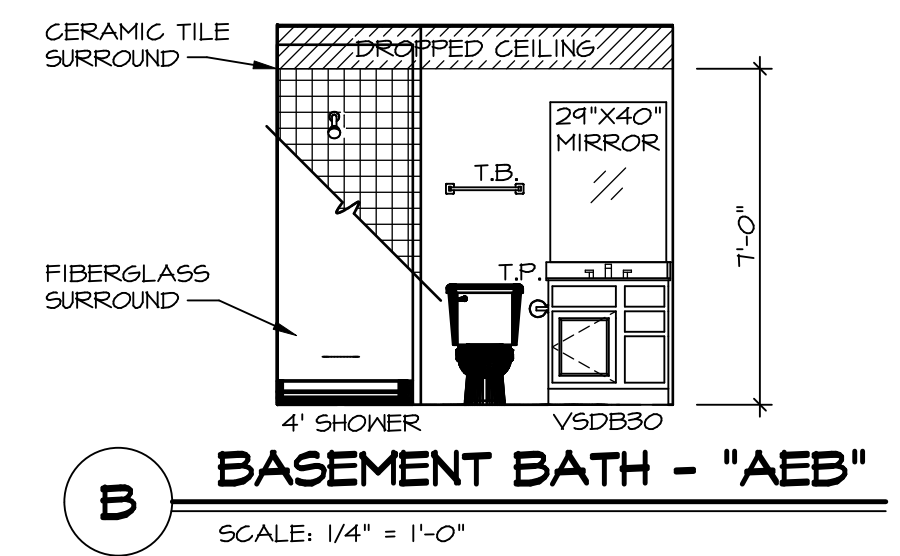
SET NO. A1A00
VERSION 01
DRAWN BY SGA
DATE: 9/17/15
OPTION

SHEET NO.
A-7
31

C:\NVR\Solves\AVIANO_A1A00_01\DCY-TE-0093\2137705\Sheet\Lot_Specific\A-7_PLN1_LS.dwg 10/22/20 - 3:19 am

NOTES:

1. TEMPERED GLASS SHOWER ENCLOSURE WITH SWING DOOR OR OPTIONAL SLIDING DOOR BY DIVISION
2. TUB ACCESS PANELS PROVIDED AS NEEDED, ALL MATERIALS BY DIVISION
3. REFER TO SHEET IT-2 FOR TUB AND SHOWER DETAILS.
4. ALL V5DB24-42 DRAWERS TO BE SET ON RIGHT HAND.
5. BATH ELEVATIONS ARE SHOWN PER PLAN.



SHEET NO. A-12	MODEL AVIANO DRAWING TITLE BATH ELEVATIONS OPTION DESCRIPTION	SET NO. A/A00 VERSION 01 DRAWN BY SGA DATE: 4/11/15 OPTION	DIV-COMM-LOT-UNIT DCY-TE-0093 COMM-LOT TARA ESTATES - 0093 STREET ADDRESS 1808 TIMBER WOLF DRIVE CITY FRANKLIN STATE OH ZIP 45005
NVR, Inc. 5285 Washburne, Suite 100 Frederick, MD 21703			© NVR, Inc. expressly reserves the right to modify or change any of the information contained in these plans. These plans are not to be reproduced, changed or altered in any way without the written consent of NVR, Inc.