


1 PLUMBING PLAN  
 A-5 SCALE: 1/4" = 1'-0"

SHEET NO. <b>A-5</b>	MODEL <b>ANDOVER</b>	SET NO. AND00
OPTION DESCRIPTION <b>20</b>	DRAWING TITLE PLUMBING PLAN	VERSION 01 DRAWN BY HD
	DATE:	OPTION



© NVR, Inc. expressly reserves the right to modify or amend these plans at any time without notice. These plans are not to be reproduced, changed or copied in any way without the written consent of NVR, Inc.

DIV-COMM-LOT-UNIT <b>DCY-YG-L562</b>	
COMM-LOT	APT. NO. -----
STREET ADDRESS VILGS OF WINDING CREEK WARR CO - L562	CITY STATE OH ZIP CENTERVILLE OH 45459

LEGEND	
	BEARING WALL
	NON BEARING WALL
	INDICATES BEARING FROM POINT-LOAD ABOVE
	JACKS
	BEAM/HEADER
	PAD FOOTING
	STEEL COLUMN
	PORTAL FRAME
	JOIST/TRUSS
	LVL
	ENGINEERING PAGE NUMBER

SEE FC DETAILS FOR FRAMING CONNECTORS

**FLOOR PLAN NOTES**

- ALL HEADERS ARE (2) 2x6 w/ 2x4 WALLS OR (3) 2x6 w/ 2x6 WALLS, UNLESS OTHERWISE NOTED.
- ALL HEADERS TO HAVE (1) 2x4 OR 2x6 JACK EACH END, UNLESS OTHERWISE NOTED.
- ALL EXTERIOR WALLS TO BE 4" AND ALL INTERIOR WALLS TO BE 3 1/2" UNLESS OTHERWISE NOTED.
- HATCHED AREAS INDICATE DROPPED CEILINGS. ALL DROPPED CEILINGS ARE 12" UNLESS OTHERWISE NOTED.
- SEE "BRACED WALL PANEL DETAIL SHEET" FOR SPECIAL WALL FRAMING LOCATIONS AND HEADER SIZES, IF APPLICABLE.
- SEE STANDARD DETAIL CATEGORY "IT" SHEET(S) FOR INTERIOR TRIM DETAILS.
- SEE ARCHITECTURAL DETAIL SHEET "AD" FOR HOUSE SPECIFIC INTERIOR TRIM OPTION TABLE.
- ALL WINDOWS HAVE 7'-0 1/2" HEADER HEIGHT UNLESS OTHERWISE NOTED.

**GYPSON NOTES**

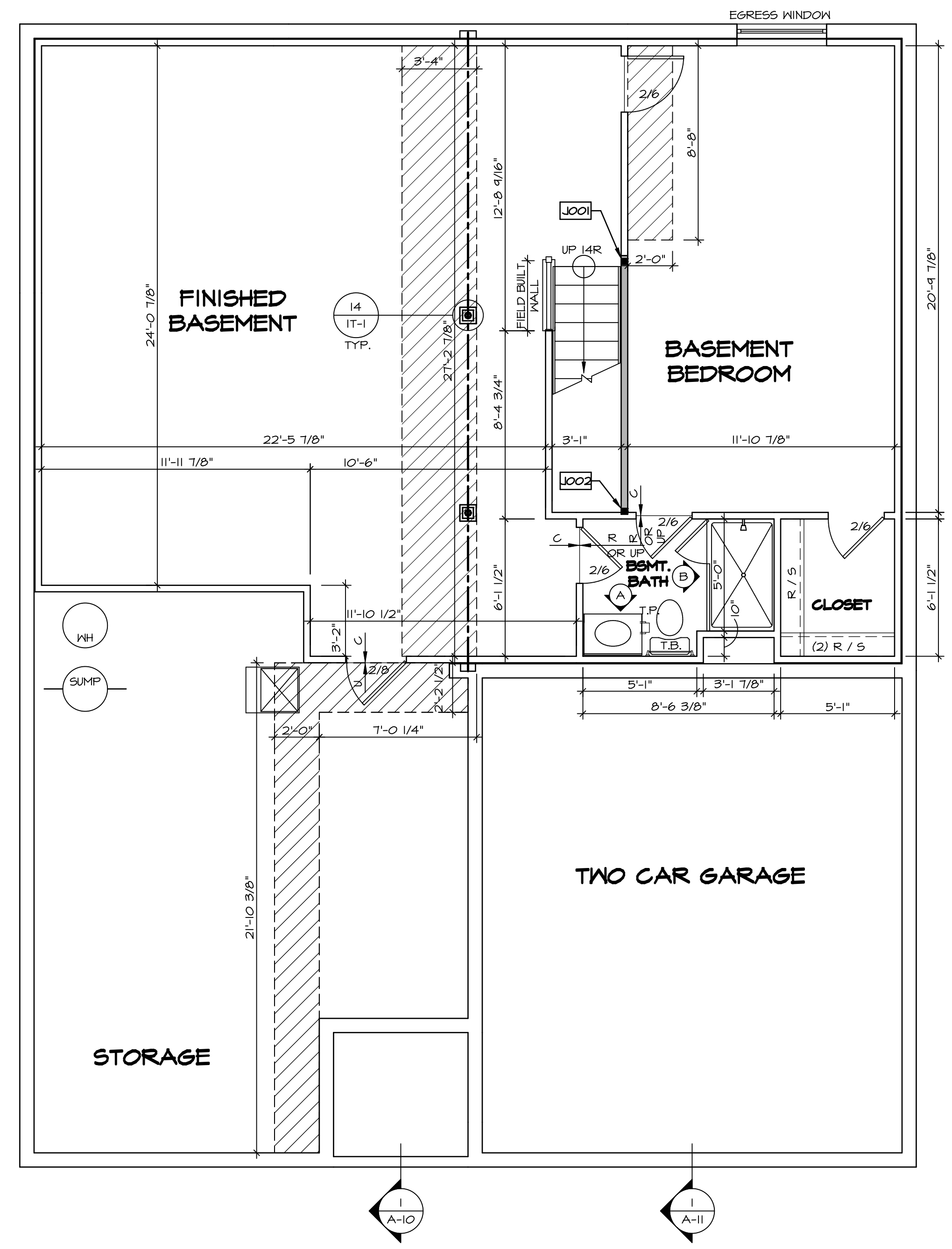
AT GARAGE:  
GYPSUM BOARD AT COMMON WALLS, CEILING, BEAM WRAPS AND SUPPORTS PER STANDARD DETAIL FA-1(b) FIRE ASSEMBLIES OR AS REQUIRED BY LOCAL CODE.

AT STAIRS:  
1/2" GYPSUM BOARD AT UNDERSIDE OF STAIRS AND WALLS IN CLOSET

BASEMENT WITH I-JOIST FLOOR SYSTEM ABOVE:  
UNFINISHED BASEMENT CEILING AREA

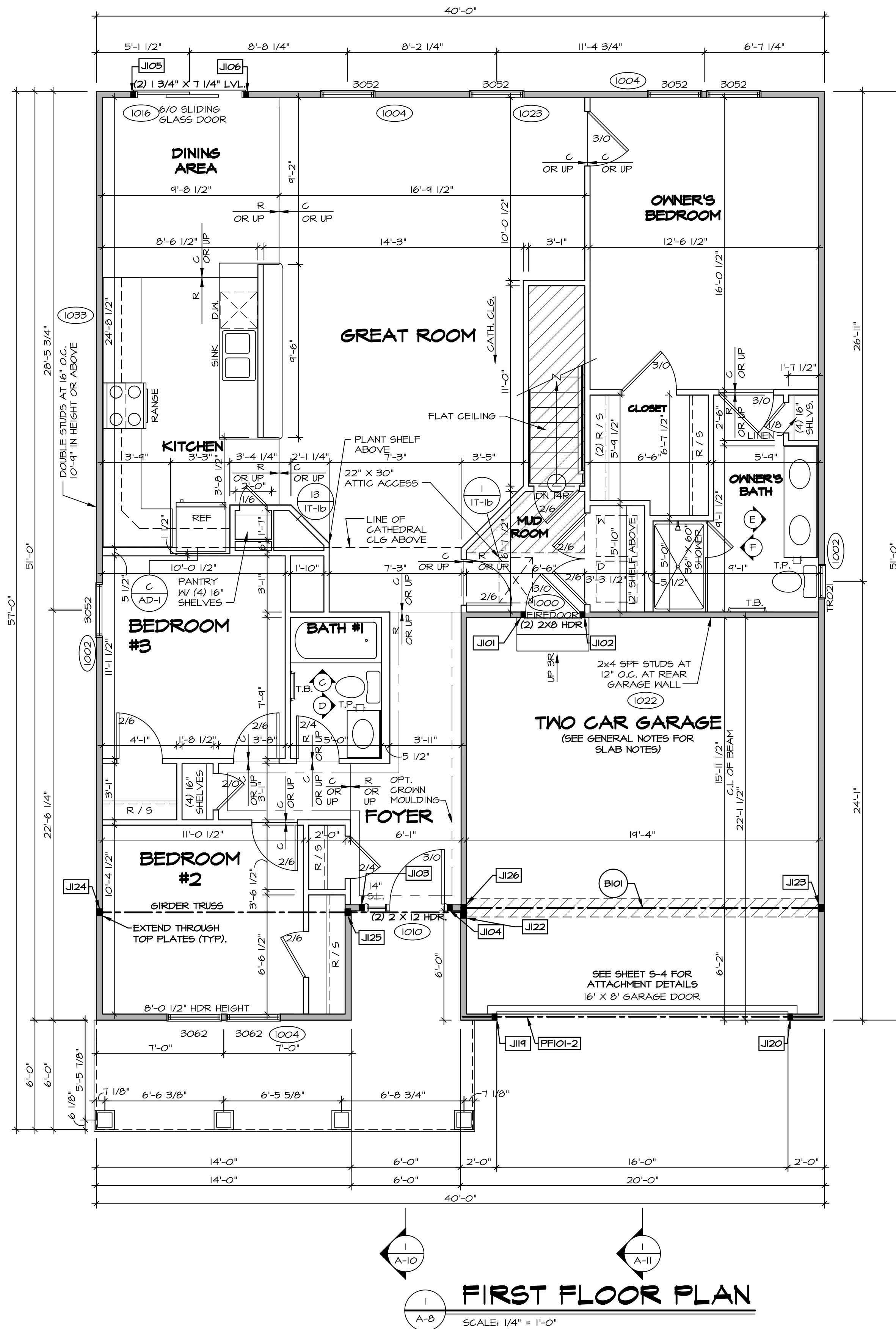
WITH OPTION "SCI" - DRYWALL UNFINISHED BASEMENT CEILING AREA

- NOTES:**
- 1/2" GYPSUM WALL BOARD REQUIRED ON CEILING IN UNFINISHED AREAS WHEN NO SPRINKLER SYSTEM IS INSTALLED
  - A MAXIMUM AREA OF 80 SQ FT MAY BE OMITTED AS NEEDED FOR INSTALLATION OF PLUMBING, ELECTRICAL, AND/OR HVAC (TYPICALLY AN 8'-0"x8'-0" CEILING SPACE ABOVE MECHANICAL AREA).
  - PROVIDE FIRE BLOCKING AS REQUIRED AT PERIMETER OF ANY AREAS WHERE DRYWALL HAS BEEN OMITTED.



**BASEMENT FLOOR PLAN**  
SCALE: 1/4" = 1'-0"

SHEET NO. <b>A-6</b>	MODEL <b>ANDOVER</b>	SET NO. AND00	VERSION 01
		DRAWING TITLE BASEMENT FLOOR PLAN	DRAWN BY DT
OPTION DESCRIPTION <b>23</b>	DATE:	DATE:	OPTION
		OPTION	OPTION
DIV-COMM-LOT-UNIT <b>DCY-YG-L562</b> COMM-LOT VLGES OF WINDING CREEK WARR CO - L562 STREET ADDRESS 4444 WHISPERING STREAM CT CITY STATE OH CENTERVILLE OH 45459		© NVR, Inc. expressly reserves the right to modify these plans without notice. These plans are not to be reproduced, changed or altered in any way without the written consent of NVR, Inc.	
NVR, Inc. Suite 100 5285 Walkersville Road Frederick, MD 21703		10/29/19 - 2:32 am C:\NVR\Solves\ANDOVER_AND00_01\DCY-YG-L562\144203\Sheet\Lot_Specific\Y3 A-6 BSMT_LS.dwg	



**FIRST FLOOR PLAN**

SCALE: 1/4" = 1'-0"

**GYPSUM NOTES**

AT GARAGE:  
 GYPSUM BOARD AT COMMON WALLS, CEILING, BEAM WRAPS AND SUPPORTS PER STANDARD DETAIL FA-16(B) FIRE ASSEMBLIES OR AS REQUIRED BY LOCAL CODE.

AT STAIRS:  
 1/2" GYPSUM BOARD AT UNDERSIDE OF STAIRS AND WALLS IN CLOSET

**FLOOR PLAN NOTES**

- ALL HEADERS ARE (2) 2x6 w/ 2x4 WALLS OR (3) 2x6 w/ 2x6 WALLS, UNLESS OTHERWISE NOTED.
- ALL HEADERS TO HAVE (1) 2x4 OR 2x6 JACK EACH END, UNLESS OTHERWISE NOTED.
- ALL EXTERIOR WALLS TO BE 4" AND ALL INTERIOR WALLS TO BE 3 1/2", UNLESS OTHERWISE NOTED.
- HATCHED AREAS INDICATE DROPPED CEILING. ALL DROPPED CEILING ARE 12" UNLESS OTHERWISE NOTED.
- SEE "BRACED WALL PANEL DETAIL SHEET" FOR SPECIAL WALL FRAMING LOCATIONS AND HEADER SIZES, IF APPLICABLE.
- SEE STANDARD DETAIL CATEGORY "11" SHEET(S) FOR INTERIOR TRIM DETAILS.
- SEE ARCHITECTURAL DETAIL SHEET "AD" FOR HOUSE SPECIFIC INTERIOR TRIM OPTION TABLE.
- ALL WINDOWS HAVE 1"-0 1/2" HEADER HEIGHT UNLESS OTHERWISE NOTED.

**LEGEND**

- BEARING WALL
  - NON BEARING WALL
  - INDICATES BEARING FROM POINT-LOAD ABOVE
  - JACKS
  - BEAM/HEADER
  - PAD FOOTING
  - STEEL COLUMN
  - PORTAL FRAME
  - JOIST/TRUSS
  - LVL
  - ENGINEERING PAGE NUMBER
- SEE FC DETAILS FOR FRAMING CONNECTORS

**FIRST FLOOR JACK SCHEDULE**

IDENTIFIER	DESCRIPTION	OPTIONS	ENG. NUM.	REMARKS
J101	JACK - (2) 2X4 SPF STUD GRADE	Z/A	1000	
J102	JACK - (2) 2X4 SPF STUD GRADE	Z/A	1000	
J103	JACK - (2) 2X4 SPF STUD GRADE	S/X	1010	
J104	JACK - (2) 2X4 SPF STUD GRADE	S/X	1010	
J105	JACK - (2) 2X4 SPF STUD GRADE	D/GT	1016	
J106	JACK - (2) 2X4 SPF STUD GRADE	D/GT	1016	
J119	JACK - (2) 2X4 SPF STUD GRADE	S/X	1012	
J120	JACK - (2) 2X4 SPF STUD GRADE	S/X	1012	
J122	JACK - (3) 2X4 SPF STUD GRADE	Z/A / E/LC / E/LL	1021	
J123	JACK - (3) 2X4 SPF STUD GRADE	Z/A / S/X	1025	
J124	JACK - (3) 2X4 SPF STUD GRADE	Z/A / E/LC / E/LL	1021	
J125	JACK - (3) 2X4 SPF STUD GRADE	Z/A / E/LC / E/LL	1021	
J126	JACK - (3) 2X4 SPF STUD GRADE	Z/A / S/X	1025	

**LVL PLY TO PLY FASTENING SCHEDULE: (WHERE APPLICABLE BASED ON LVL USAGE)**

- 1.A - (2) PLY UP TO AND INCLUDING 11/8" TALL; FASTEN PLYS W/ (2) ROWS 16D NAILS AT 12" O.C.
- 2.A - (2) PLY 1/4" TO AND INCLUDING 1/2" TALL (INCLUSIVE); FASTEN PLYS W/ (3) ROWS 16D NAILS AT 12" O.C.
- 3.A - (2) PLY 20" TALL AND OVER; FASTEN PLYS W/ (4) ROWS 16D NAILS AT 12" O.C.
- 4.A - (3) PLY UP TO AND INCLUDING 11/8" TALL; FASTEN PLYS W/ (2) ROWS 16D NAILS AT 12" O.C. FROM EACH SIDE
- 5.A - (3) PLY 1/4" TO AND INCLUDING 1/2" TALL (INCLUSIVE); FASTEN PLYS W/ (3) ROWS 16D NAILS AT 12" O.C. FROM EACH SIDE
- 6.A - (3) PLY 20" TALL AND OVER; FASTEN PLYS W/ (4) ROWS 16D NAILS AT 12" O.C. FROM EACH SIDE

**FIELD INSTALLED FIRST FLOOR BEAM/HEADER SCHEDULE**

IDENTIFIER	DESCRIPTION	LENGTH	OPTIONS	ENG. NUM.	REMARKS
B101	BEAM STEEL - W12X14	19'-0 1/2"	Z/A / S/X	1025	
PFI01-2	LVL - 11-04	19'-4"	S/X	1012	1.A

**STEEL COLUMN SCHEDULE**

IDENTIFIER	STYLE	HEIGHT	OPTIONS	ENG. NUM.	REMARKS
------------	-------	--------	---------	-----------	---------

DCY-VG-L562

COM-LOT

VLGES OF WINDING CREEK WARR CO - L562

STREET ADDRESS

4444 WHISPERING STREAM CT

CITY

CENTERVILLE

STATE

OH

ZIP

45459

APRT. NO.

4444 WHISPERING STREAM CT

CITY

CENTERVILLE

STATE

OH

ZIP

45459

APRT. NO.

4444 WHISPERING STREAM CT

CITY

CENTERVILLE

STATE

OH

ZIP

45459

APRT. NO.

4444 WHISPERING STREAM CT

CITY

CENTERVILLE

STATE

OH

ZIP

45459

APRT. NO.

4444 WHISPERING STREAM CT

CITY

CENTERVILLE

STATE

OH

ZIP

45459

APRT. NO.

4444 WHISPERING STREAM CT

CITY

CENTERVILLE

STATE

OH

ZIP

45459

APRT. NO.

4444 WHISPERING STREAM CT

CITY

CENTERVILLE

STATE

OH

ZIP

45459

APRT. NO.

4444 WHISPERING STREAM CT

CITY

CENTERVILLE

STATE

OH

ZIP

45459

APRT. NO.

4444 WHISPERING STREAM CT

CITY

CENTERVILLE

STATE

OH

ZIP

45459

APRT. NO.

4444 WHISPERING STREAM CT

CITY

CENTERVILLE

STATE

OH

ZIP

45459

APRT. NO.

4444 WHISPERING STREAM CT

CITY

CENTERVILLE

STATE

OH

ZIP

45459

APRT. NO.

4444 WHISPERING STREAM CT

CITY

CENTERVILLE

STATE

OH

ZIP

45459

APRT. NO.

4444 WHISPERING STREAM CT

CITY

CENTERVILLE

STATE

OH

ZIP

45459

APRT. NO.

4444 WHISPERING STREAM CT

CITY

CENTERVILLE

STATE

OH

ZIP

45459

APRT. NO.

4444 WHISPERING STREAM CT

CITY

CENTERVILLE

STATE

OH

ZIP

45459

APRT. NO.

4444 WHISPERING STREAM CT

CITY

CENTERVILLE

STATE

OH

ZIP

45459

APRT. NO.

4444 WHISPERING STREAM CT

CITY

CENTERVILLE

STATE

OH

ZIP

45459

APRT. NO.

4444 WHISPERING STREAM CT

CITY

CENTERVILLE

STATE

OH

ZIP

45459

APRT. NO.

4444 WHISPERING STREAM CT

CITY

CENTERVILLE

STATE

OH

ZIP

45459

APRT. NO.

4444 WHISPERING STREAM CT

CITY

CENTERVILLE

STATE

OH

ZIP

45459

APRT. NO.

4444 WHISPERING STREAM CT

CITY

CENTERVILLE

STATE

OH

ZIP

45459

APRT. NO.

4444 WHISPERING STREAM CT

CITY

CENTERVILLE

STATE

OH

ZIP

45459

APRT. NO.

4444 WHISPERING STREAM CT

CITY

CENTERVILLE

STATE

OH

ZIP

45459

APRT. NO.

4444 WHISPERING STREAM CT

CITY

CENTERVILLE

STATE

OH

ZIP

45459

APRT. NO.

4444 WHISPERING STREAM CT

CITY

CENTERVILLE

STATE

OH

ZIP

45459

APRT. NO.

4444 WHISPERING STREAM CT

CITY

CENTERVILLE

STATE

OH

ZIP

45459

APRT. NO.

4444 WHISPERING STREAM CT

CITY

CENTERVILLE

STATE

OH

ZIP

45459

APRT. NO.

4444 WHISPERING STREAM CT

CITY

CENTERVILLE

STATE

OH

ZIP

45459

APRT. NO.

4444 WHISPERING STREAM CT

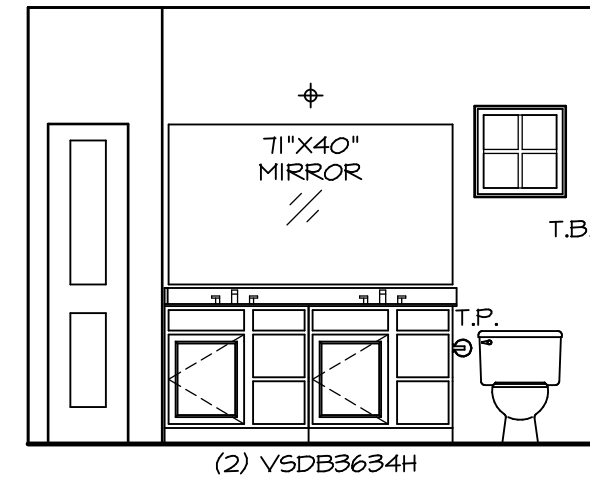
CITY

CENTERVILLE

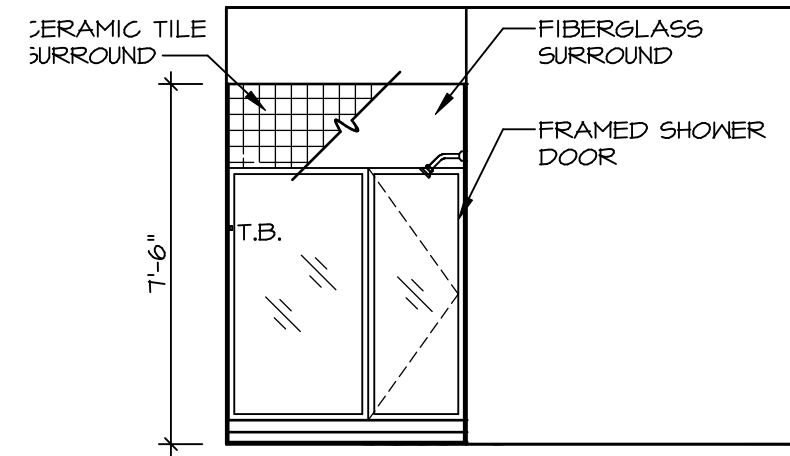
STATE

OH

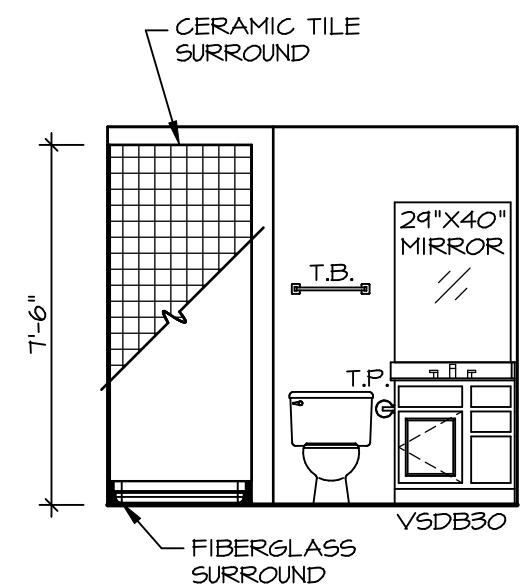
ZIP</



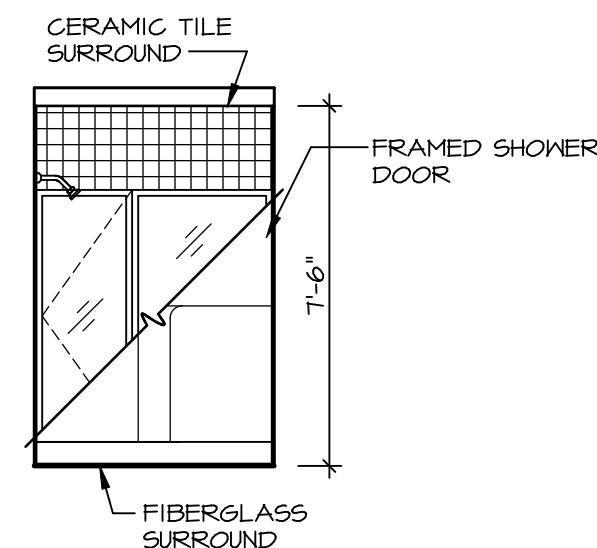
**E OWNER'S BATH**  
SCALE: 1/4" = 1'-0"



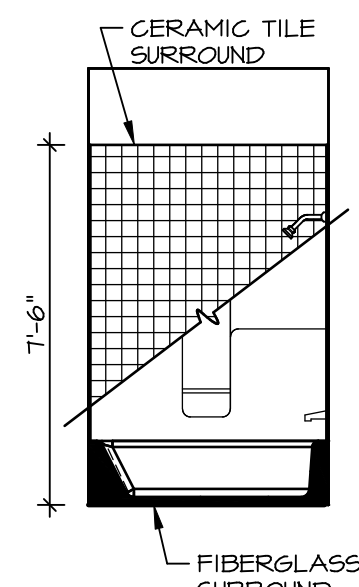
**F OWNER'S BATH**  
SCALE: 1/4" = 1'-0"



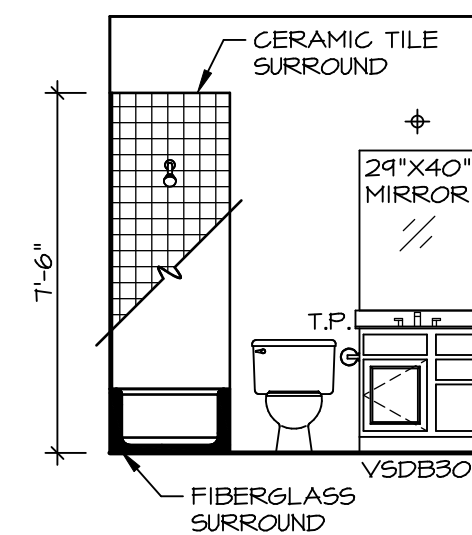
**A BASEMENT BATH**  
SCALE: 1/4" = 1'-0"



**B BASEMENT BATH**  
SCALE: 1/4" = 1'-0"



**C BATH #1**  
SCALE: 1/4" = 1'-0"



**D BATH #1**  
SCALE: 1/4" = 1'-0"

**NOTES:**

1. TEMPERED GLASS SHOWER ENCLOSURE WITH SWING DOOR OR OPTIONAL SLIDING DOOR BY DIVISION
2. TUB ACCESS PANELS PROVIDED AS NEEDED, ALL MATERIALS BY DIVISION
3. REFER TO SHEET IT-2 FOR TUB AND SHOWER DETAILS.
4. ALL VSDB24-42 DRAWERS TO BE SET ON RIGHT HAND.
5. BATH ELEVATIONS ARE SHOWN PER PLAN.

SHEET NO. **A-14**  
MODEL **ANDOVER**  
DRAWING TITLE **BATH ELEVATIONS**  
OPTION DESCRIPTION

SET NO. **AND00**  
VERSION **01**  
DRAWN BY **HD**  
DATE:  
OPTION

© NVR, Inc. expressly reserves the right to modify these plans without notice. These plans are not to be reproduced, changed or altered in any way without the written consent of NVR, Inc.

DIV-COMM-LOT-UNIT **DCY-Y6-L562**  
COMM-LOT  
STREET ADDRESS **VLGS OF WINDING CREEK WARR CO - L562**  
CITY **CENTERVILLE** STATE **OH** ZIP **45459**  
APT. NO. **----**

40