


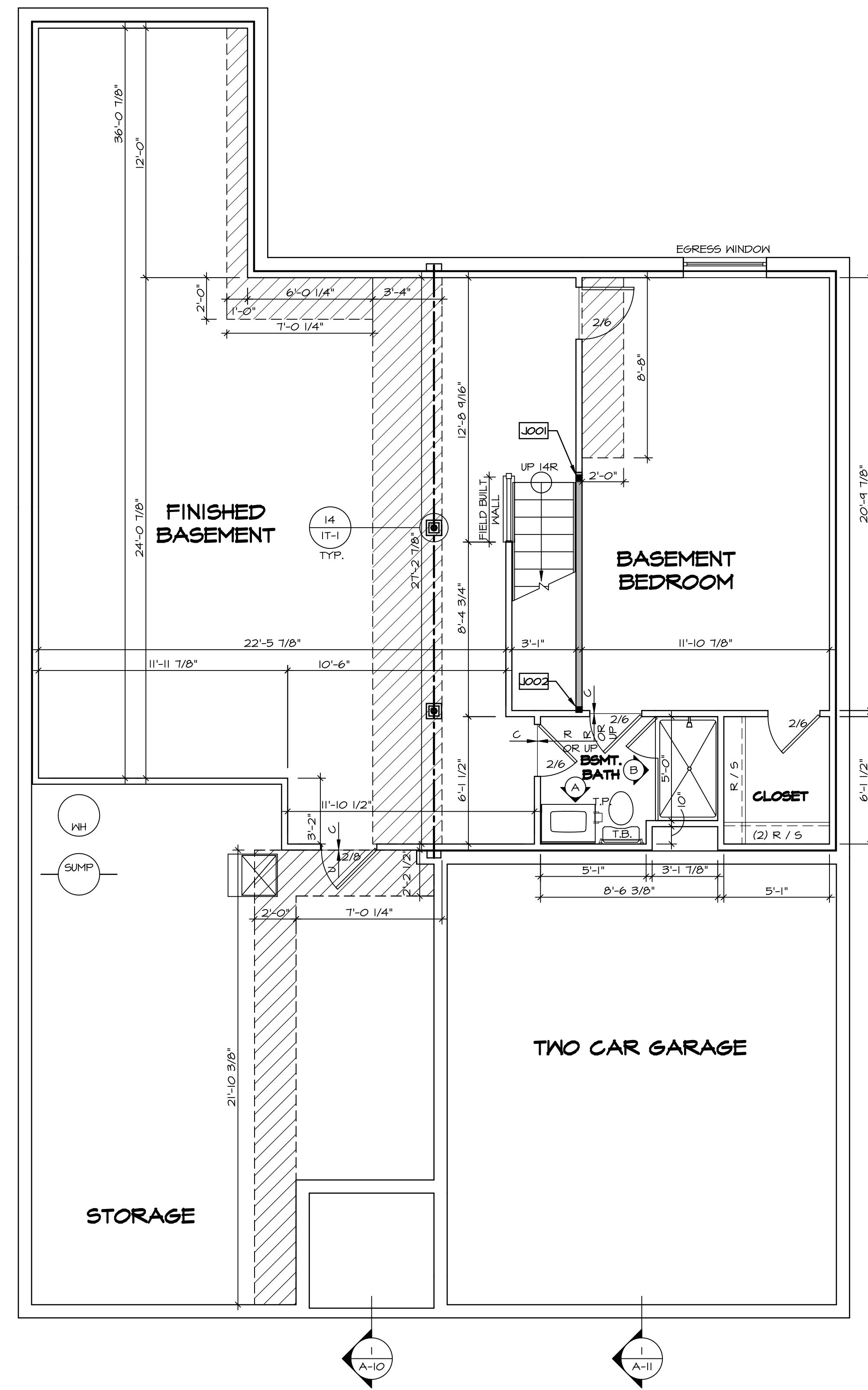
1 PLUMBING PLAN  
A-5 SCALE: 1/4" = 1'-0"

SHEET NO. <b>A-5</b>	MODEL <b>ANDOVER</b>	SET NO. AND00
OPTION DESCRIPTION <b>20</b>	DRAWING TITLE PLUMBING PLAN	VERSION 01
	DATE:	DRAWN BY HD
	OPTION	



© NVR, Inc. expressly reserves the right to modify or amend these plans at any time without notice. These plans are not to be reproduced, changed or copied in any way without the written consent of NVR, Inc.

DIV-COMM-LOT-UNIT <b>DCY-Y6-L576</b>	
COMM-LOT	Y6S OF MINDING CREEK WARR CO - L576
STREET ADDRESS	4508 WHISPERING STREAM COURT
CITY	CENTERVILLE
STATE	OH
ZIP	45459



LEGEND	
	BEARING WALL
	NON BEARING WALL
	INDICATES BEARING FROM POINT-LOAD ABOVE
	JACKS
	BEAM/HEADER
	PAD FOOTING
	STEEL COLUMN
	PORTAL FRAME
	JOIST/TRUSS
	LVL
	ENGINEERING PAGE NUMBER

SEE FC DETAILS FOR FRAMING CONNECTORS

**FLOOR PLAN NOTES**

- ALL HEADERS ARE (2) 2x6 w/ 2x4 WALLS OR (3) 2x6 w/ 2x6 WALLS, UNLESS OTHERWISE NOTED.
- ALL HEADERS TO HAVE (1) 2x4 OR 2x6 JACK EACH END, UNLESS OTHERWISE NOTED.
- ALL EXTERIOR WALLS TO BE 4" AND ALL INTERIOR WALLS TO BE 3 1/2" UNLESS OTHERWISE NOTED.
- HATCHED AREAS INDICATE DROPPED CEILINGS. ALL DROPPED CEILINGS ARE 12" UNLESS OTHERWISE NOTED.
- SEE "BRACED WALL PANEL DETAIL SHEET" FOR SPECIAL WALL FRAMING LOCATIONS AND HEADER SIZES, IF APPLICABLE.
- SEE STANDARD DETAIL CATEGORY "IT" SHEET(S) FOR INTERIOR TRIM DETAILS.
- SEE ARCHITECTURAL DETAIL SHEET "AD" FOR HOUSE SPECIFIC INTERIOR TRIM OPTION TABLE.
- ALL WINDOWS HAVE 7'-0 1/2" HEADER HEIGHT UNLESS OTHERWISE NOTED.

**GYPSTUM NOTES**

AT GARAGE:  
GYPSUM BOARD AT COMMON WALLS, CEILING, BEAM WRAPS AND SUPPORTS PER STANDARD DETAIL FA-1(b) FIRE ASSEMBLIES OR AS REQUIRED BY LOCAL CODE.

AT STAIRS:  
1/2" GYPSUM BOARD AT UNDERSIDE OF STAIRS AND WALLS IN CLOSET

BASEMENT WITH I-JOIST FLOOR SYSTEM ABOVE:  
UNFINISHED BASEMENT CEILING AREA

WITH OPTION "SGI" - DRYWALL UNFINISHED BASEMENT CEILING AREA

- NOTES:**
- 1/2" GYPSUM WALL BOARD REQUIRED ON CEILING IN UNFINISHED AREAS WHEN NO SPRINKLER SYSTEM IS INSTALLED
  - A MAXIMUM AREA OF 80 SQ FT MAY BE OMITTED AS NEEDED FOR INSTALLATION OF PLUMBING, ELECTRICAL, AND/OR HVAC (TYPICALLY AN 8'-0"x8'-0" CEILING SPACE ABOVE MECHANICAL AREA).
  - PROVIDE FIRE BLOCKING AS REQUIRED AT PERIMETER OF ANY AREAS WHERE DRYWALL HAS BEEN OMITTED.

**BASEMENT FLOOR PLAN**  
SCALE: 1/4" = 1'-0"

SHEET NO. <b>A-6</b>	MODEL <b>ANDOVER</b>	SET NO. AND00	VERSION 01
	DRAWING TITLE <b>BASEMENT FLOOR PLAN</b>	DRAWN BY DT	DATE:
OPTION DESCRIPTION	OPTION	DRAWN BY DT	
<b>23</b>		DATE:	
		OPTION	

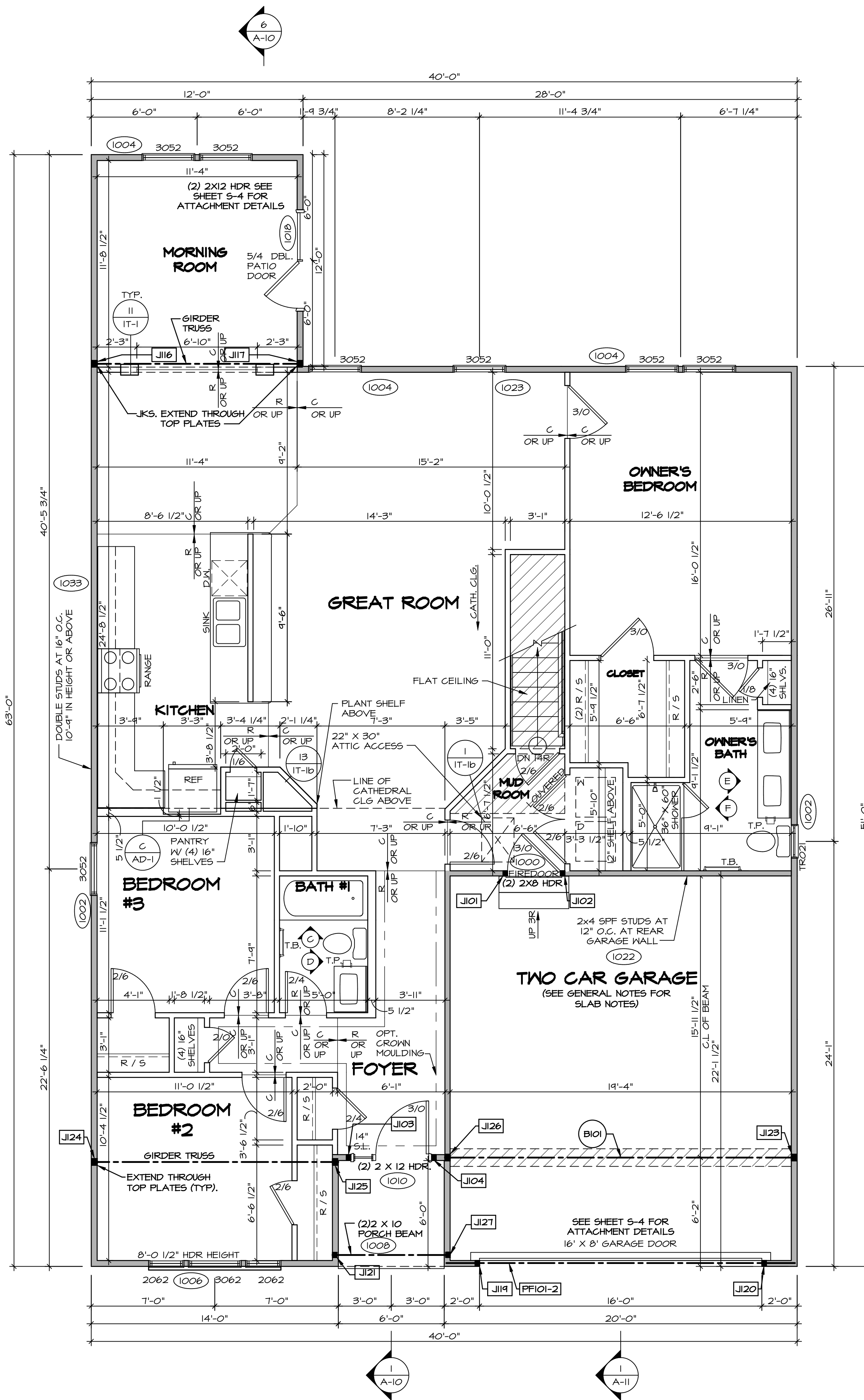
DIV-COMM-LOT-UNIT <b>DCY-YG-L576</b>	
COMM-LOT	VLGS OF WINDING CREEK WARR CO - L576
STREET ADDRESS	4508 WHISPERING STREAM COURT
CITY	CENTERVILLE
STATE	OH
ZIP	45459

© NVR, Inc. expressly reserves the right to modify these plans without notice. These plans are not to be reproduced, changed or altered in any way without the written consent of NVR, Inc.	
<b>NVR</b>	
NVR, Inc. Suite 100 5285 Walkers Lane Frederick, MD 21703	

C:\NVR\Solves\ANDOVER\_AND00\_01\DCY-YG-L576\171819\Sheet\Lot\_Specific\Y3 A-6 BSMT\_LS.dwg 03/06/20 - 6:05 am



**FIRST FLOOR PLAN**  
SCALE: 1/4" = 1'-0"

**GYPSUM NOTES**

AT GARAGE:  
GYPSUM BOARD AT COMMON WALLS, CEILING, BEAM WRAPS AND SUPPORTS PER STANDARD DETAIL FA-16(B) FIRE ASSEMBLY OR AS REQUIRED BY LOCAL CODE.

AT STAIRS:  
1/2" GYPSUM BOARD AT UNDERSIDE OF STAIRS AND WALLS IN CLOSET

**LEGEND**

- BEARING WALL
- NON BEARING WALL
- INDICATES BEARING FROM POINT-LOAD ABOVE JACKS
- BEAM/HEADER
- PAD FOOTING
- STEEL COLUMN
- PORTAL FRAME
- JOIST/TRUSS
- LVL
- SEE FC DETAILS FOR FRAMING CONNECTORS

**FLOOR PLAN NOTES**

- ALL HEADERS ARE (2) 2x6 w/ 2x4 WALLS OR (3) 2x6 w/ 2x6 WALLS, UNLESS OTHERWISE NOTED.
- ALL HEADERS TO HAVE (1) 2x4 OR 2x6 JACK EACH END, UNLESS OTHERWISE NOTED.
- ALL EXTERIOR WALLS TO BE 4" AND ALL INTERIOR WALLS TO BE 3 1/2", UNLESS OTHERWISE NOTED.
- HATCHED AREAS INDICATE DROPPED CEILING. ALL DROPPED CEILING ARE 12" UNLESS OTHERWISE NOTED.
- SEE "BRACED WALL PANEL DETAIL SHEET" FOR SPECIAL WALL FRAMING LOCATIONS AND HEADER SIZES, IF APPLICABLE.
- SEE STANDARD DETAIL CATEGORY "11" SHEET(S) FOR INTERIOR TRIM DETAILS.
- SEE ARCHITECTURAL DETAIL SHEET "AD" FOR HOUSE SPECIFIC INTERIOR TRIM OPTION TABLE.
- ALL WINDOWS HAVE T=0 1/2" HEADER HEIGHT UNLESS OTHERWISE NOTED.

**FIRST FLOOR JACK SCHEDULE**

IDENTIFIER	DESCRIPTION	OPTIONS	ENG. NUM.	REMARKS
J101	JACK - (2) 2X4 SPF STUD GRADE	ZIA	1000	
J102	JACK - (2) 2X4 SPF STUD GRADE	ZIA	1000	
J103	JACK - (2) 2X4 SPF STUD GRADE	SXC	1010	
J104	JACK - (2) 2X4 SPF STUD GRADE	SXC	1010	
J116	JACK - (3) 2X4 SPH	MAA / SXC / ZIA	1020	
J117	JACK - (3) 2X4 SPH	MAA / SXC / ZIA	1020	
J119	JACK - (2) 2X4 SPF STUD GRADE	SXC	1012	
J120	JACK - (2) 2X4 SPF STUD GRADE	SXC	1012	
J121	JACK - (2) 2X4 SPF STUD GRADE	ELA	1008	
J123	JACK - (3) 2X4 SPF STUD GRADE	ZIA / SXC	1025	
J124	JACK - (3) 2X4 SPH		1020	
J125	JACK - (3) 2X4 SPH		1020	
J126	JACK - (3) 2X4 SPF STUD GRADE	ZIA / SXC	1025	
J127	JACK - (2) 2X4 SPF STUD GRADE	ELA	1008	

**LVL PLY TO PLY FASTENING SCHEDULE: (WHERE APPLICABLE BASED ON LVL USAGE)**

- (2) PLY UP TO AND INCLUDING 11 7/8" TALL; FASTEN FLIES W (2) ROWS 16D NAILS AT 12" O.C.
- (2) PLY 14" TO AND INCLUDING 18" TALL (INCLUSIVE); FASTEN FLIES W (3) ROWS 16D NAILS AT 12" O.C.
- (2) PLY 20" TALL AND OVER; FASTEN FLIES W (4) ROWS 16D NAILS AT 12" O.C.
- (3) PLY UP TO AND INCLUDING 11 7/8" TALL; FASTEN FLIES W (2) ROWS 16D NAILS AT 12" O.C. FROM EACH SIDE
- (3) PLY 14" TO AND INCLUDING 18" TALL (INCLUSIVE); FASTEN FLIES W (3) ROWS 16D NAILS AT 12" O.C. FROM EACH SIDE
- (3) PLY 20" TALL AND OVER; FASTEN FLIES W (4) ROWS 16D NAILS AT 12" O.C. FROM EACH SIDE

**FIELD INSTALLED FIRST FLOOR BEAM/HEADER SCHEDULE**

IDENTIFIER	DESCRIPTION	LENGTH	OPTIONS	ENG. NUM.	REMARKS
B101	BEAM STEEL - W12X14	19'-10 1/2"	ZIA / SXC	1025	
PF101-2	LVL - 11-04	14'-4"	SXC	1012	1A

**STEEL COLUMN SCHEDULE**

IDENTIFIER	STYLE	HEIGHT	OPTIONS	ENG. NUM.	REMARKS
------------	-------	--------	---------	-----------	---------

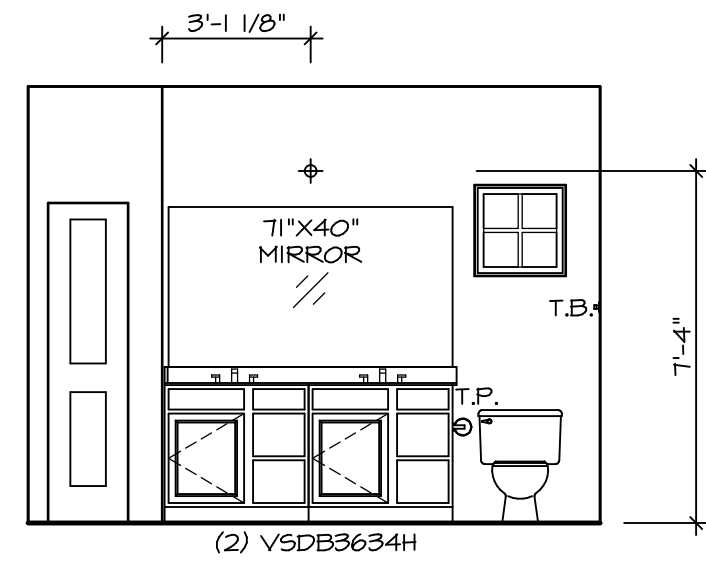
DCY-YG-L576  
 COMM-Lot  
 VLGES OF WINDING CREEK MARR CO - L576  
 STREET ADDRESS  
 4508 WHISPERING STREAM COURT  
 CITY STATE OH  
 ZIP 45459

NVR, Inc. expressly reserves the right to modify these plans without notice. These plans are not to be reproduced, changed or altered in any way without the written consent of NVR, Inc.

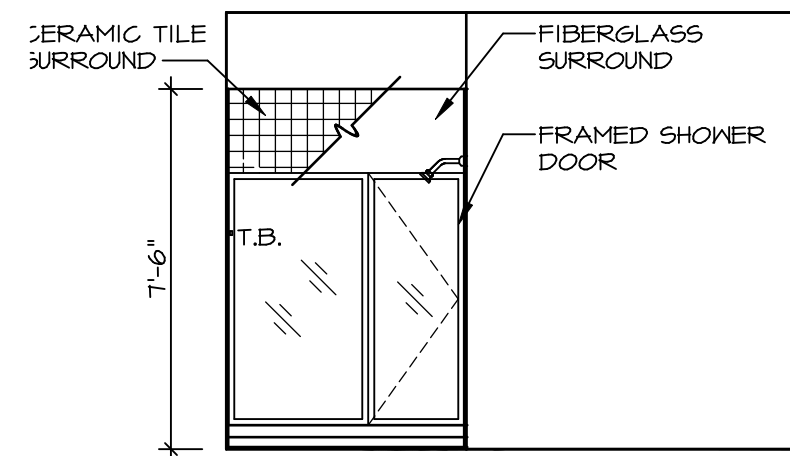
**NVR**  
 NVR, Inc. Suite 100  
 5285 Washington Blvd.  
 Frederick, MD 21703

MODEL: ANDOVER  
 DRAWING TITLE: FIRST FLOOR PLAN  
 SHEET NO. A-8  
 SET NO. ANDOVER  
 VERSION 01  
 DRAWN BY: HD  
 DATE:  
 OPTION

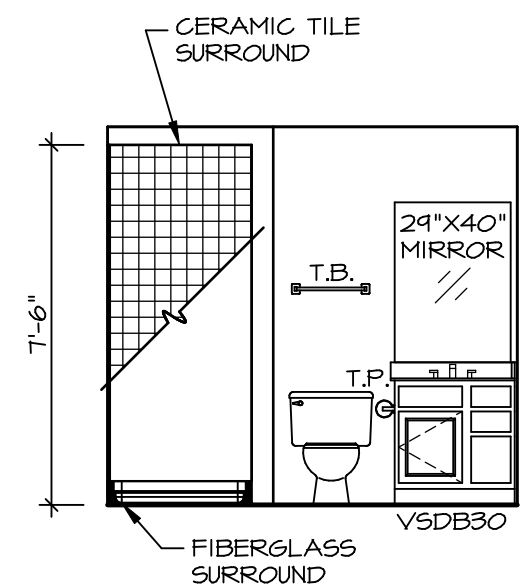




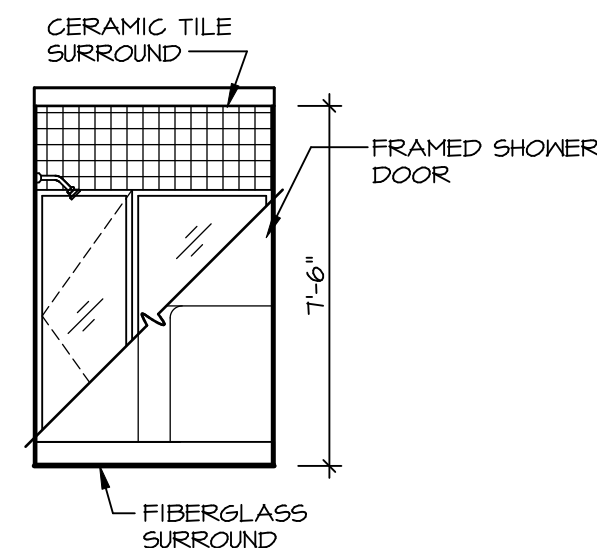
**E** OWNER'S BATH  
SCALE: 1/4" = 1'-0"



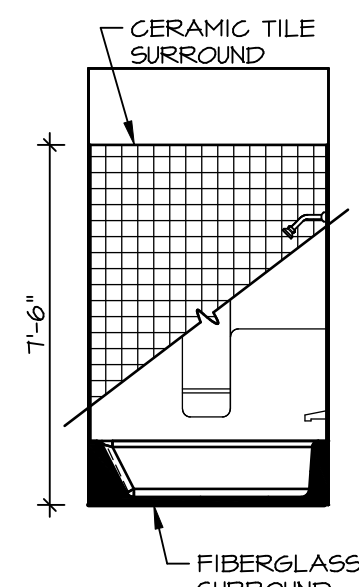
**F** OWNER'S BATH  
SCALE: 1/4" = 1'-0"



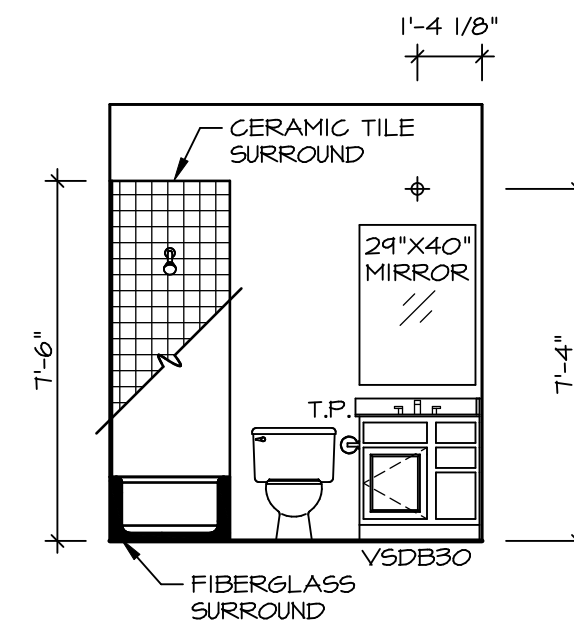
**A** BASEMENT BATH  
SCALE: 1/4" = 1'-0"



**B** BASEMENT BATH  
SCALE: 1/4" = 1'-0"



**C** BATH #1  
SCALE: 1/4" = 1'-0"




**D** BATH #1  
SCALE: 1/4" = 1'-0"

**NOTES:**

1. TEMPERED GLASS SHOWER ENCLOSURE WITH SWING DOOR OR OPTIONAL SLIDING DOOR BY DIVISION
2. TUB ACCESS PANELS PROVIDED AS NEEDED, ALL MATERIALS BY DIVISION
3. REFER TO SHEET IT-2 FOR TUB AND SHOWER DETAILS.
4. ALL V5DB24-42 DRAWERS TO BE SET ON RIGHT HAND.
5. BATH ELEVATIONS ARE SHOWN PER PLAN.

SHEET NO. **A-14**  
MODEL **ANDOVER**  
DRAWING TITLE **BATH ELEVATIONS**  
OPTION DESCRIPTION

SET NO. **AND00**  
VERSION **01**  
DRAWN BY **HD**  
DATE:  
OPTION



© NVR, Inc. All rights reserved. The owner expressly reserves the right to modify or change these plans at any time without notice. These plans are not to be reproduced, changed or copied in any way without the written consent of NVR, Inc.

DIV-COMM-LOT-UNIT **DCY-Y6-L576**  
COMM-LOT  
VILLES OF WINDING CREEK WARR CO - L576  
STREET ADDRESS **4508 WHISPERING STREAM COURT**  
CITY **CENTERVILLE** STATE **OH** ZIP **45459**