


NOTE
 RADON REMEDIATION
 RADON LOOP:
 - (4") PERFORATED HDPE "LOOP"
 - MUST BE PLACED IN STONE BED SLIGHTLY HIGHER THAN ANY INTERIOR DRAINTILE
 - LOOP TO BE SEPARATE FROM ANY DRAINTILE ELEMENTS
 - TO BE CORRUGATED HDPE PIPE
 - SCREWS TO BE INSTALLED THROUGH LOOP AT TEE UP INTO STACK
 STACK REQUIREMENTS:
 - 3" PVC STACK (4" IF BASEMENT IS GREATER THAN 2200 SQFT.)
 - NO PART OF STACK IS TO BE HORIZONTAL
 - PIPE TO BE PHYSICALLY LABELED IN THE FIELD AS "RADON VENT" OR OTHER JURISDICTIONALLY REQUIRED LANGUAGE (ON EVERY LEVEL OF HOUSE)
 - ROOF TERMINATION TO BE IN TOP 1/3 OF ROOF
 - SCREEN INSTALLED TO KEEP PESTS OUT OF RADON VENT AT ROOF TERMINATION

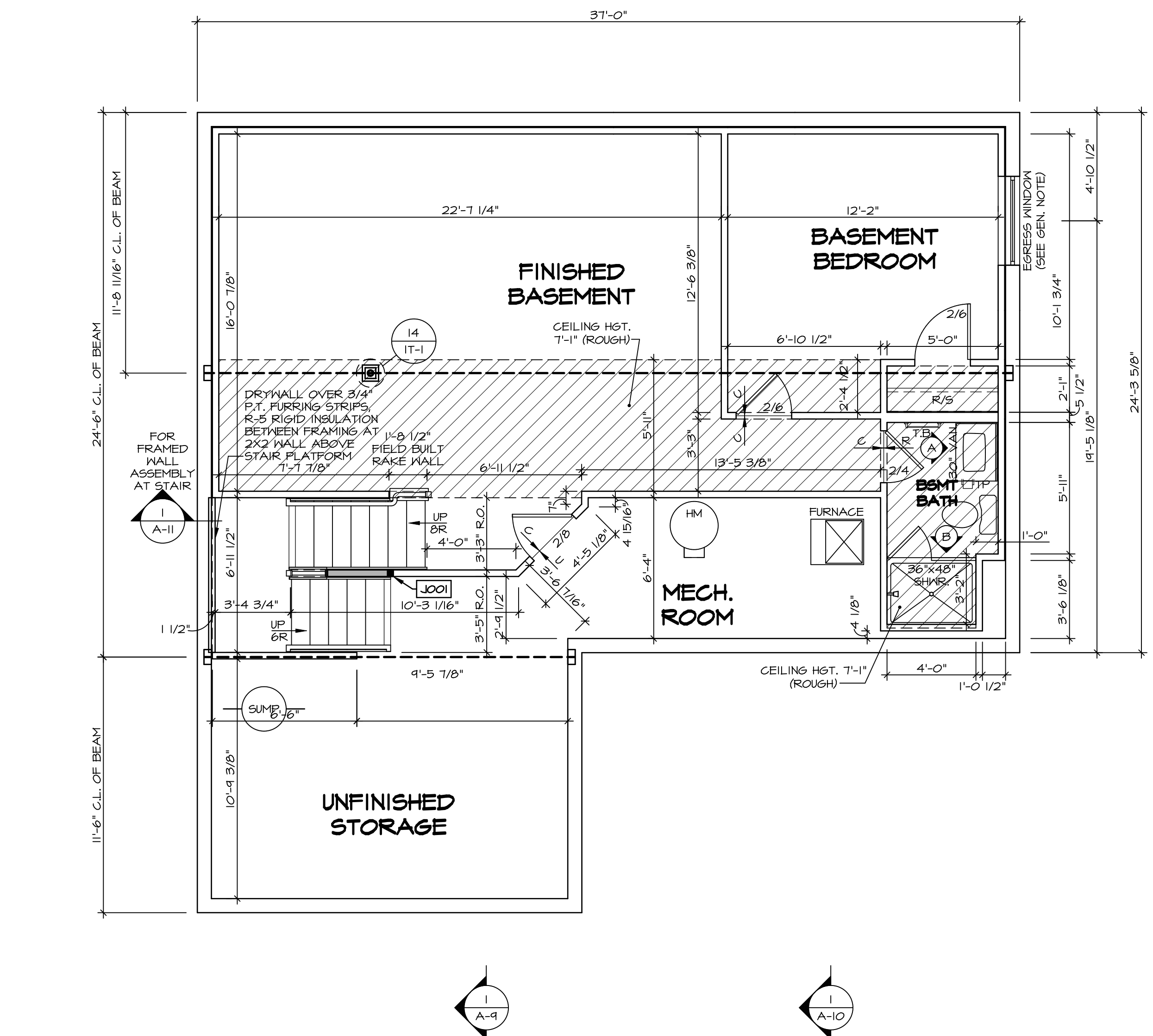
PLUMBING PLAN
 SCALE: 1/4" = 1'-0"

SHEET NO. A-5	MODEL COLUMBIA	SET NO. VERSION DRAWN BY DATE OPTION	CLM00_01 DCY-VG-L682 JAB 100
23	PLUMBING PLAN GROUNDWORKS		



© NVR, Inc. All rights reserved. No part of this document may be reproduced, stored in a retrieval system, or transmitted in any form or by any means, electronic, mechanical, photocopying, recording, or by any information storage and retrieval system, without the prior written permission of NVR, Inc.

DIV-COMM-LOT-UNIT DCY-VG-L682	
COMM-LOT	VILLES OF WINDING CREEK WARR CO - L682
STREET ADDRESS	2222 COLD STREAM DR
CITY	CENTERVILLE
STATE	OH
ZIP	45458



BASEMENT FLOOR PLAN
SCALE: 1/4" = 1'-0"

LEGEND

- BEARING WALL
- NON BEARING WALL
- INDICATES BEARING FROM POINT-LOAD ABOVE
- JACKS
- BEAM/HEADER
- PAD FOOTING
- STEEL COLUMN
- PORTAL FRAME
- JOIST/TRUSS
- LVL
- ENGINEERING PAGE NUMBER

SEE FC DETAILS FOR FRAMING CONNECTORS

- FLOOR PLAN NOTES**
- ALL HEADERS ARE (2) 2x6 w/ 2x4 WALLS OR (3) 2x6 w/ 2x6 WALLS, UNLESS OTHERWISE NOTED.
 - ALL HEADERS TO HAVE (1) 2x4 OR 2x6 JACK AND KING STUD EACH END, UNLESS OTHERWISE NOTED.
 - ALL EXTERIOR WALLS TO BE 4" w/ OSB OR 3 1/2" w/ T-PLY, ALL INTERIOR WALLS TO BE 3 1/2", UNLESS OTHERWISE NOTED.
 - HATCHED AREAS INDICATE DROPPED CEILINGS. ALL DROPPED CEILINGS ARE 12" UNLESS OTHERWISE NOTED.
 - SEE "BRACED WALL PANEL DETAIL SHEET" FOR SPECIAL WALL FRAMING LOCATIONS AND HEADER SIZES, IF APPLICABLE.
 - SEE STANDARD DETAIL CATEGORY "IT" SHEET(S) FOR INTERIOR TRIM DETAILS.
 - SEE ARCHITECTURAL DETAIL SHEET "AD" FOR HOUSE SPECIFIC INTERIOR TRIM OPTION TABLE.
 - ALL WINDOWS HAVE 7'-0 1/2" HEADER HEIGHT UNLESS OTHERWISE NOTED.
 - ALL HEADERS IN NON-BEARING WALLS SHALL BE A SINGLE FLAT 2x4 OR 2x6 ATTACHED TO CRIPPLES ABOVE, UNLESS OTHERWISE NOTED.
 - TANKED WATER HEATER SHOWN AS BASE CONDITION. OPTIONAL TANKLESS WATER HEATER IS AVAILABLE IN LIEU OF TANKED WATER HEATER.

GYPSUM NOTES

AT GARAGE:
GYPSUM BOARD AT COMMON WALLS, CEILINGS, BEAM WRAPS AND SUPPORTS PER STANDARD DETAIL FA-1(b) FIRE ASSEMBLIES OR AS REQUIRED BY LOCAL CODE.


AT STAIRS:
1/2" GYPSUM BOARD AT UNDERSIDE OF STAIRS AND WALLS IN CLOSET

BASEMENT JACK SCHEDULE

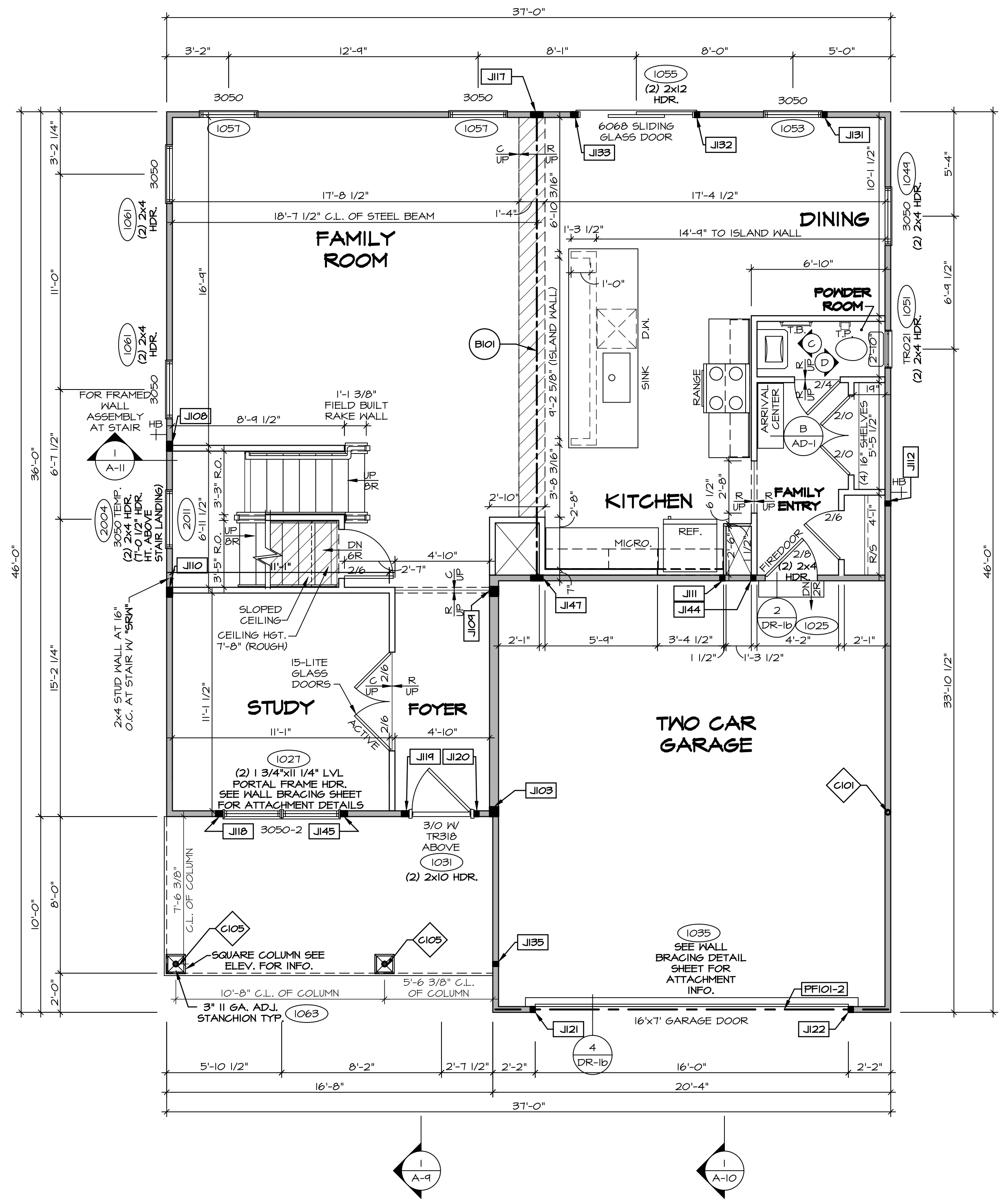
IDENTIFIER	DESCRIPTION	OPTIONS	ENG. NUM.	REMARKS
J001	JACK - (2) 2X4 SFF STUD GRADE	FBA	BO031	

BIV-COMM-LOT-UNIT
DCY-VG-L682
COMM-LOT
VILLES OF WINDING CREEK MARR CO - L682
STREET ADDRESS
2222 COLD STREAM DR
CITY
CENTERVILLE
STATE
OH
ZIP
45458

© NVR, Inc. The owner expressly reserves the right to modify or amend these plans at any time without notice. These plans are not to be reproduced, changed or altered in any way without the written consent of NVR, Inc.



SHEET NO. A-6	MODEL COLUMBIA	SET NO. CLM00	VERSION 01
OPTION DESCRIPTION BASEMENT FOUNDATION	DRAWING TITLE BASEMENT FLOOR PLAN	DRAWN BY CVB	DATE:
26	OPTION FBA		



FIRST FLOOR PLAN
SCALE: 1/4" = 1'-0"

LEGEND

- BEARING WALL
- NON BEARING WALL
- INDICATES BEARING FROM POINT-LOAD ABOVE
- JACKS
- BEAM/HEADER
- PAD FOOTING
- STEEL COLUMN
- PORTAL FRAME
- JOIST/TRUSS
- LVL
- ENGINEERING PAGE NUMBER

SEE FG DETAILS FOR FRAMING CONNECTORS

- FLOOR PLAN NOTES**
- ALL HEADERS ARE (2) 2x6 w/ 2x4 WALLS OR (3) 2x6 w/ 2x6 WALLS, UNLESS OTHERWISE NOTED.
 - ALL HEADERS TO HAVE (1) 2x4 OR 2x6 JACK AND KING STUD EACH END, UNLESS OTHERWISE NOTED.
 - ALL EXTERIOR WALLS TO BE 4" w/ OSB OR 3 1/2" w/ T-PLY, ALL INTERIOR WALLS TO BE 3 1/2", UNLESS OTHERWISE NOTED.
 - HATCHED AREAS INDICATE DROPPED CEILING. ALL DROPPED CEILING ARE 12" UNLESS OTHERWISE NOTED.
 - SEE "BRACED WALL PANEL DETAIL SHEET" FOR SPECIAL WALL FRAMING LOCATIONS AND HEADER SIZES, IF APPLICABLE.
 - SEE STANDARD DETAIL CATEGORY "IT" SHEET(S) FOR INTERIOR TRIM DETAILS.
 - SEE ARCHITECTURAL DETAIL SHEET "AD" FOR HOUSE SPECIFIC INTERIOR TRIM OPTION TABLE.
 - ALL WINDOWS HAVE T-O 1/2" HEADER HEIGHT UNLESS OTHERWISE NOTED.
 - ALL HEADERS IN NON-BEARING WALLS SHALL BE A SINGLE FLAT 2x4 OR 2x6 ATTACHED TO CRIPPLES ABOVE, UNLESS OTHERWISE NOTED.
 - TANKED WATER HEATER SHOWN AS BASE CONDITION, OPTIONAL TANKLESS WATER HEATER IS AVAILABLE IN LIEU OF TANKED WATER HEATER.

- GYPSUM NOTES**
- AT GARAGE:
GYPSUM BOARD AT COMMON WALLS, CEILING, BEAM WRAPS AND SUPPORTS PER STANDARD DETAIL FA-1(b) FIRE ASSEMBLIES OR AS REQUIRED BY LOCAL CODE.
- AT STAIRS:
1/2" GYPSUM BOARD AT UNDERSIDE OF STAIRS AND WALLS IN CLOSET

NOTE:
EXTERIOR WALLS DRAIN TO FRAMING WIDTH, EXTERIOR SHEATHING IS NOT INCLUDED IN WALL THICKNESS.

- LVL PLY TO PLY FASTENING SCHEDULE:** (WHERE APPLICABLE BASED ON LVL USAGE)
- (2) PLY UP TO AND INCLUDING 11 7/8" TALL; FASTEN PLYS w/ (2) ROWS 16D NAILS AT 12" O.C. OR ALT 1 1/2" WIDE LVL FASTEN PLYS w/ (3) ROWS 12D NAILS AT 12" O.C.
 - (2) PLY 14" TO AND 18" TALL (INCLUSIVE); FASTEN PLYS w/ (3) ROWS 16D NAILS AT 12" O.C. OR ALT 1 1/2" WIDE LVL FASTEN PLYS w/ (4) ROWS 12D NAILS AT 12" O.C.
 - (2) PLY 20" TALL AND OVER; FASTEN PLYS w/ (4) ROWS 16D NAILS AT 12" O.C. OR ALT 1 1/2" WIDE LVL FASTEN PLYS w/ (5) ROWS 12D NAILS AT 12" O.C.
 - (3) PLY UP TO AND INCLUDING 11 7/8" TALL; FASTEN PLYS w/ (2) ROWS 16D NAILS AT 12" O.C. FROM EACH SIDE OR ALT 1 1/2" WIDE LVL FASTEN PLYS w/ (3) ROWS 12D NAILS AT 12" O.C. FROM EACH SIDE.
 - (3) PLY 14" TO AND 18" TALL (INCLUSIVE); FASTEN PLYS w/ (3) ROWS 16D NAILS AT 12" O.C. FROM EACH SIDE OR ALT 1 1/2" WIDE LVL FASTEN PLYS w/ (4) ROWS 12D NAILS AT 12" O.C. FROM EACH SIDE.
 - (3) PLY 20" TALL AND OVER; FASTEN PLYS w/ (4) ROWS 16D NAILS AT 12" O.C. FROM EACH SIDE OR ALT 1 1/2" WIDE LVL FASTEN PLYS w/ (5) ROWS 12D NAILS AT 12" O.C. FROM EACH SIDE.
 - (4) PLY (ALL SIZES); FASTEN PLYS w/ (2) ROWS 1/2" DIAMETER A307 BOLTS AT 24" O.C. SEE SHOP DRAWING FOR ADDITIONAL INFORMATION.

FIELD INSTALLED FIRST FLOOR BEAM/HEADER SCHEDULE

IDENTIFIER	DESCRIPTION	LENGTH	OPTIONS	ENG. NUM.	REMARKS
B101	BEAM STEEL - W12X30	23'-10 3/4"		1023	
PF101-2	LVL 1.75 - 11-04	20'-1"	GCB/ GCF	1035	

STEEL COLUMN SCHEDULE

IDENTIFIER	STYLE	HEIGHT	OPTIONS	ENG. NUM.	REMARKS
C101	STANCHION - 3 IN SCHED 40	9'-6"	GCB/ GCF, ELA/ ELB/ ELK/ ELL, SXG, FBA, FGA	1006	
C105	STANCHION PORCH - 3 IN DIA 116A ADJ	9'-4 7/8"	FBA	1063	

FIRST FLOOR JACK SCHEDULE

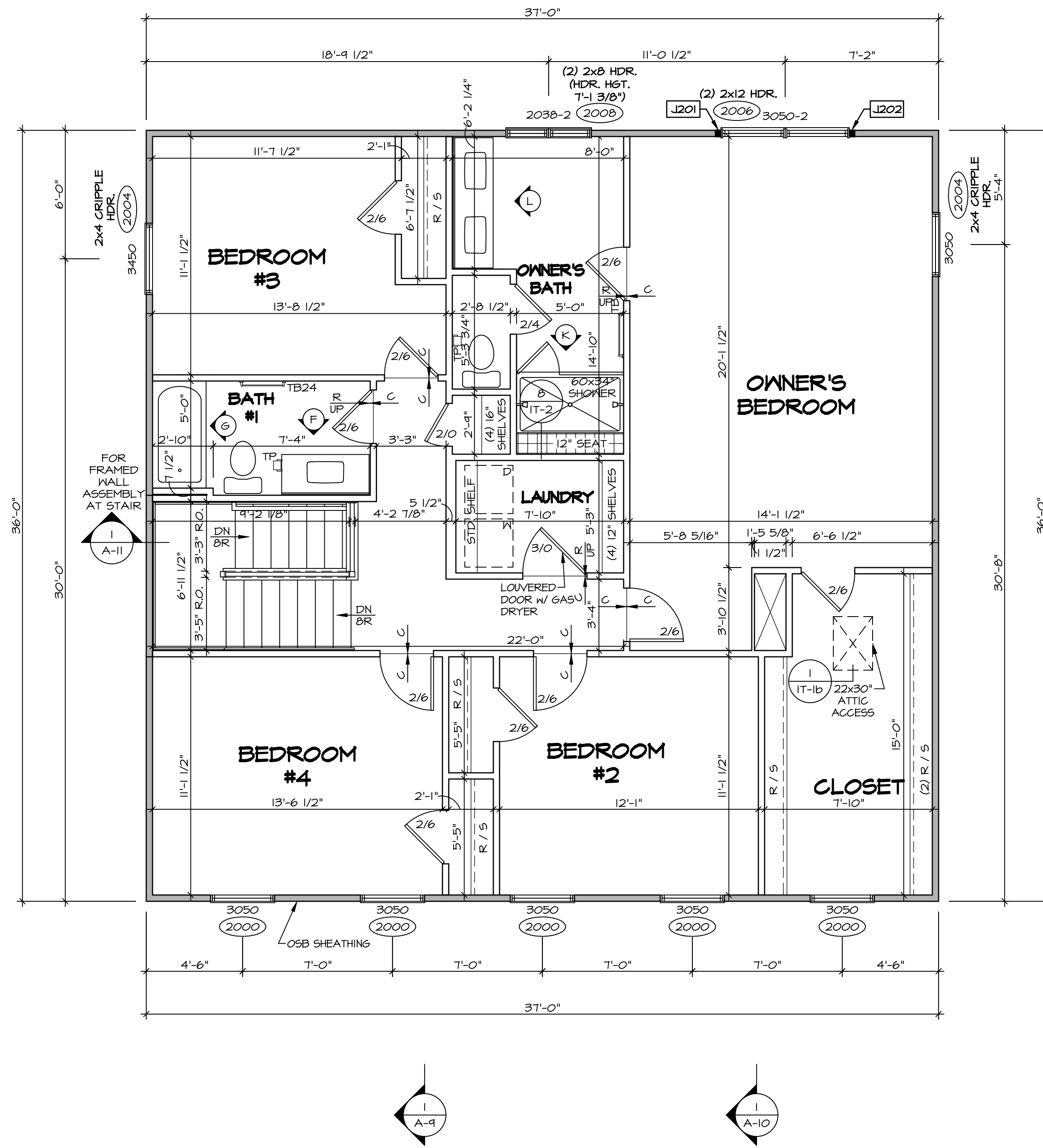
IDENTIFIER	DESCRIPTION	OPTIONS	ENG. NUM.	REMARKS
J103	JACK - (4) 2x6 SPF STUD GRADE	SXC, ELA/ ELK	1006	
J108	JACK - (4) 2x4 SPF STUD GRADE		1014	
J109	JACK - (4) 2x6 SPF STUD GRADE		1016	
J110	JACK - (4) 2x4 SPF STUD GRADE		1016	
J111	JACK - (2) 2x4 SPF STUD GRADE		1018	
J112	JACK - (2) 2x4 SPF STUD GRADE		1020	
J117	JACK - (3) 2x4 SPF		1023	
J118	JACK - (3) 2x4 SPF STUD GRADE		1021	
J119	JACK - (3) 2x4 SPF STUD GRADE	ELA/ ELK/ ELK	1031	
J120	JACK - (2) 2x4 SPF STUD GRADE	ELA/ ELK/ ELK	1031	
J121	JACK - (2) 2x4 SPF STUD GRADE	GCB/ GCF	1035	
J122	JACK - (2) 2x4 SPF STUD GRADE	GCB/ GCF	1035	
J131	JACK - (2) 2x4 SPF STUD GRADE		1053	
J132	JACK - (2) 2x4 SPF STUD GRADE		1055	
J133	JACK - (3) 2x4 SPF STUD GRADE		1055	
J135	JACK - (2) 2x4 SPF STUD GRADE		1063	
J144	JACK - (2) 2x4 SPF STUD GRADE		1018	
J145	JACK - (3) 2x4 SPF STUD GRADE		1021	
J147	JACK - (3) 2x4 SPF		1023	

DCY-VG-L682
 COMM-Lot
 VILGES OF WINDING CREEK WARR CO - L682
 STREET ADDRESS
 2222 COLD STREAM DR
 CITY STATE OH ZIP
 CENTERVILLE OH 45458

I, the undersigned, hereby certify that the information furnished herein is true and correct to the best of my knowledge and belief, and that I am a duly licensed professional engineer in the State of Ohio.

NVR
 NVR, Inc. Suite 100
 5285 Washington Road
 Frederick, MD 21703

MODEL: COLUMBIA
 DRAWING TITLE: FIRST FLOOR PLAN
 SHEET NO. A-7
 SET NO. CLM00
 VERSION 01
 DRAWN BY: ARY
 DATE:
 OPTION



SECOND FLOOR PLAN
SCALE: 1/4" = 1'-0"

LEGEND

- BEARING WALL
- NON BEARING WALL
- INDICATES BEARING FROM POINT-LOAD ABOVE
- JACKS
- BEAM/HEADER
- PAD FOOTING
- STEEL COLUMN
- PORTAL FRAME
- JOIST/TRUSS
- LVL
- ENGINEERING PAGE NUMBER

SEE FG DETAILS FOR FRAMING CONNECTORS

NOTE:
EXTERIOR WALLS DRAWN TO FRAMING WIDTH, EXTERIOR SHEATHING IS NOT INCLUDED IN WALL THICKNESS.

- FLOOR PLAN NOTES**
- ALL HEADERS ARE (2) 2x6 w/ 2x4 WALLS OR (3) 2x6 w/ 2x6 WALLS, UNLESS OTHERWISE NOTED.
 - ALL HEADERS TO HAVE (1) 2x4 OR 2x6 JACK AND KING STUD EACH END, UNLESS OTHERWISE NOTED.
 - ALL EXTERIOR WALLS TO BE 4" w/ OSB OR 3 1/2" w/ T-PLY, ALL INTERIOR WALLS TO BE 3 1/2", UNLESS OTHERWISE NOTED.
 - HATCHED AREAS INDICATE DROPPED CEILINGS. ALL DROPPED CEILINGS ARE 12" UNLESS OTHERWISE NOTED.
 - SEE "BRACED WALL PANEL DETAIL SHEET" FOR SPECIAL WALL FRAMING LOCATIONS AND HEADER SIZES, IF APPLICABLE.
 - SEE STANDARD DETAIL CATEGORY "IT" SHEET(S) FOR INTERIOR TRIM DETAILS.
 - SEE ARCHITECTURAL DETAIL SHEET "AD" FOR HOUSE SPECIFIC INTERIOR TRIM OPTION TABLE.
 - ALL WINDOWS HAVE 7'-0 1/2" HEADER HEIGHT UNLESS OTHERWISE NOTED.
 - ALL HEADERS IN NON-BEARING WALLS SHALL BE A SINGLE FLAT 2x4 OR 2x6 ATTACHED TO CRIPPLES ABOVE, UNLESS OTHERWISE NOTED.
 - TANKED WATER HEATER SHOWN AS BASE CONDITION. OPTIONAL TANKLESS WATER HEATER IS AVAILABLE IN LIEU OF TANKED WATER HEATER.

GYPSUM NOTES

AT GARAGE:
GYPSUM BOARD AT COMMON WALLS, CEILING, BEAM WRAPS AND SUPPORTS PER STANDARD DETAIL FA-(b) FIRE ASSEMBLIES OR AS REQUIRED BY LOCAL CODE.


AT STAIRS:
1/2" GYPSUM BOARD AT UNDERSIDE OF STAIRS AND WALLS IN CLOSET

SECOND FLOOR JACK SCHEDULE

IDENTIFIER	DESCRIPTION	OPTIONS	ENG. NUM.	REMARKS
J201	JACK - (2) 2X4 SPF STUD GRADE		2006	
J202	JACK - (2) 2X4 SPF STUD GRADE		2006	

DIV-COMM-LOT-UNIT
DCY-VG-L682
COMM-LOT
VILGE OF WINDING CREEK MARR CO - L682
STREET ADDRESS
2222 COLD STREAM DR
CITY
CENTERVILLE
STATE
OH
ZIP
45458

© NVR, Inc. The owner expressly reserves the right to modify or amend these plans at any time without notice. These plans are not to be reproduced, changed or altered in any way without the written consent of NVR, Inc.



SHEET NO.
A-8
MODEL
COLUMBIA
DRAWING TITLE
SECOND FLOOR PLAN
OPTION DESCRIPTION
31

SET NO. CLM00
VERSION 01
DRAWN BY ARY
DATE:
OPTION

C:\NVR\Solves\COLUMBIA_CLM00_01\DCY-VG-L682\245717\Sheets\Lot_Specific\31_A-8_FLN2_LS.dwg 12/21/21 - 2:40 am

