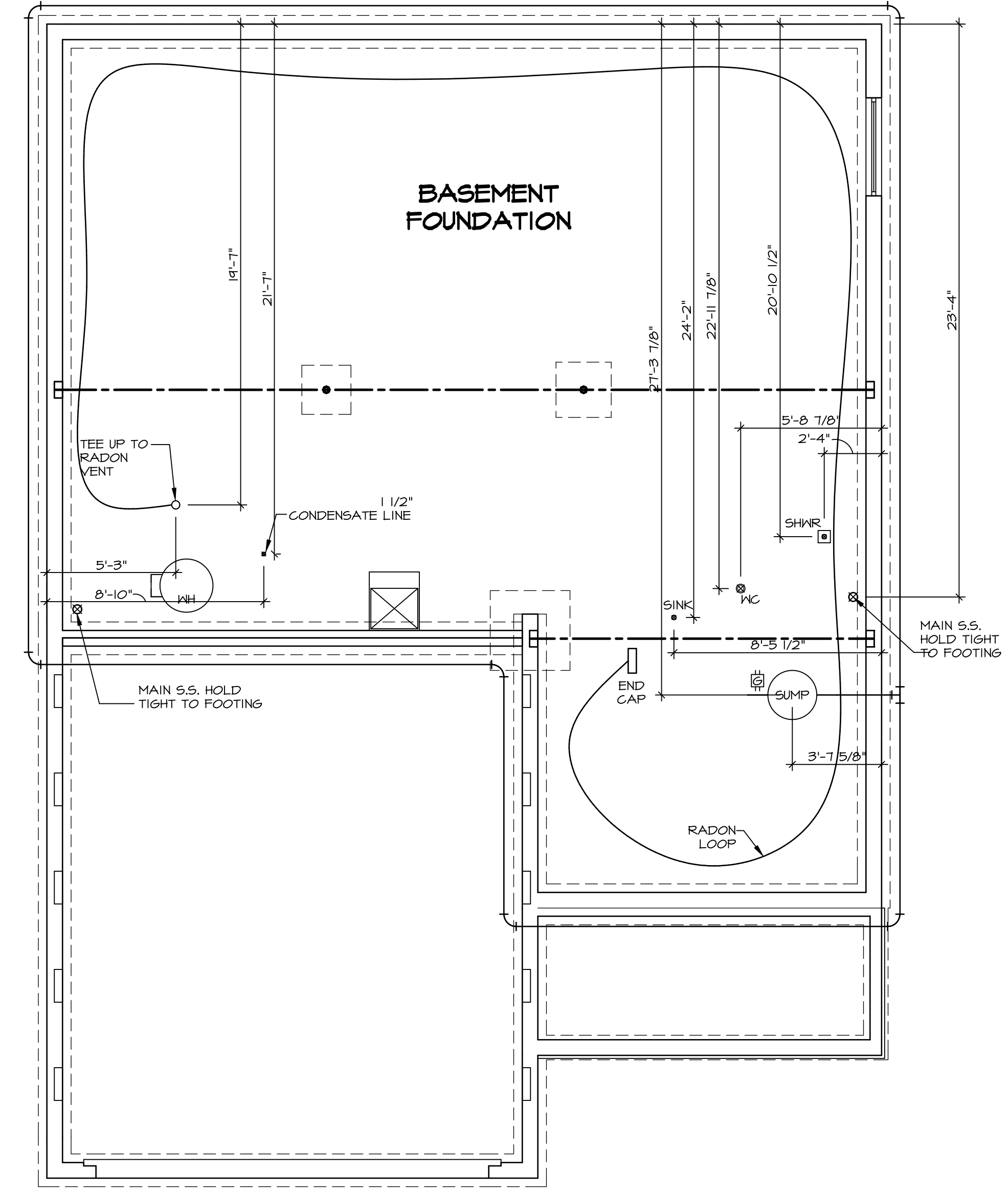


**NOTE**  
 RADON REMEDIATION  
 RADON LOOP

- MUST BE PLACED IN STONE BED SLIGHTLY HIGHER THAN ANY INTERIOR DRAINTILE
- LOOP TO BE SEPARATE FROM ANY DRAINTILE ELEMENTS
- TO BE CORRUGATED HDPE PIPE
- SCREWS TO BE INSTALLED THROUGH LOOP AT TEE UP INTO STACK
- 3" PVC STACK (4" IF BASEMENT IS GREATER THAN 2200 SQFT)
- NO PART OF STACK IS TO BE HORIZONTAL
- PIPE TO BE PHYSICALLY LABELED IN THE FIELD AS "RADON VENT" OR OTHER JURISDICTIONALLY REQUIRED LANGUAGE (ON EVERY LEVEL OF HOUSE)
- ROOF TERMINATION TO BE IN TOP 1/3 OF ROOF
- SCREEN INSTALLED TO KEEP PESTS OUT OF RADON VENT AT ROOF TERMINATION



**PLUMBING PLAN**  
 SCALE: 1/4" = 1'-0"

SHEET NO. <b>A-5</b>	MODEL <b>BALLENGER</b>	SET NO. BL600
OPTION DESCRIPTION <b>PLUMBING PLAN</b>	DRAWING TITLE <b>PLUMBING PLAN</b>	VERSION 01
<b>23</b>	DATE:	OPTION 100

**NVR**  
 NVR, Inc., Suite 100  
 5285 Westfield Rd.  
 Frederick, MD 21703

© NVR, Inc. expressly reserves the right to modify or amend these plans at any time without notice. These plans are not to be reproduced, changed or altered in any way without the written consent of NVR, Inc.

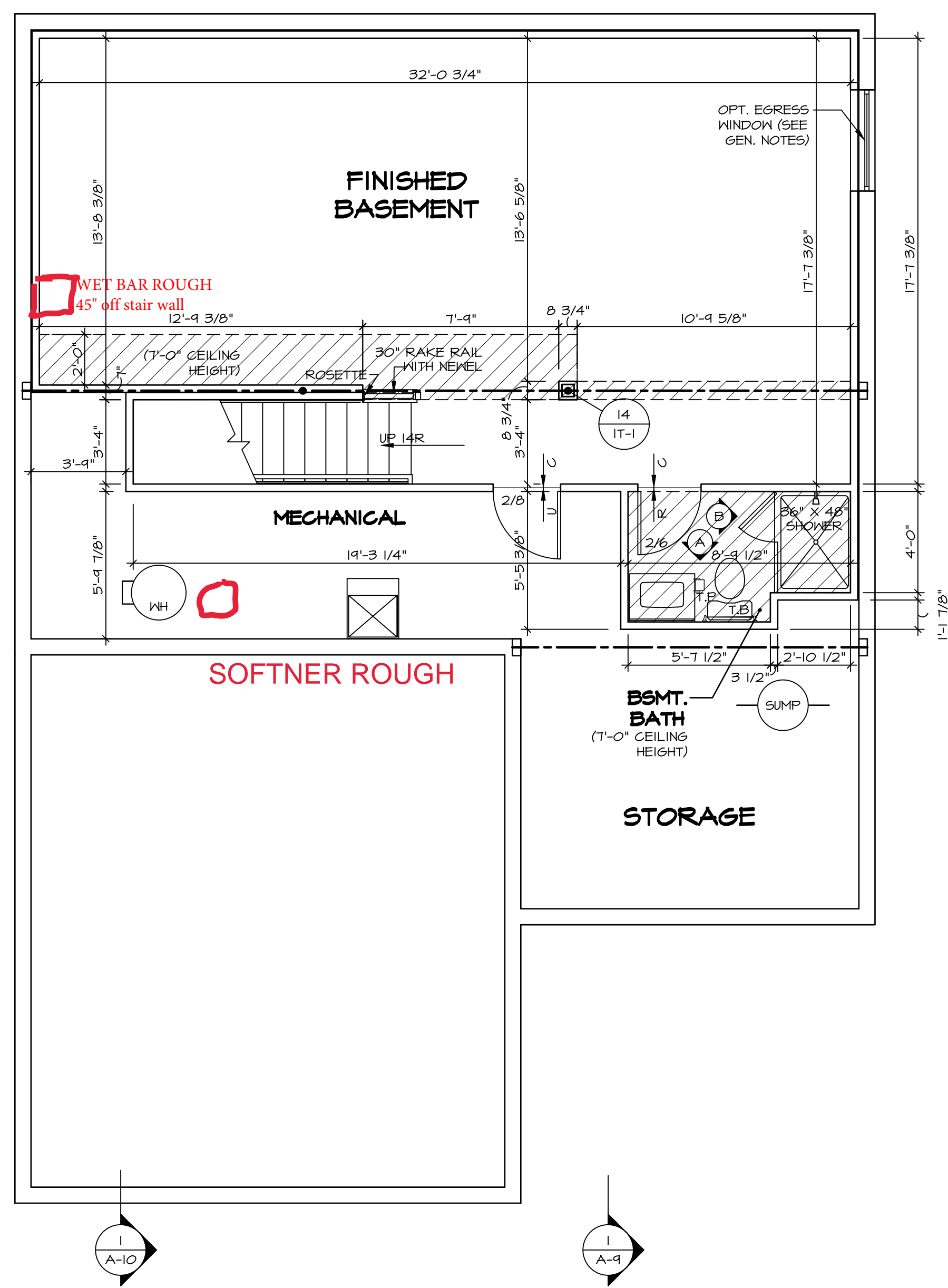
DIV-COMM-LOT-UNIT <b>DCY-VG-L691</b>	
COMM-LOT VLGS OF WINDING CREEK WARR CO - L691	APT. NO. E
STREET ADDRESS 2271 COLD STREAM DR	
CITY CENTERVILLE	STATE OH
ZIP 45459	

LEGEND	
	BEARING WALL
	NON BEARING WALL
	INDICATES BEARING FROM POINT-LOAD ABOVE
	JACKS
	BEAM/HEADER
	PAD FOOTING
	STEEL COLUMN
	PORTAL FRAME
	JOIST/TRUSS
	LVL
	ENGINEERING PAGE NUMBER

SEE FC DETAILS FOR FRAMING CONNECTORS

- FLOOR PLAN NOTES**
- ALL HEADERS ARE (2) 2x6 w/ 2x4 WALLS OR (3) 2x6 w/ 2x6 WALLS, UNLESS OTHERWISE NOTED.
  - ALL HEADERS TO HAVE (1) 2x4 OR 2x6 JACK AND KING STUD EACH END, UNLESS OTHERWISE NOTED.
  - ALL EXTERIOR WALLS TO BE 4" w/ OSB OR 3 1/2" w/ T-PLY, ALL INTERIOR WALLS TO BE 3 1/2", UNLESS OTHERWISE NOTED.
  - HATCHED AREAS INDICATE DROPPED CEILING. ALL DROPPED CEILING ARE 12" UNLESS OTHERWISE NOTED.
  - SEE "BRACED WALL PANEL DETAIL SHEET" FOR SPECIAL WALL FRAMING LOCATIONS AND HEADER SIZES, IF APPLICABLE.
  - SEE STANDARD DETAIL CATEGORY "IT" SHEET(S) FOR INTERIOR TRIM DETAILS.
  - SEE ARCHITECTURAL DETAIL SHEET "AD" FOR HOUSE SPECIFIC INTERIOR TRIM OPTION TABLE.
  - ALL WINDOWS HAVE 1"-0 1/2" HEADER HEIGHT UNLESS OTHERWISE NOTED.
  - ALL HEADERS IN NON-BEARING WALLS SHALL BE A SINGLE FLAT 2x4 OR 2x6 ATTACHED TO CRIPPLES ABOVE, UNLESS OTHERWISE NOTED.
  - TANKED WATER HEATER SHOWN AS BASE CONDITION, OPTIONAL TANKLESS WATER HEATER IS AVAILABLE IN LIEU OF TANKED WATER HEATER.

- GYPSUM NOTES**
- AT GARAGE:  
GYPSUM BOARD AT COMMON WALLS, CEILING, BEAM WRAPS AND SUPPORTS PER STANDARD DETAIL FA-1(b) FIRE ASSEMBLIES OR AS REQUIRED BY LOCAL CODE.
- AT STAIRS:  
1/2" GYPSUM BOARD AT UNDERSIDE OF STAIRS AND WALLS IN CLOSET



**BASEMENT FLOOR PLAN**  
SCALE: 1/4" = 1'-0"

SHEET NO. <b>A-6</b>	MODEL <b>BALLENGER</b>	SET NO. <b>BLG00</b>	VERSION <b>01</b>
		DRAWN BY	DATE:
OPTION DESCRIPTION <b>27</b>	DRAWING TITLE <b>BASEMENT FLOOR PLAN</b>	OPTION	
		DATE:	
DIV-COMM-LOT-UNIT <b>DCY-VG-L691</b>		COMM-LOT VLGS OF WINDING CREEK WARR CO - L691	
STREET ADDRESS 2271 COLD STREAM DR		CITY CENTERVILLE	STATE OH
APT. NO. E		ZIP 45459	
© NVR, Inc. expressly reserves the right to modify or change these plans without notice. These plans are not to be reproduced, changed or altered in any way without the written consent of NVR, Inc.			
5285 Westchester, Suite 100 Frederick, MD 21703		07/07/21 - 3:07 gm	

FIRST FLOOR JACK SCHEDULE				
IDENTIFIER	DESCRIPTION	OPTIONS	ENG. NUM.	REMARKS
J101	JACK - (2) 2X4 SFF STUD GRADE		1041	
J102	JACK - (2) 2X4 SFF STUD GRADE		1041	
J103	JACK - (3) 2X4 SFF STUD GRADE		1045	
J104	JACK - (3) 2X4 SFF STUD GRADE		1045	
J105	JACK - (2) 2X4 SFF STUD GRADE		1028	
J106	JACK - (2) 2X4 SFF STUD GRADE		1028	
J111	JACK - (3) 2X4 SFF STUD GRADE		1026	
J115	JACK - (4) 2X4 SFF STUD GRADE	ELK	1012	
J116	JACK - (5) 2X4 SFF STUD GRADE	ELA, ELK, GCB	1012	
J125	JACK - (4) 2X4 SFF STUD GRADE		1006	
J126	JACK - (4) 2X4 SFF STUD GRADE		1006	
J130	JACK - (2) 2X4 SFF STUD GRADE			
J131	JACK - (2) 2X4 SFF STUD GRADE			
J132	JACK - (4) 2X4 SFF STUD GRADE		1006	

STEEL COLUMN SCHEDULE					
IDENTIFIER	STYLE	HEIGHT	OPTIONS	ENG. NUM.	REMARKS
--	STANCHION PORCH - 3 IN DIA ADJ	4'-4 1/8"			
C101	STANCHION - 3 IN SCHED 40	7'-11 1/8"		1008	
C102	STANCHION - 3 IN SCHED 40	7'-11 1/8"		1008	

FIELD INSTALLED FIRST FLOOR BEAM/HEADER SCHEDULE					
IDENTIFIER	DESCRIPTION	LENGTH	OPTIONS	ENG. NUM.	REMARKS
B101	BEAM STEEL - W12X35	24'-11"		1008	
B102	BEAM STEEL - W10X26	20'-0"	ELA, ELK, SXC	1012	
PFI01-2	EXT HEADER - 2X12 - 2 PLY	14'-4"	GCB	1028	2-PLY, PORTAL FRAME

**LVL PLY TO PLY FASTENING SCHEDULE:** (WHERE APPLICABLE BASED ON LVL USAGE)

1.A - (2) PLY UP TO AND INCLUDING 11 7/8" TALL; FASTEN PLYS W/ (2) ROWS 16D NAILS AT 12" O.C. OR ALT 1 1/2" WIDE LVL FASTEN PLYS W/ (3) ROWS 12D NAILS AT 12" O.C.

2.A - (2) PLY 14" TO AND INCLUDING 18" TALL (INCLUSIVE); FASTEN PLYS W/ (3) ROWS 16D NAILS AT 12" O.C. OR ALT 1 1/2" WIDE LVL FASTEN PLYS W/ (4) ROWS 12D NAILS AT 12" O.C.

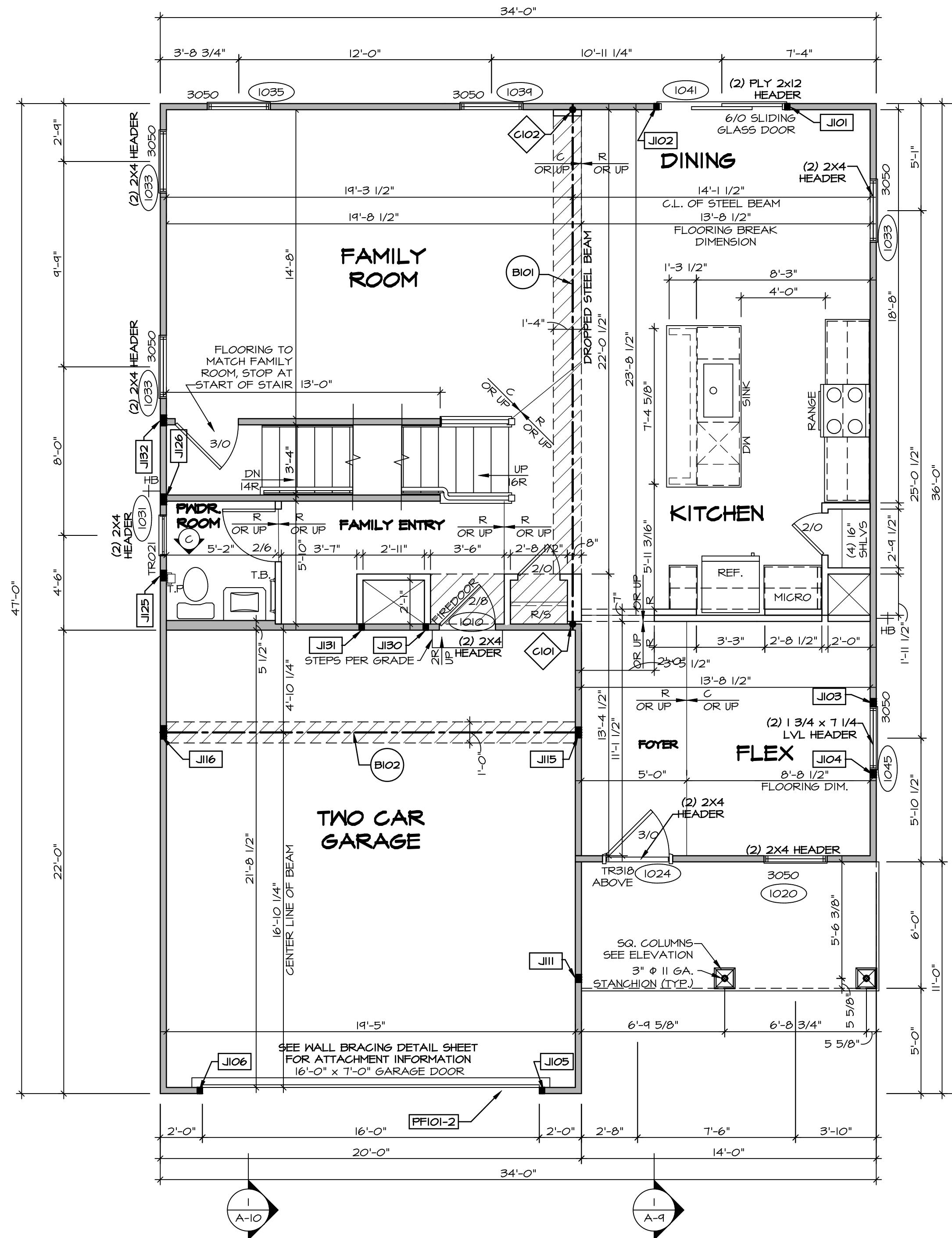
3.A - (2) PLY 20" TALL AND OVER; FASTEN PLYS W/ (4) ROWS 16D NAILS AT 12" O.C. OR ALT 1 1/2" WIDE LVL FASTEN PLYS W/ (5) ROWS 12D NAILS AT 12" O.C.

4.A - (3) PLY UP TO AND INCLUDING 11 7/8" TALL; FASTEN PLYS W/ (2) ROWS 16D NAILS AT 12" O.C. FROM EACH SIDE OR ALT 1 1/2" WIDE LVL FASTEN PLYS W/ (3) ROWS 12D NAILS AT 12" O.C. FROM EACH SIDE.

5.A - (3) PLY 14" TO AND INCLUDING 18" TALL (INCLUSIVE); FASTEN PLYS W/ (3) ROWS 16D NAILS AT 12" O.C. FROM EACH SIDE OR ALT 1 1/2" WIDE LVL FASTEN PLYS W/ (4) ROWS 12D NAILS AT 12" O.C. FROM EACH SIDE.

6.A - (3) PLY 20" TALL AND OVER; FASTEN PLYS W/ (4) ROWS 16D NAILS AT 12" O.C. FROM EACH SIDE OR ALT 1 1/2" WIDE LVL FASTEN PLYS W/ (5) ROWS 12D NAILS AT 12" O.C. FROM EACH SIDE.

7.A - (4) PLY (ALL SIZES); FASTEN PLYS W/ (2) ROWS 1/2" DIAMETER A307 BOLTS AT 24" O.C. SEE SHOP DRAWING FOR ADDITIONAL INFORMATION.



**FIRST FLOOR PLAN**  
SCALE: 1/4" = 1'-0"

LEGEND	
	BEARING WALL
	NON BEARING WALL
	INDICATES BEARING FROM POINT-LOAD ABOVE
	JACKS
	BEAM/HEADER
	PAD FOOTING
	STEEL COLUMN
	PORTAL FRAME
	JOIST/TRUSS
	LVL
	ENGINEERING PAGE NUMBER

SEE FC DETAILS FOR FRAMING CONNECTORS

- FLOOR PLAN NOTES**
- ALL HEADERS ARE (2) 2x6 w/ 2x4 WALLS OR (3) 2x6 w/ 2x6 WALLS, UNLESS OTHERWISE NOTED.
  - ALL HEADERS TO HAVE (1) 2x4 OR 2x6 JACK AND KING STUD EACH END, UNLESS OTHERWISE NOTED.
  - ALL EXTERIOR WALLS TO BE 4" w/ OSB OR 3 1/2" w/ T-PLY. ALL INTERIOR WALLS TO BE 3 1/2", UNLESS OTHERWISE NOTED.
  - HATCHED AREAS INDICATE DROPPED CEILING. ALL DROPPED CEILING ARE 12" UNLESS OTHERWISE NOTED.
  - SEE "BRACED WALL PANEL DETAIL SHEET" FOR SPECIAL WALL FRAMING LOCATIONS AND HEADERS SIZES, IF APPLICABLE.
  - SEE STANDARD DETAIL CATEGORY "IT" SHEET(S) FOR INTERIOR TRIM DETAILS.
  - SEE ARCHITECTURAL DETAIL SHEET "AD" FOR HOUSE SPECIFIC INTERIOR TRIM OPTION TABLE.
  - ALL WINDOWS HAVE 7'-0 1/2" HEADER HEIGHT UNLESS OTHERWISE NOTED.
  - ALL HEADERS IN NON-BEARING WALLS SHALL BE A SINGLE FLAT 2X4 OR 2X6 ATTACHED TO CRIPPLES ABOVE, UNLESS OTHERWISE NOTED.
  - TANKED WATER HEATER SHOWN AS BASE CONDITION. OPTIONAL TANKLESS WATER HEATER IS AVAILABLE IN LIEU OF TANKED WATER HEATER.

- GYPSUM NOTES**
- AT GARAGE:**  
GYPSUM BOARD AT COMMON WALLS, CEILINGS, BEAM WRAPS AND SUPPORTS PER STANDARD DETAIL FA-1(b) FIRE ASSEMBLIES OR AS REQUIRED BY LOCAL CODE.
- AT STAIRS:**  
1/2" GYPSUM BOARD AT UNDERSIDE OF STAIRS AND WALLS IN CLOSET

MODEL: **BALLENGER**  
DRAWING TITLE: **FIRST FLOOR PLAN**  
OPTION DESCRIPTION: **A-7**

SHEET NO.: **A-7**  
VERSION: **01**  
DATE: **07/21/21**  
OPTION: **29**

SET NO.: **BLG00**  
VERSION: **01**  
DRAWN BY: **BLG00**  
DATE: **07/21/21**  
OPTION: **29**

DCY-VG-L691  
COMM-L0T  
VLLGS OF WINDING CREEK WARR CO - L691  
STREET ADDRESS: **2271 COLD STREAM DR**  
CITY: **CENTERVILLE**  
STATE: **OH**  
ZIP: **45456**

© NVR, Inc. reserves the right to modify these plans without notice. These plans are not to be reproduced, changed, or copied in any way without the written consent of NVR, Inc.

**NVR**  
NVR, Inc. Suite 100  
Fredericks, MD 21703  
5285 Washington Blvd  
Fredericks, MD 21703

C:\NVR\Solves\BALLENGER-BLG00\_01\DCY-VG-L691\2928363\Sheets\Lot\_Specific\29 A-7 PLAN\_LS.dwg 07/07/21 = 3:07 pm

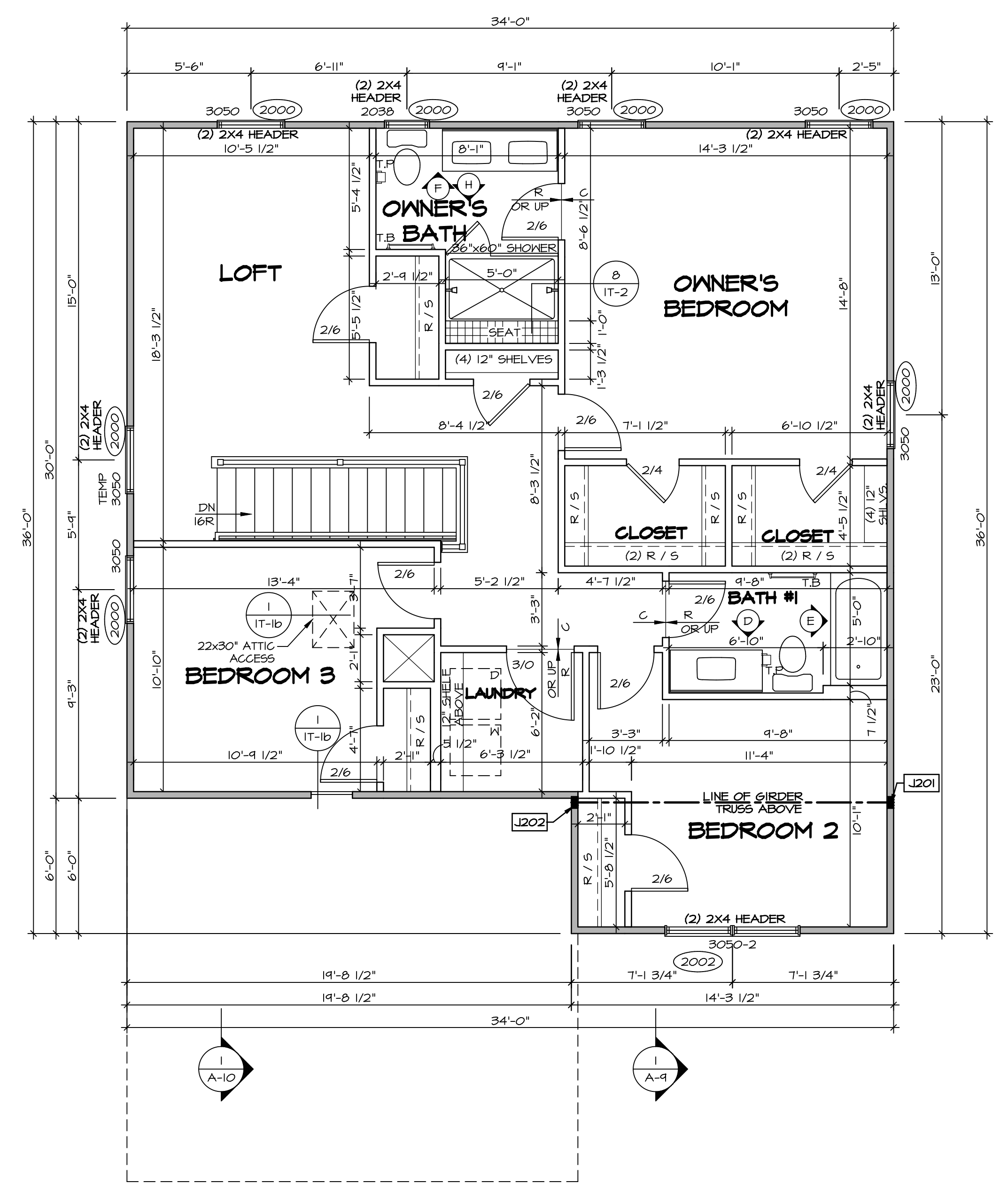
SECOND FLOOR JACK SCHEDULE				
IDENTIFIER	DESCRIPTION	OPTIONS	ENG. NUM.	REMARKS
J201	JACK - (4) 2X4 SPF STUD GRADE	ELA, ELK	2004	
J202	JACK - (4) 2X4 SPF STUD GRADE	ELA, ELK	2004	

LEGEND	
	BEARING WALL
	NON BEARING WALL
	INDICATES BEARING FROM POINT-LOAD ABOVE
	JACKS
	BEAM/HEADER
	PAD FOOTING
	STEEL COLUMN
	PORTAL FRAME
	JOIST/TRUSS
	LVL
	ENGINEERING PAGE NUMBER

SEE FC DETAILS FOR FRAMING CONNECTORS

- FLOOR PLAN NOTES**
- ALL HEADERS ARE (2) 2x6 w/ 2x4 WALLS OR (3) 2x6 w/ 2x6 WALLS, UNLESS OTHERWISE NOTED.
  - ALL HEADERS TO HAVE (1) 2x4 OR 2x6 JACK AND KING STUD EACH END, UNLESS OTHERWISE NOTED.
  - ALL EXTERIOR WALLS TO BE 4" w/ OSB OR 3 1/2" w/ T-PLY. ALL INTERIOR WALLS TO BE 3 1/2", UNLESS OTHERWISE NOTED.
  - HATCHED AREAS INDICATE DROPPED CEILINGS. ALL DROPPED CEILINGS ARE 12" UNLESS OTHERWISE NOTED.
  - SEE "BRACED WALL PANEL DETAIL SHEET" FOR SPECIAL WALL FRAMING LOCATIONS AND HEADER SIZES, IF APPLICABLE.
  - SEE STANDARD DETAIL CATEGORY "IT" SHEET(S) FOR INTERIOR TRIM DETAILS.
  - SEE ARCHITECTURAL DETAIL SHEET "AD" FOR HOUSE SPECIFIC INTERIOR TRIM OPTION TABLE.
  - ALL WINDOWS HAVE 7'-0 1/2" HEADER HEIGHT UNLESS OTHERWISE NOTED.
  - ALL HEADERS IN NON-BEARING WALLS SHALL BE A SINGLE FLAT 2X4 OR 2X6 ATTACHED TO CRIPPLES ABOVE, UNLESS OTHERWISE NOTED.
  - TANKED WATER HEATER SHOWN AS BASE CONDITION. OPTIONAL TANKLESS WATER HEATER IS AVAILABLE IN LIEU OF TANKED WATER HEATER.

- GYPSUM NOTES**
- AT GARAGE:  
GYPSUM BOARD AT COMMON WALLS, CEILINGS, BEAM WRAPS AND SUPPORTS PER STANDARD DETAIL FA-1(b) FIRE ASSEMBLIES OR AS REQUIRED BY LOCAL CODE.
- AT STAIRS:  
1/2" GYPSUM BOARD AT UNDERSIDE OF STAIRS AND WALLS IN CLOSET



**SECOND FLOOR PLAN**  
SCALE: 1/4" = 1'-0"

SHEET NO. <b>A-8</b>	MODEL <b>BALLENGER</b>	SET NO. <b>BLG00</b>	VERSION <b>01</b>
		DRAWN BY	DATE:
OPTION DESCRIPTION <b>32</b>	DRAWING TITLE <b>SECOND FLOOR PLAN</b>	DATE:	OPTION
		OPTION	

DIV-COMM-LOT-UNIT <b>DCY-VG-L691</b>	
COMM-LOT	VLGS OF WINDING CREEK WARR CO - L691
STREET ADDRESS	2271 COLD STREAM DR
CITY	CENTERVILLE
STATE	OH
ZIP	45458

© NVR, Inc. The owner expressly reserves the right to modify or amend these plans at any time without notice. These plans are not to be reproduced, changed, or altered in any way without the written consent of NVR, Inc.

**NVR**  
NVR, Inc. Suite 100  
Frederick, MD 21703  
5285 Washburn Rd

SET NO. **BLG00\_01** \DCY-VG-L691\2328363\Sheets\Lot\_Specific\2 A-8 PLAN\_LS.dwg 07/07/21 = 3.97 gm





