

**NOTE**  
 RADON REMEDIATION  
 RADON LOOP:  
 - (4") PERFORATED HDPE "LOOP"  
 - MUST BE PLACED IN STONE BED SLIGHTLY HIGHER THAN ANY INTERIOR DRAINTILE  
 - LOOP TO BE SEPARATE FROM ANY DRAINTILE ELEMENTS  
 - TO BE CORRUGATED HDPE PIPE  
 - SCREWS TO BE INSTALLED THROUGH LOOP AT TEE UP INTO STACK  
 STACK REQUIREMENTS:  
 - 3" PVC STACK (4" IF BASEMENT IS GREATER THAN 2200 SQFT)  
 - NO PART OF STACK IS TO BE HORIZONTAL  
 - PIPE TO BE PHYSICALLY LABELED IN THE FIELD AS "RADON VENT" OR OTHER JURISDICTIONALLY REQUIRED LANGUAGE (ON EVERY LEVEL OF HOUSE)  
 - ROOF TERMINATION TO BE IN TOP 1/3 OF ROOF  
 - SCREEN INSTALLED TO KEEP PESTS OUT OF RADON VENT AT ROOF TERMINATION

**PLUMBING PLAN**  
 SCALE: 1/4" = 1'-0"

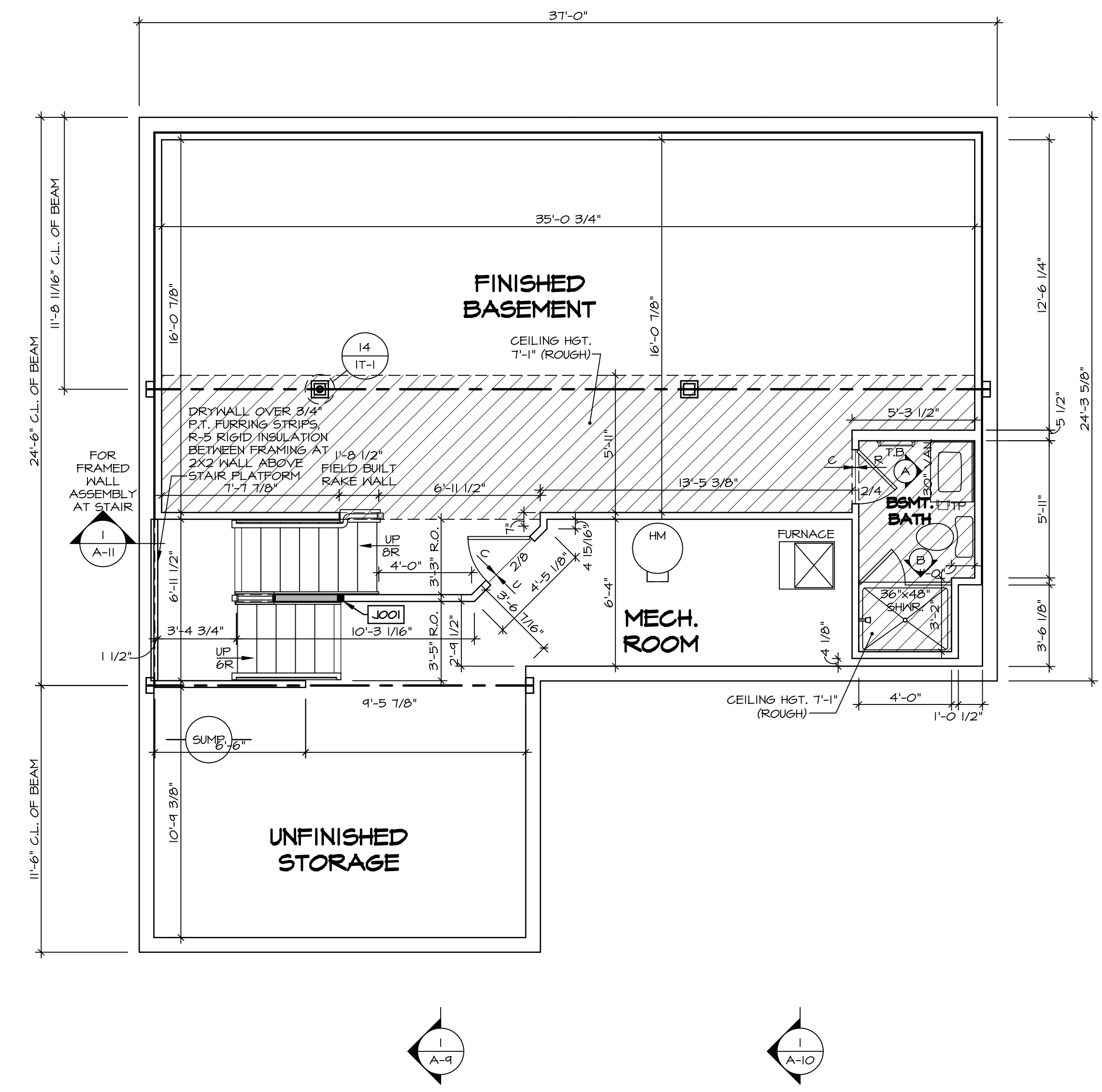
SHEET NO.	<b>A-5</b>
MODEL	<b>COLUMBIA</b>
DRAWING TITLE	<b>PLUMBING PLAN</b>
OPTION DESCRIPTION	<b>FOUNDATIONS</b>
SET NO.	CLMOO
VERSION	01
DRAWN BY	JAB
DATE:	
OPTION	
SHEET NO.	<b>23</b>

**NVR**  
 NVR, Inc. Suite 100  
 Frederick, MD 21703

© NVR, Inc. expressly reserves the right to modify or amend these plans at any time without notice. These plans are not to be reproduced, changed or altered in any way without the written consent of NVR, Inc.

DIV-COMM-LOT-UNIT	<b>DCY-V6-L100</b>
COMM-LOT	<b>VILGE OF WINDING CREEK WARR CO - L100</b>
STREET ADDRESS	<b>2224 COLD STREAM DR</b>
CITY	<b>CENTERVILLE</b>
STATE	<b>OH</b>
ZIP	<b>45459</b>

**BASEMENT FLOOR PLAN**  
SCALE: 1/4" = 1'-0"



**LEGEND**

- BEARING WALL
- NON BEARING WALL
- INDICATES BEARING FROM POINT-LOAD ABOVE
- JACKS
- BEAM/HEADER
- PAD FOOTING
- STEEL COLUMN
- PORTAL FRAME
- JOIST/TRUSS
- LVL
- ENGINEERING PAGE NUMBER

SEE FC DETAILS FOR FRAMING CONNECTORS

- FLOOR PLAN NOTES**
- ALL HEADERS ARE (2) 2x6 w/ 2x4 WALLS OR (3) 2x6 w/ 2x6 WALLS, UNLESS OTHERWISE NOTED.
  - ALL HEADERS TO HAVE (1) 2x4 OR 2x6 JACK AND KING STUD EACH END, UNLESS OTHERWISE NOTED.
  - ALL EXTERIOR WALLS TO BE 4" w/ OSB OR 3 1/2" w/ T-PLY, ALL INTERIOR WALLS TO BE 3 1/2", UNLESS OTHERWISE NOTED.
  - HATCHED AREAS INDICATE DROPPED CEILING. ALL DROPPED CEILING ARE 12" UNLESS OTHERWISE NOTED.
  - SEE "BRACED WALL PANEL DETAIL SHEET" FOR SPECIAL WALL FRAMING LOCATIONS AND HEADER SIZES, IF APPLICABLE.
  - SEE STANDARD DETAIL CATEGORY "IT" SHEET(S) FOR INTERIOR TRIM DETAILS.
  - SEE ARCHITECTURAL DETAIL SHEET "AD" FOR HOUSE SPECIFIC INTERIOR TRIM OPTION TABLE.
  - ALL WINDOWS HAVE 7'-0 1/2" HEADER HEIGHT UNLESS OTHERWISE NOTED.
  - ALL HEADERS IN NON-BEARING WALLS SHALL BE A SINGLE FLAT 2x4 OR 2x6 ATTACHED TO CRIPPLES ABOVE, UNLESS OTHERWISE NOTED.
  - TANKED WATER HEATER SHOWN AS BASE CONDITION. OPTIONAL TANKLESS WATER HEATER IS AVAILABLE IN LIEU OF TANKED WATER HEATER.

**GYPSUM NOTES**

AT GARAGE:  
GYPSUM BOARD AT COMMON WALLS, CEILING, BEAM WRAPS AND SUPPORTS PER STANDARD DETAIL FA-1(b) FIRE ASSEMBLIES OR AS REQUIRED BY LOCAL CODE.


AT STAIRS:  
1/2" GYPSUM BOARD AT UNDERSIDE OF STAIRS AND WALLS IN CLOSET

**BASEMENT JACK SCHEDULE**

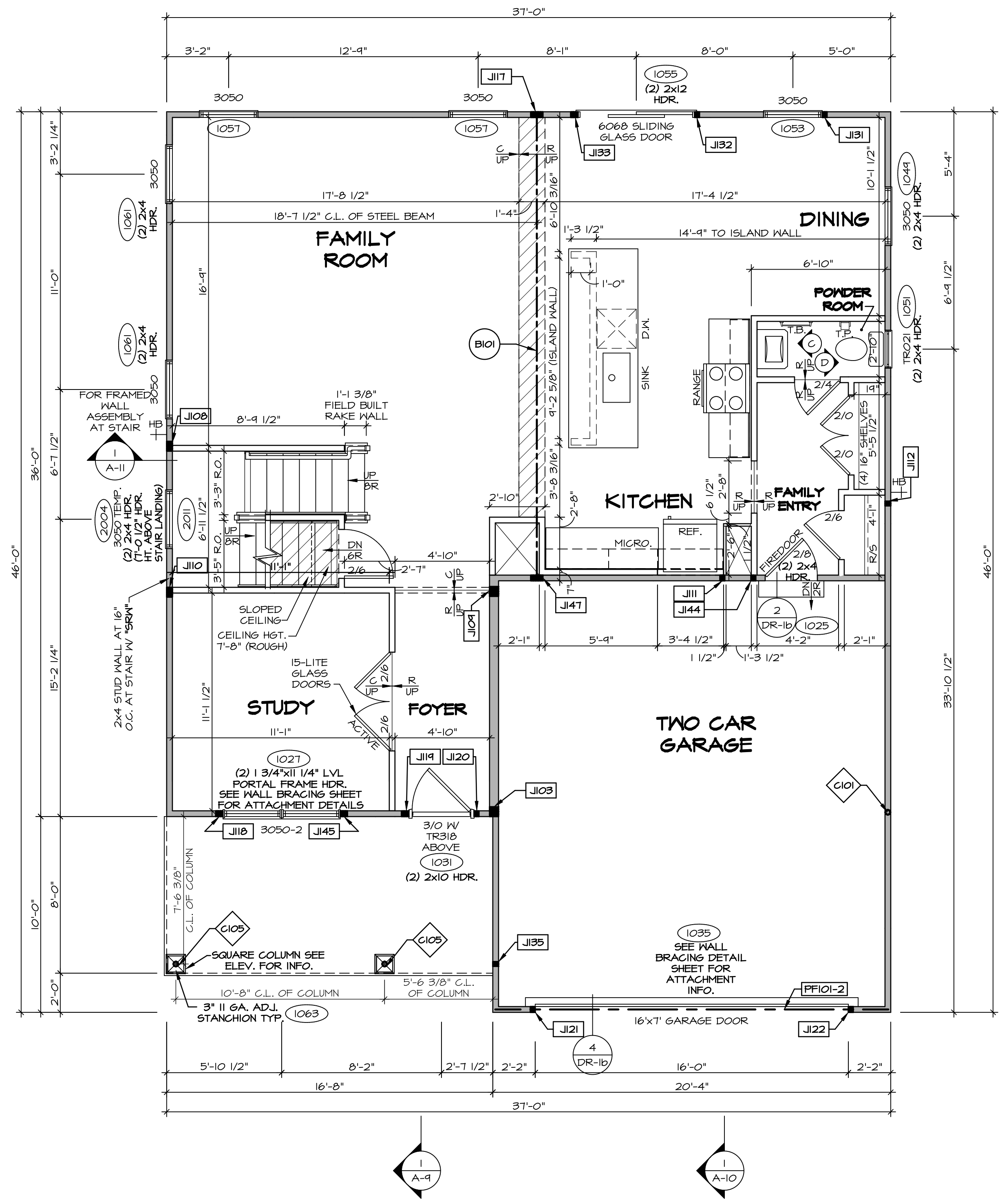
IDENTIFIER	DESCRIPTION	OPTIONS	ENG. NUM.	REMARKS
J001	JACK - (2) 2X4 SFF STUD GRADE	FBA	BO031	

DIV-COMM-LOT-UNIT  
**DCY-YG-L100**  
COMM-LOT  
VILGE OF WINDING CREEK WARR CO - L100  
STREET ADDRESS  
2224 COLD STREAM DR  
CITY  
CENTERVILLE  
STATE  
OH  
ZIP  
45459

© NVR, Inc. The owner expressly reserves the right to modify these plans at any time without notice. These plans are not to be reproduced, changed or altered in any way without the written consent of NVR, Inc.



SHEET NO. <b>A-6</b>	MODEL <b>COLUMBIA</b>	SET NO. CLM00	VERSION 01
	DRAWING TITLE <b>BASEMENT FLOOR PLAN</b>	DRAWN BY CVB	
	OPTION DESCRIPTION <b>BASEMENT FOUNDATION</b>	DATE:	OPTION FBA



**FIRST FLOOR PLAN**  
SCALE: 1/4" = 1'-0"

**LEGEND**

- BEARING WALL
- - - NON BEARING WALL
- ⊗ INDICATES BEARING FROM POINT-LOAD ABOVE
- J JACKS
- B BEAM/HEADER
- F PAD FOOTING
- C STEEL COLUMN
- X PORTAL FRAME
- X JOIST/TRUSS
- LVL LVL
- ( ) ENGINEERING PAGE NUMBER

SEE FG DETAILS FOR FRAMING CONNECTORS

- FLOOR PLAN NOTES**
- ALL HEADERS ARE (2) 2x6 w/ 2x4 WALLS OR (3) 2x6 w/ 2x6 WALLS, UNLESS OTHERWISE NOTED.
  - ALL HEADERS TO HAVE (1) 2x4 OR 2x6 JACK AND KING STUD EACH END, UNLESS OTHERWISE NOTED.
  - ALL EXTERIOR WALLS TO BE 4" w/ OSB OR 3 1/2" w/ T-PLY, ALL INTERIOR WALLS TO BE 3 1/2", UNLESS OTHERWISE NOTED.
  - HATCHED AREAS INDICATE DROPPED CEILINGS. ALL DROPPED CEILINGS ARE 12" UNLESS OTHERWISE NOTED.
  - SEE "BRACED WALL PANEL DETAIL SHEET" FOR SPECIAL WALL FRAMING LOCATIONS AND HEADER SIZES, IF APPLICABLE.
  - SEE STANDARD DETAIL CATEGORY "IT" SHEET(S) FOR INTERIOR TRIM DETAILS.
  - SEE ARCHITECTURAL DETAIL SHEET "AD" FOR HOUSE SPECIFIC INTERIOR TRIM OPTION TABLE.
  - ALL WINDOWS HAVE T-O 1/2" HEADER HEIGHT UNLESS OTHERWISE NOTED.
  - ALL HEADERS IN NON-BEARING WALLS SHALL BE A SINGLE FLAT 2x4 OR 2x6 ATTACHED TO GRIPPLIES ABOVE, UNLESS OTHERWISE NOTED.
  - TANKED WATER HEATER SHOWN AS BASE CONDITION, OPTIONAL TANKLESS WATER HEATER IS AVAILABLE IN LIEU OF TANKED WATER HEATER.

**GYPSUM NOTES**

AT GARAGE:  
GYPSUM BOARD AT COMMON WALLS, CEILINGS, BEAM WRAPS AND SUPPORTS PER STANDARD DETAIL FA-1(b) FIRE ASSEMBLIES OR AS REQUIRED BY LOCAL CODE.

AT STAIRS:  
1/2" GYPSUM BOARD AT UNDERSIDE OF STAIRS AND WALLS IN CLOSET

**NOTE:**  
EXTERIOR WALLS DRAIN TO FRAMING WIDTH, EXTERIOR SHEATHING IS NOT INCLUDED IN WALL THICKNESS.

**LVL PLY TO PLY FASTENING SCHEDULE:** (WHERE APPLICABLE BASED ON LVL USAGE)

- (2) PLY UP TO AND INCLUDING 11 7/8" TALL; FASTEN PLYS w/ (2) ROWS 16D NAILS AT 12" O.C. OR ALT 1 1/2" WIDE LVL FASTEN PLYS w/ (3) ROWS 12D NAILS AT 12" O.C.
- (2) PLY 14" TO AND 18" TALL (INCLUSIVE); FASTEN PLYS w/ (3) ROWS 16D NAILS AT 12" O.C. OR ALT 1 1/2" WIDE LVL FASTEN PLYS w/ (4) ROWS 12D NAILS AT 12" O.C.
- (2) PLY 20" TALL AND OVER; FASTEN PLYS w/ (4) ROWS 16D NAILS AT 12" O.C. OR ALT 1 1/2" WIDE LVL FASTEN PLYS w/ (5) ROWS 12D NAILS AT 12" O.C.
- (3) PLY UP TO AND INCLUDING 11 7/8" TALL; FASTEN PLYS w/ (2) ROWS 16D NAILS AT 12" O.C. FROM EACH SIDE OR ALT 1 1/2" WIDE LVL FASTEN PLYS w/ (3) ROWS 12D NAILS AT 12" O.C. FROM EACH SIDE.
- (3) PLY 14" TO AND 18" TALL (INCLUSIVE); FASTEN PLYS w/ (3) ROWS 16D NAILS AT 12" O.C. FROM EACH SIDE OR ALT 1 1/2" WIDE LVL FASTEN PLYS w/ (4) ROWS 12D NAILS AT 12" O.C. FROM EACH SIDE.
- (3) PLY 20" TALL AND OVER; FASTEN PLYS w/ (4) ROWS 16D NAILS AT 12" O.C. FROM EACH SIDE OR ALT 1 1/2" WIDE LVL FASTEN PLYS w/ (5) ROWS 12D NAILS AT 12" O.C. FROM EACH SIDE.
- (4) PLY (ALL SIZES); FASTEN PLYS w/ (2) ROWS 1/2" DIAMETER A307 BOLTS AT 24" O.C. SEE SHOP DRAWING FOR ADDITIONAL INFORMATION.

**FIELD INSTALLED FIRST FLOOR BEAM/HEADER SCHEDULE**

IDENTIFIER	DESCRIPTION	LENGTH	OPTIONS	ENG. NUM.	REMARKS
B101	BEAM STEEL - W12X30	23'-10 3/4"		1023	
PF101-2	LVL 1.75 - 11-04	20'-1"	GCB/ GCF	1035	

**STEEL COLUMN SCHEDULE**


IDENTIFIER	STYLE	HEIGHT	OPTIONS	ENG. NUM.	REMARKS
C101	STANCHION - 3 IN SCHED 40	9'-6"	GCB/ GCF, ELA/ ELB/ ELK/ ELL, SXG, FBA, FGA	1006	
C105	STANCHION PORCH - 3 IN DIA 116A ADJ	9'-4 7/8"	FBA	1063	

**FIRST FLOOR JACK SCHEDULE**

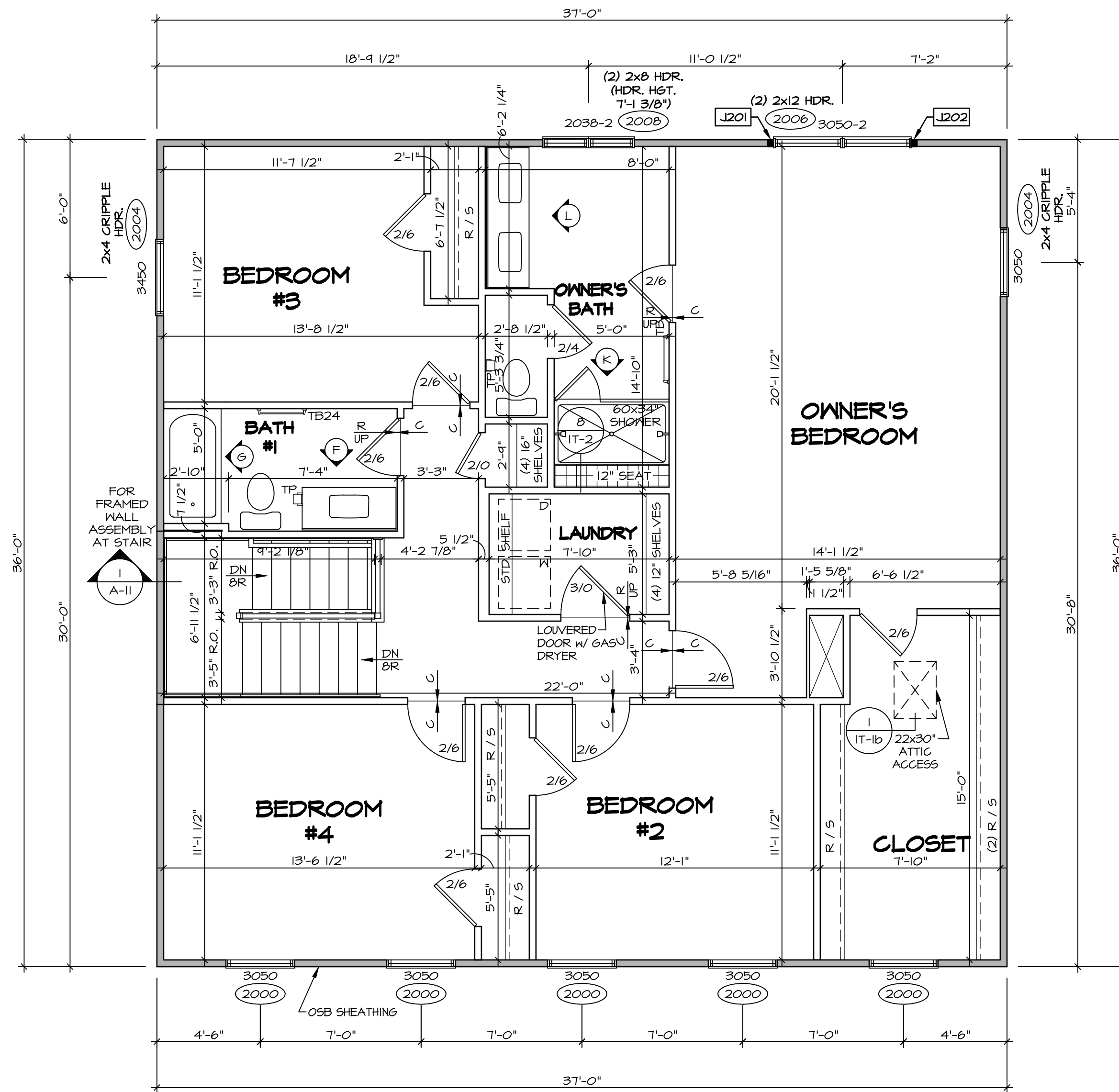
IDENTIFIER	DESCRIPTION	OPTIONS	ENG. NUM.	REMARKS
J103	JACK - (4) 2x6 SPF STUD GRADE	SXC, ELA/ ELK	1006	
J108	JACK - (4) 2x4 SPF STUD GRADE		1014	
J109	JACK - (4) 2x6 SPF STUD GRADE		1016	
J110	JACK - (4) 2x4 SPF STUD GRADE		1016	
J111	JACK - (2) 2x4 SPF STUD GRADE		1018	
J112	JACK - (2) 2x4 SPF STUD GRADE		1020	
J117	JACK - (3) 2x4 SPF		1023	
J118	JACK - (3) 2x4 SPF STUD GRADE		1021	
J119	JACK - (3) 2x4 SPF STUD GRADE	ELA/ ELK/ ELK	1031	
J120	JACK - (2) 2x4 SPF STUD GRADE	ELA/ ELK/ ELK	1031	
J121	JACK - (2) 2x4 SPF STUD GRADE	GCB/ GCF	1035	
J122	JACK - (2) 2x4 SPF STUD GRADE	GCB/ GCF	1035	
J131	JACK - (2) 2x4 SPF STUD GRADE		1053	
J132	JACK - (2) 2x4 SPF STUD GRADE		1055	
J133	JACK - (3) 2x4 SPF STUD GRADE		1055	
J135	JACK - (2) 2x4 SPF STUD GRADE		1063	
J144	JACK - (2) 2x4 SPF STUD GRADE		1018	
J145	JACK - (3) 2x4 SPF STUD GRADE		1021	
J147	JACK - (3) 2x4 SPF		1023	

BIV-COMM-LOT-UNIT  
**DCY-V6-L700**  
COMM-LOT  
VILAGE OF WINDING CREEK WARR CO - L700  
STREET ADDRESS  
2224 COLD STREAM DR  
CITY STATE OH ZIP  
CENTERVILLE OH 45456

NVR, Inc. expressly reserves the right to modify these plans without notice. These plans are not to be reproduced, changed or altered in any way without the written consent of NVR, Inc.



SHEET NO. **A-7**  
MODEL **COLUMBIA**  
DRAWING TITLE **FIRST FLOOR PLAN**  
OPTION DESCRIPTION  
SET NO. CLM00  
VERSION 01  
DRAWN BY ARY  
DATE:  
OPTION



**SECOND FLOOR PLAN**  
SCALE: 1/4" = 1'-0"

**LEGEND**

- BEARING WALL
- NON BEARING WALL
- INDICATES BEARING FROM POINT-LOAD ABOVE
- JACKS
- BEAM/HEADER
- PAD FOOTING
- STEEL COLUMN
- PORTAL FRAME
- JOIST/TRUSS
- LVL
- ENGINEERING PAGE NUMBER

SEE FC DETAILS FOR FRAMING CONNECTORS

**NOTE:**  
EXTERIOR WALLS DRAWN TO FRAMING WIDTH, EXTERIOR SHEATHING IS NOT INCLUDED IN WALL THICKNESS.

- FLOOR PLAN NOTES**
- ALL HEADERS ARE (2) 2x6 w/ 2x4 WALLS OR (3) 2x6 w/ 2x6 WALLS, UNLESS OTHERWISE NOTED.
  - ALL HEADERS TO HAVE (1) 2x4 OR 2x6 JACK AND KING STUD EACH END, UNLESS OTHERWISE NOTED.
  - ALL EXTERIOR WALLS TO BE 4" w/ OSB OR 3 1/2" w/ T-PLY, ALL INTERIOR WALLS TO BE 3 1/2", UNLESS OTHERWISE NOTED.
  - HATCHED AREAS INDICATE DROPPED CEILING. ALL DROPPED CEILING ARE 12" UNLESS OTHERWISE NOTED.
  - SEE "BRACED WALL PANEL DETAIL SHEET" FOR SPECIAL WALL FRAMING LOCATIONS AND HEADER SIZES, IF APPLICABLE.
  - SEE STANDARD DETAIL CATEGORY "IT" SHEET(S) FOR INTERIOR TRIM DETAILS.
  - SEE ARCHITECTURAL DETAIL SHEET "AD" FOR HOUSE SPECIFIC INTERIOR TRIM OPTION TABLE.
  - ALL WINDOWS HAVE 7'-0 1/2" HEADER HEIGHT UNLESS OTHERWISE NOTED.
  - ALL HEADERS IN NON-BEARING WALLS SHALL BE A SINGLE FLAT 2x4 OR 2x6 ATTACHED TO CRIPPLES ABOVE, UNLESS OTHERWISE NOTED.
  - TANKED WATER HEATER SHOWN AS BASE CONDITION. OPTIONAL TANKLESS WATER HEATER IS AVAILABLE IN LIEU OF TANKED WATER HEATER.

**GYPSUM NOTES**

AT GARAGE:  
GYPSUM BOARD AT COMMON WALLS, CEILING, BEAM WRAPS AND SUPPORTS PER STANDARD DETAIL FA-(b) FIRE ASSEMBLIES OR AS REQUIRED BY LOCAL CODE.

AT STAIRS:  
1/2" GYPSUM BOARD AT UNDERSIDE OF STAIRS AND WALLS IN CLOSET

**SECOND FLOOR JACK SCHEDULE**

IDENTIFIER	DESCRIPTION	OPTIONS	ENG. NUM.	REMARKS
J201	JACK - (2) 2X4 SPF STUD GRADE		2006	
J202	JACK - (2) 2X4 SPF STUD GRADE		2006	

DIV-COMM-LOT-UNIT  
**DCY-YG-L700**  
 COMM-LOT  
 VLGES OF WINDING CREEK MARR CO - L700  
 STREET ADDRESS  
 2224 COLD STREAM DR  
 CITY  
 CENTERVILLE  
 STATE  
 OH  
 ZIP  
 45459

© NVR, Inc. expressly reserves the right to modify or amend these plans at any time without notice. These plans are not to be reproduced, changed or altered in any way without the written consent of NVR, Inc.

**NVR**  
 NVR, Inc. Suite 100  
 5285 Washington Blvd.  
 Frederick, MD 21703

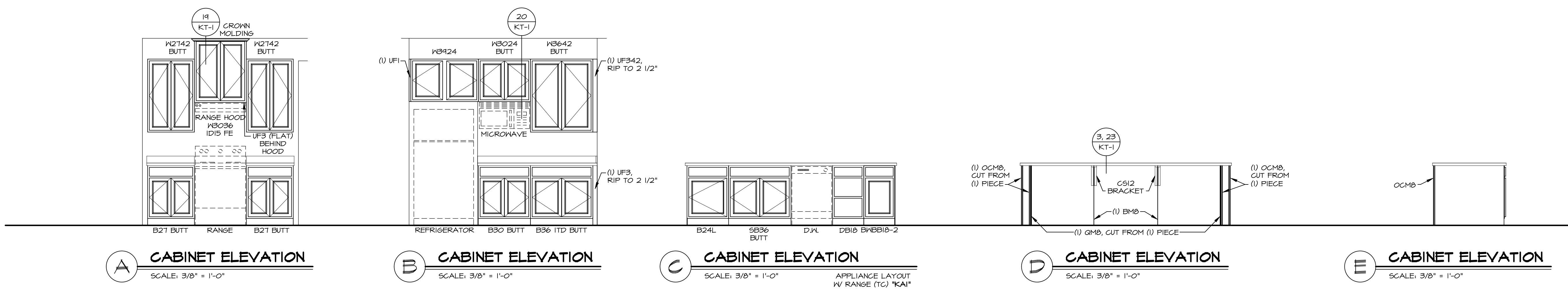
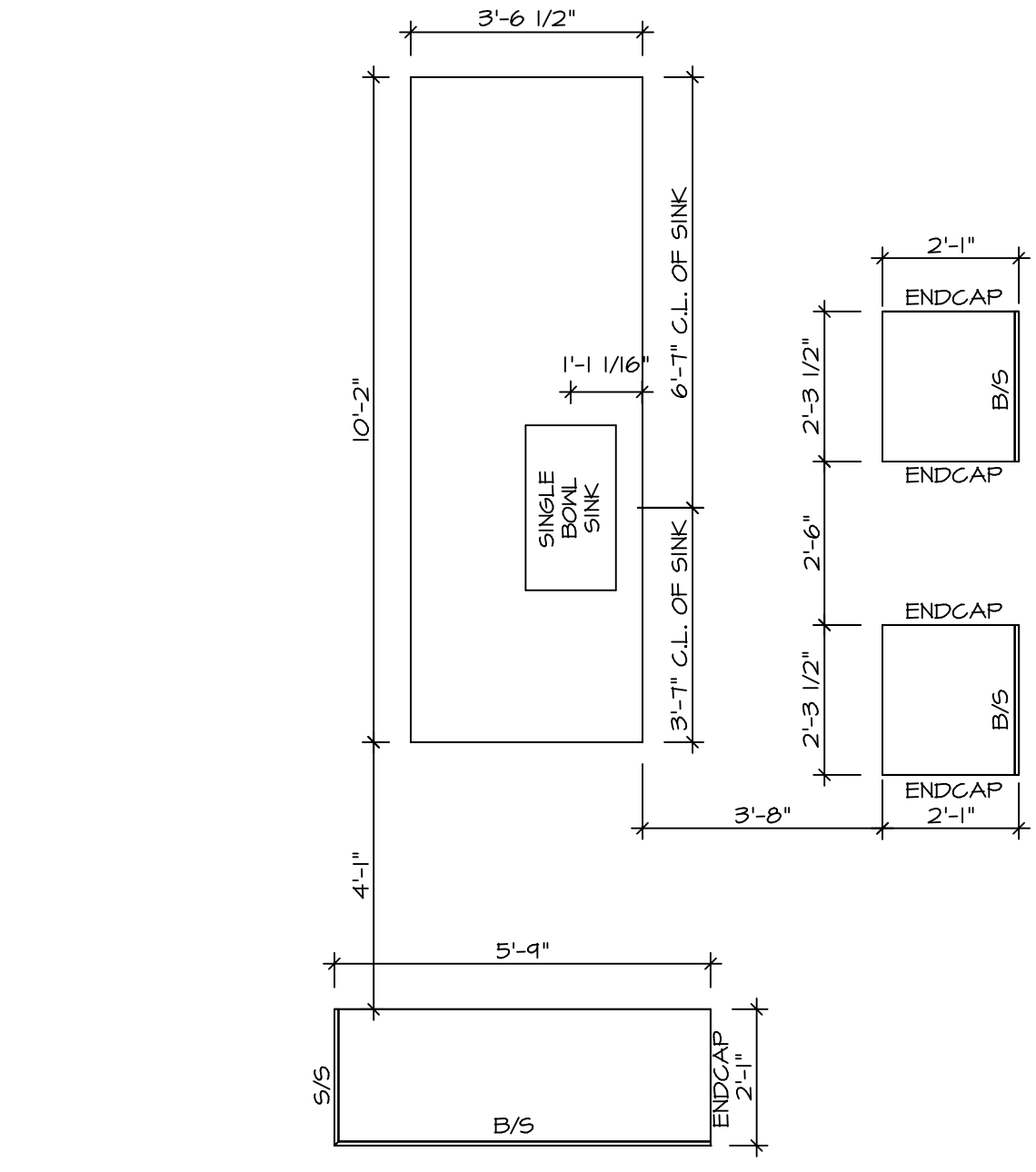
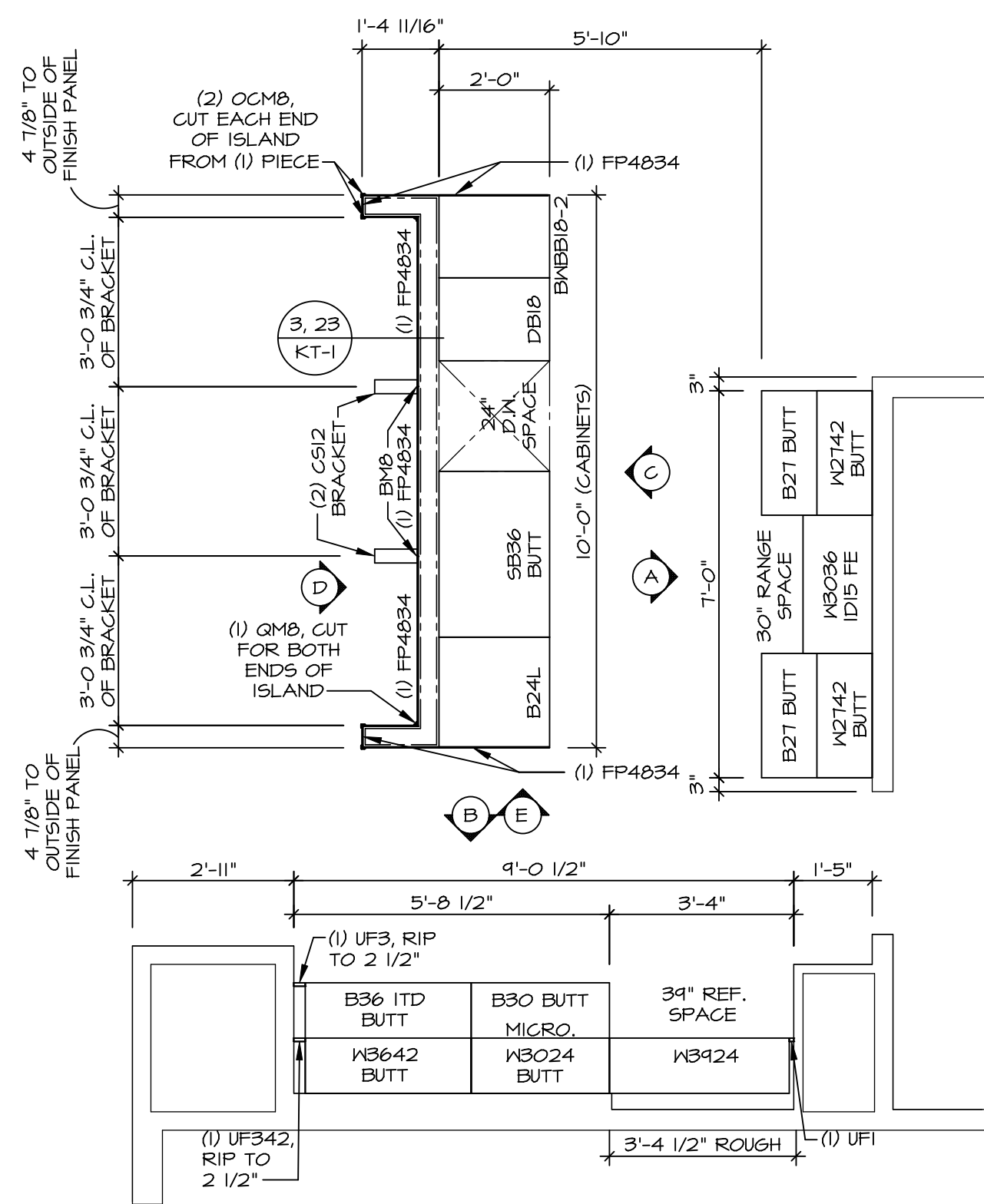
SET NO. CLM00  
 VERSION 01  
 DRAWN BY ARY  
 DATE:  
 OPTION

MODEL  
**COLUMBIA**  
 DRAWING TITLE  
**SECOND FLOOR PLAN**  
 OPTION DESCRIPTION

SHEET NO.  
**A-8**  
 31

C:\NVR\Solves\COLUMBIA\_CLM00\_01\DCY-YG-L700\2447578\Sheets\Lot\_Specific\31\_A-8\_FLN2\_LS.dwg 12/15/21 - 8:19 pm

- NOTES:**
1. CABINET LAYOUT (S) ARE BASED ON FINISHED DIMENSIONS TO DRYWALL.
  2. IF KITCHEN PLANS/ELEVATIONS CALL-OUT STANDARD MOLDING, REFER TO STANDARD DETAIL (1/KT-1) FOR REPLACEMENT BASED ON CABINET STYLE.
  3. ALL (UF#) FILLERS ARE TO BE "TRIM TO FIT" UNLESS OTHERWISE NOTED.
  4. CABINET MUST BE SET SHIMMED, LEVELED AND PLUMB W/ ADJOINING BASE CABINETS.
  5. SET PRE-FINISHED SCRIBE MOLDING AT CABINET BULKHEADS AND AT ENDS (WHERE CABINETS MEET DRYWALL.) PRE-FINISHED SCRIBE MOLDING SHALL BE USED TO PAD OUT CABINET SIDES AT STILE FOR RETURN PIECES OF THE FACE-MOUNTED CABINET CROWN MOLDING.
  6. HARDWARE INSTALL NOTE: KNOBS GO ON DOORS AND DRAWERS FOR ALL AREAS. ALL DRAWER FRONTS AND DOORS GET (1) KNOB/FULL. NO HARDWARE ON FALSE DRAWER FRONTS.



DIV-COMM-LOT-UNIT  
**DCY-VG-L100**  
 COMM-LOT  
 VLGS OF WINDING CREEK WARR CO - L'00  
 STREET ADDRESS  
 2224 COLD STREAM DR  
 CITY STATE OH  
 CENTERVILLE OH 45459


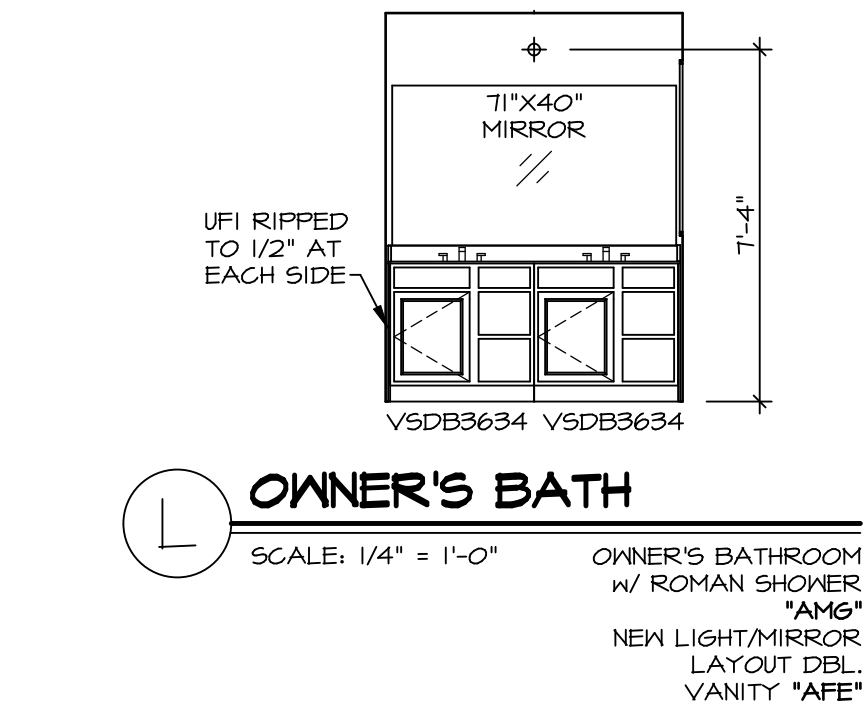
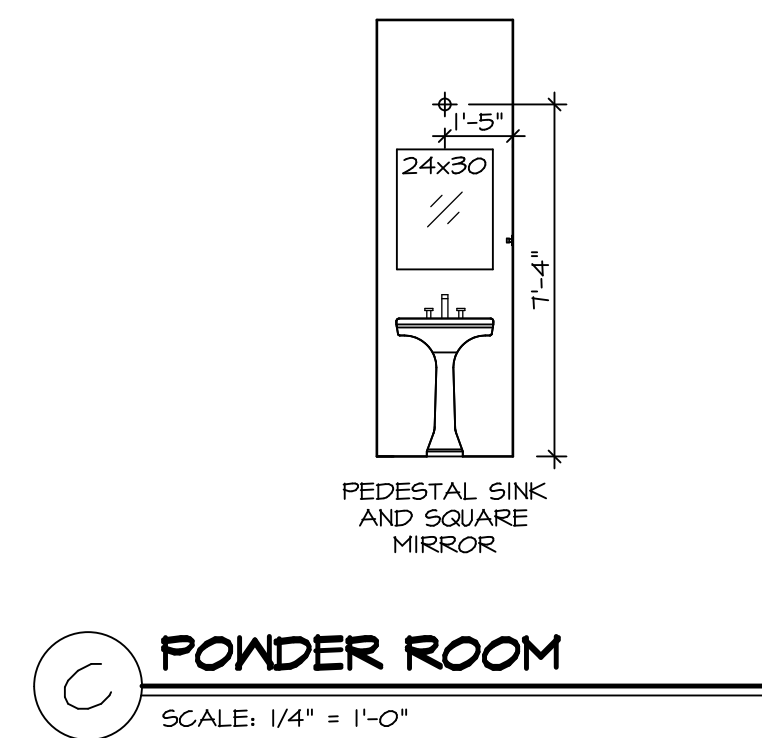
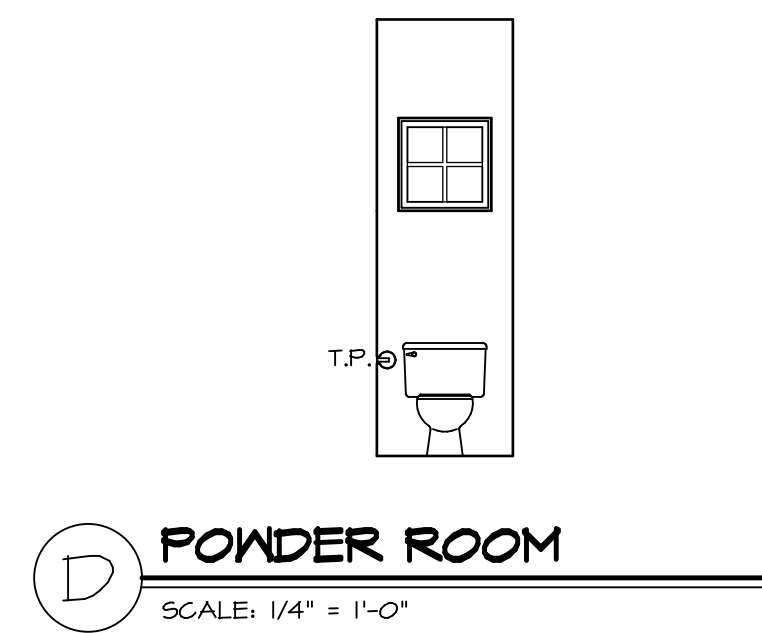
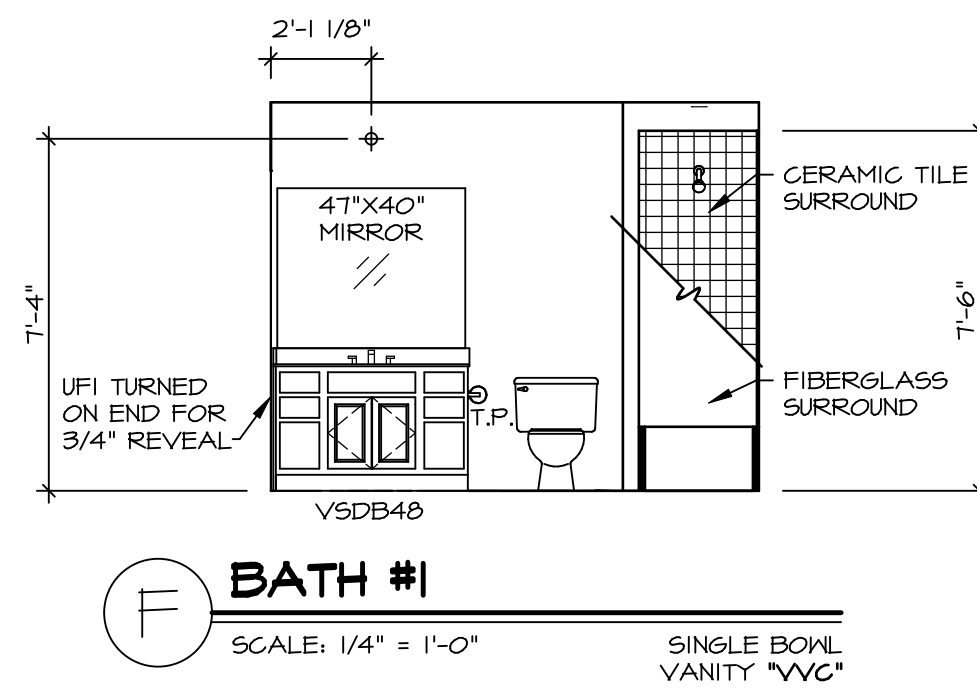
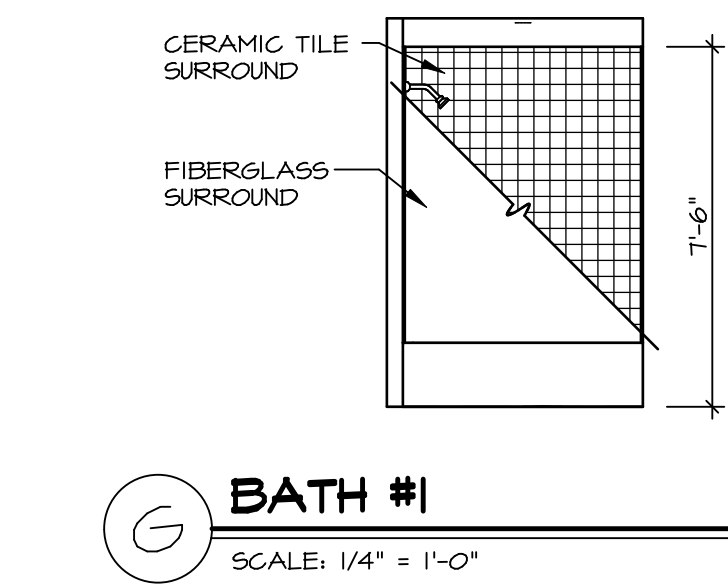
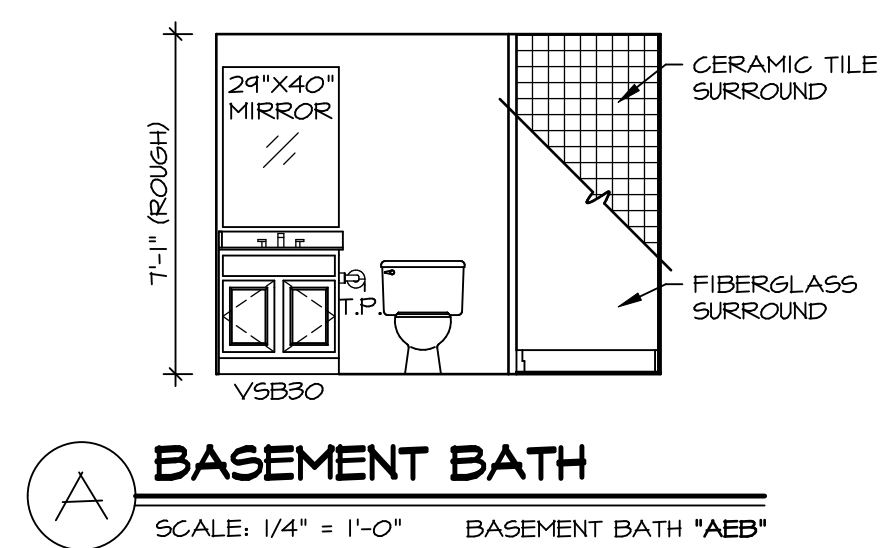
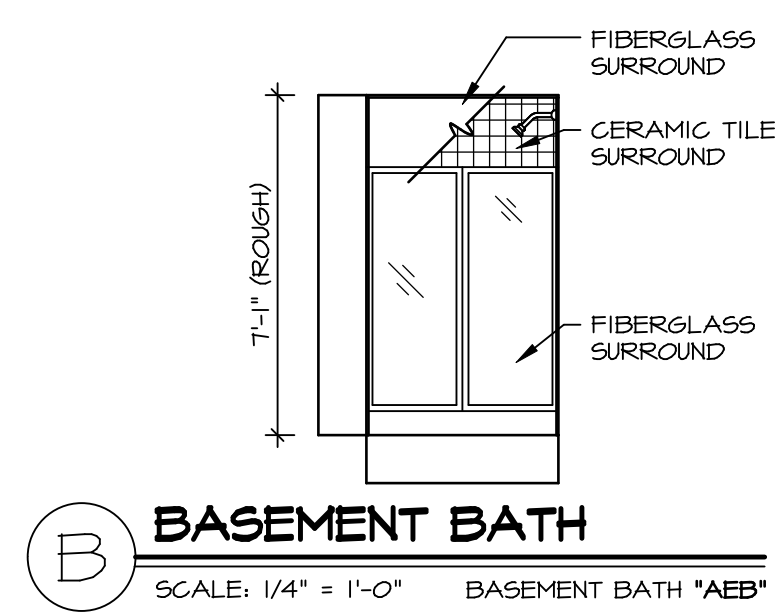
© NVR, Inc. expressly reserves the right to modify these plans without notice. These plans are not to be reproduced, changed or altered in any way without the written consent of NVR, Inc.

**NVR**  
 NVR, Inc. Suite 100  
 Frederick, MD 21703

SHEET NO. <b>A-12</b> MODEL <b>COLUMBIA</b>	SET NO. CLM00 VERSION 01	DRAWN BY ARM
	DRAWING TITLE KITCHEN PLAN AND ELEVATION	DATE: OPTION
OPTION DESCRIPTION 44		


**NOTES:**

1. TEMPERED GLASS SHOWER ENCLOSURE WITH SLIDING DOOR OR OPTIONAL SLIDING DOOR BY DIVISION
2. TUB ACCESS PANELS PROVIDED AS NEEDED, ALL MATERIALS BY DIVISION
3. REFER TO SHEET D-XX FOR TUB AND SHOWER DETAILS.
4. ALL VSDB24-42 DRAWERS TO BE SET ON RIGHT HAND.
5. ALL BATH ELEVATIONS ARE SHOWN PER PLAN.



DIV-COMM-LOT-UNIT  
**DCY-V6-L700**  
COMM-LOT  
VILGS OF KINDING CREEK WARR CO - L700  
STREET ADDRESS  
2224 COLD STREAM DR  
CITY  
CENTERVILLE  
STATE  
OH  
ZIP  
45459

© NVR, Inc. expressly reserves the right to modify these plans without notice. These plans are not to be reproduced, changed or altered in any way without the written consent of NVR, Inc.



SET NO. CLM00  
VERSION 01  
DRAWN BY ARY  
DATE:  
OPTION

MODEL  
**COLUMBIA**  
DRAWING TITLE  
BATH ELEVATIONS  
OPTION DESCRIPTION

SHEET NO.  
**A-13**  
46