

**NOTE**  
 RADON REMEDIATION  
 RADON LOOP:  
 - (4") PERFORATED HDPE "LOOP"  
 - MUST BE PLACED IN STONE BED SLIGHTLY HIGHER THAN ANY INTERIOR DRAINTILE  
 - LOOP TO BE SEPARATE FROM ANY DRAINTILE ELEMENTS  
 - TO BE CORRUGATED HDPE PIPE  
 - SCREWS TO BE INSTALLED THROUGH LOOP AT TEE UP INTO STACK  
 STACK REQUIREMENTS:  
 - 3" PVC STACK (4" IF BASEMENT IS GREATER THAN 2200 SQFT.)  
 - NO PART OF STACK IS TO BE HORIZONTAL  
 - PIPE TO BE PHYSICALLY LABELED IN THE FIELD AS "RADON VENT" OR OTHER JURISDICTIONALLY REQUIRED LANGUAGE (ON EVERY LEVEL OF HOUSE)  
 - ROOF TERMINATION TO BE IN TOP 1/3 OF ROOF  
 - SCREEN INSTALLED TO KEEP PESTS OUT OF RADON VENT AT ROOF TERMINATION

**PLUMBING PLAN**  
 SCALE: 1/4" = 1'-0"

SHEET NO. <b>A-5</b>	MODEL <b>COLUMBIA</b>	SET NO. CLMOO	VERSION 01
		DRAWN BY JAB	DATE:
23	OPTION DESCRIPTION	DRAWING TITLE <b>PLUMBING PLAN</b>	
		GROUNDWORKS	

DIV-COMM-LOT-UNIT <b>DCY-V6-T639</b>	
COMM-LOT VILGE OF WINDING CREEK WARR CO - T639	APT. NO. N
STREET ADDRESS 4844 WINDING CREEK BLVD	STATE OH
CITY CENTERVILLE	ZIP 45459

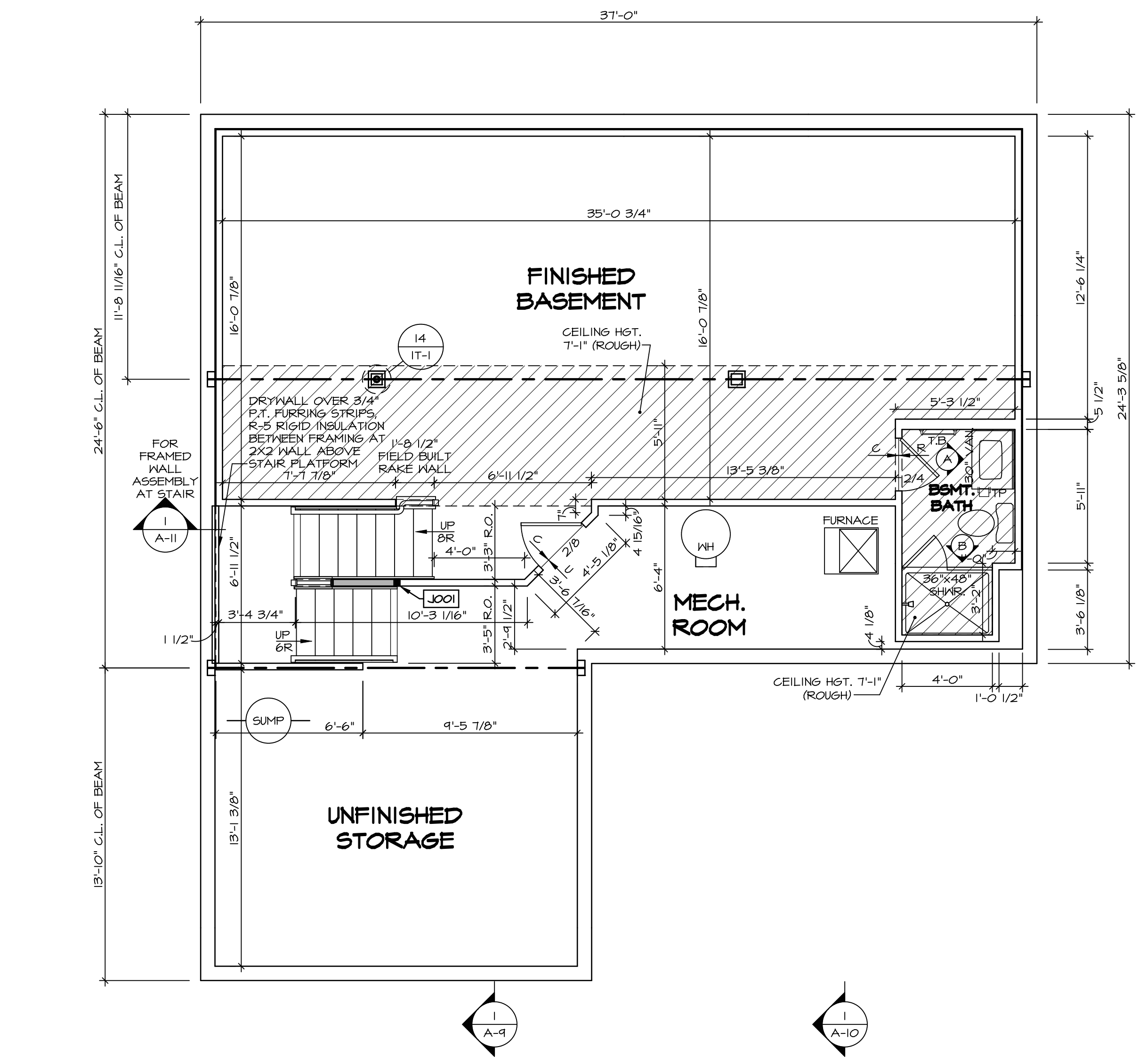
  

© NVR, Inc. expressly reserves the right to modify or amend these plans at any time without notice. These plans are not to be reproduced, changed or altered in any way without the written consent of NVR, Inc.

**NVR**  
 NVR, Inc. Suite 100  
 Frederick, MD 21703

5285 Washburne, Suite 100  
 Frederick, MD 21703

C:\NVR\Solves\COLUMBIA\_CLMOO\_01\DCY-V6-T639\2535781\Sheets\Lot\_Specific\23\_A-5\_PLUMB\_L3.dwg 04/08/22 - 2:53 am



**LEGEND**

- BEARING WALL
- NON BEARING WALL
- INDICATES BEARING FROM POINT-LOAD ABOVE
- JACKS
- BEAM/HEADER
- PAD FOOTING
- STEEL COLUMN
- PORTAL FRAME
- JOIST/TRUSS
- LVL
- ENGINEERING PAGE NUMBER

SEE FC DETAILS FOR FRAMING CONNECTORS

- FLOOR PLAN NOTES**
- ALL HEADERS ARE (2) 2x6 w/ 2x4 WALLS OR (3) 2x6 w/ 2x6 WALLS, UNLESS OTHERWISE NOTED.
  - ALL HEADERS TO HAVE (1) 2x4 OR 2x6 JACK AND KING STUD EACH END, UNLESS OTHERWISE NOTED.
  - ALL EXTERIOR WALLS TO BE 4" w/ OSB OR 3 1/2" w/ T-PLY, ALL INTERIOR WALLS TO BE 3 1/2", UNLESS OTHERWISE NOTED.
  - HATCHED AREAS INDICATE DROPPED CEILING. ALL DROPPED CEILING ARE 12" UNLESS OTHERWISE NOTED.
  - SEE "BRACED WALL PANEL DETAIL SHEET" FOR SPECIAL WALL FRAMING LOCATIONS AND HEADER SIZES, IF APPLICABLE.
  - SEE STANDARD DETAIL CATEGORY "IT" SHEET(S) FOR INTERIOR TRIM DETAILS.
  - SEE ARCHITECTURAL DETAIL SHEET "AD" FOR HOUSE SPECIFIC INTERIOR TRIM OPTION TABLE.
  - ALL WINDOWS HAVE 7'-0 1/2" HEADER HEIGHT UNLESS OTHERWISE NOTED.
  - ALL HEADERS IN NON-BEARING WALLS SHALL BE A SINGLE FLAT 2x4 OR 2x6 ATTACHED TO CRIPPLES ABOVE, UNLESS OTHERWISE NOTED.
  - TANKED WATER HEATER SHOWN AS BASE CONDITION. OPTIONAL TANKLESS WATER HEATER IS AVAILABLE IN LIEU OF TANKED WATER HEATER.

**GYPSUM NOTES**

AT GARAGE:  
GYPSUM BOARD AT COMMON WALLS, CEILING, BEAM WRAPS AND SUPPORTS PER STANDARD DETAIL FA-1(b) FIRE ASSEMBLIES OR AS REQUIRED BY LOCAL CODE.

AT STAIRS:  
1/2" GYPSUM BOARD AT UNDERSIDE OF STAIRS AND WALLS IN CLOSET

**BASEMENT JACK SCHEDULE**

IDENTIFIER	DESCRIPTION	OPTIONS	ENG. NUM.	REMARKS
J001	JACK - (2) 2X4 SFF STUD GRADE	FBA	BO031	

**BASEMENT FLOOR PLAN**  
SCALE: 1/4" = 1'-0"

**MODEL**  
COLUMBIA

**DRAWING TITLE**  
BASEMENT FLOOR PLAN

**OPTION DESCRIPTION**  
BASEMENT FOUNDATION

**SHEET NO.**  
A-6

**26**

**SET NO.** CLM00  
**VERSION** 01  
**DRAWN BY** CVB  
**DATE:**  
**OPTION** FBA

**© NVR, Inc.**  
NVR, Inc. Suite 100  
Frederick, MD 21703

**DCY-YG-T639**

**COMM-Lot**  
VILGE OF WINDING CREEK MARR CO - T639

**STREET ADDRESS**  
4844 WINDING CREEK BLVD

**CITY**  
CENTERVILLE

**STATE**  
OH

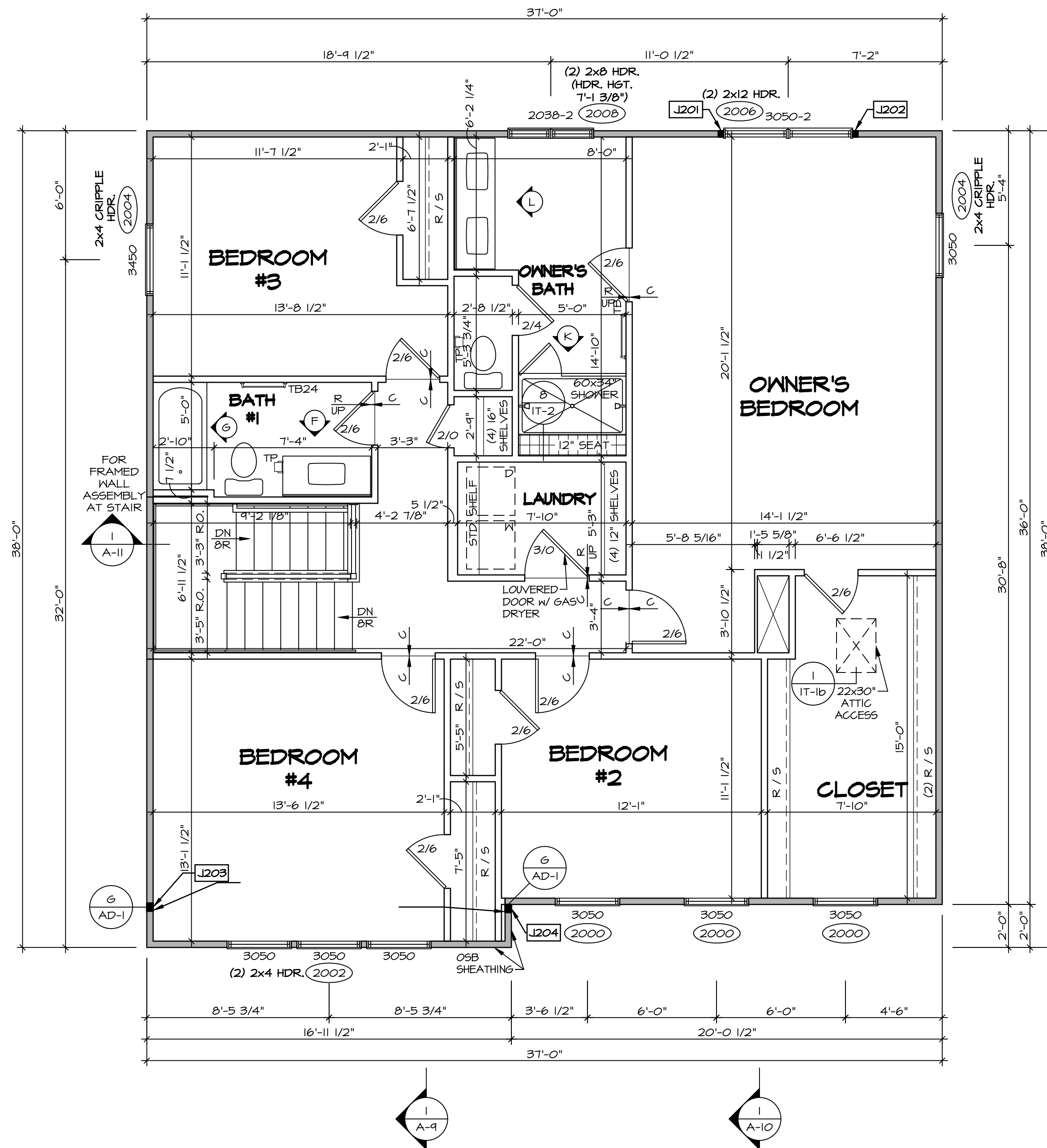
**ZIP**  
45459

**APT. NO.**  
N

© NVR, Inc. expressly reserves the right to modify these plans without notice. These plans are not to be reproduced, changed or copied in any way without the written consent of NVR, Inc.

C:\NVR\Solves\COLUMBIA\_CLM00\_01\DCY-YG-T639\2555781\Sheets\Lot\_Specific\26\_A-6\_BSMT\_LS.dwg 04/08/22 - 2:53 am





**SECOND FLOOR PLAN**  
SCALE: 1/4" = 1'-0"

**LEGEND**

- BEARING WALL
- NON BEARING WALL
- INDICATES BEARING FROM POINT-LOAD ABOVE
- JACKS
- BEAM/HEADER
- PAD FOOTING
- STEEL COLUMN
- PORTAL FRAME
- JOIST/TRUSS
- LVL
- ENGINEERING PAGE NUMBER

SEE FC DETAILS FOR FRAMING CONNECTORS

**NOTE:**  
EXTERIOR WALLS DRAWN TO FRAMING WIDTH, EXTERIOR SHEATHING IS NOT INCLUDED IN WALL THICKNESS.

- FLOOR PLAN NOTES**
- ALL HEADERS ARE (2) 2x6 w/ 2x4 WALLS OR (3) 2x6 w/ 2x6 WALLS, UNLESS OTHERWISE NOTED.
  - ALL HEADERS TO HAVE (1) 2x4 OR 2x6 JACK AND KING STUD EACH END, UNLESS OTHERWISE NOTED.
  - ALL EXTERIOR WALLS TO BE 4" w/ OSB OR 3 1/2" w/ T-PLY, ALL INTERIOR WALLS TO BE 3 1/2", UNLESS OTHERWISE NOTED.
  - HATCHED AREAS INDICATE DROPPED CEILING. ALL DROPPED CEILING ARE 12" UNLESS OTHERWISE NOTED.
  - SEE "BRACED WALL PANEL DETAIL SHEET" FOR SPECIAL WALL FRAMING LOCATIONS AND HEADER SIZES, IF APPLICABLE.
  - SEE STANDARD DETAIL CATEGORY "IT" SHEET(S) FOR INTERIOR TRIM DETAILS.
  - SEE ARCHITECTURAL DETAIL SHEET "AD" FOR HOUSE SPECIFIC INTERIOR TRIM OPTION TABLE.
  - ALL WINDOWS HAVE 7'-0 1/2" HEADER HEIGHT UNLESS OTHERWISE NOTED.
  - ALL HEADERS IN NON-BEARING WALLS SHALL BE A SINGLE FLAT 2x4 OR 2x6 ATTACHED TO CRIPPLES ABOVE, UNLESS OTHERWISE NOTED.
  - TANKED WATER HEATER SHOWN AS BASE CONDITION. OPTIONAL TANKLESS WATER HEATER IS AVAILABLE IN LIEU OF TANKED WATER HEATER.

**GYPSUM NOTES**

AT GARAGE:  
GYPSUM BOARD AT COMMON WALLS, CEILING, BEAM WRAPS AND SUPPORTS PER STANDARD DETAIL FA-(b) FIRE ASSEMBLIES OR AS REQUIRED BY LOCAL CODE.


AT STAIRS:  
1/2" GYPSUM BOARD AT UNDERSIDE OF STAIRS AND WALLS IN CLOSET

**SECOND FLOOR JACK SCHEDULE**

IDENTIFIER	DESCRIPTION	OPTIONS	ENG. NUM.	REMARKS
J201	JACK - (2) 2x4 SPF STUD GRADE		2006	
J202	JACK - (2) 2x4 SPF STUD GRADE		2006	
J203	JACK - (3) 2x4 SP#II	ELB/ ELL	2010	
J204	JACK - (3) 2x4 SP#II	ELB/ ELL	2010	

DIV-COMM-LOT-UNIT  
**DCY-VG-T639**  
COMM-LOT  
VILG6 OF WINDING CREEK MARR CO - T639  
STREET ADDRESS  
4844 WINDING CREEK BLVD  
CITY  
CENTERVILLE  
STATE  
OH  
ZIP  
45459

© NVR, Inc. expressly reserves the right to modify these plans without notice. These plans are not to be reproduced, changed or copied in any way without the written consent of NVR, Inc.


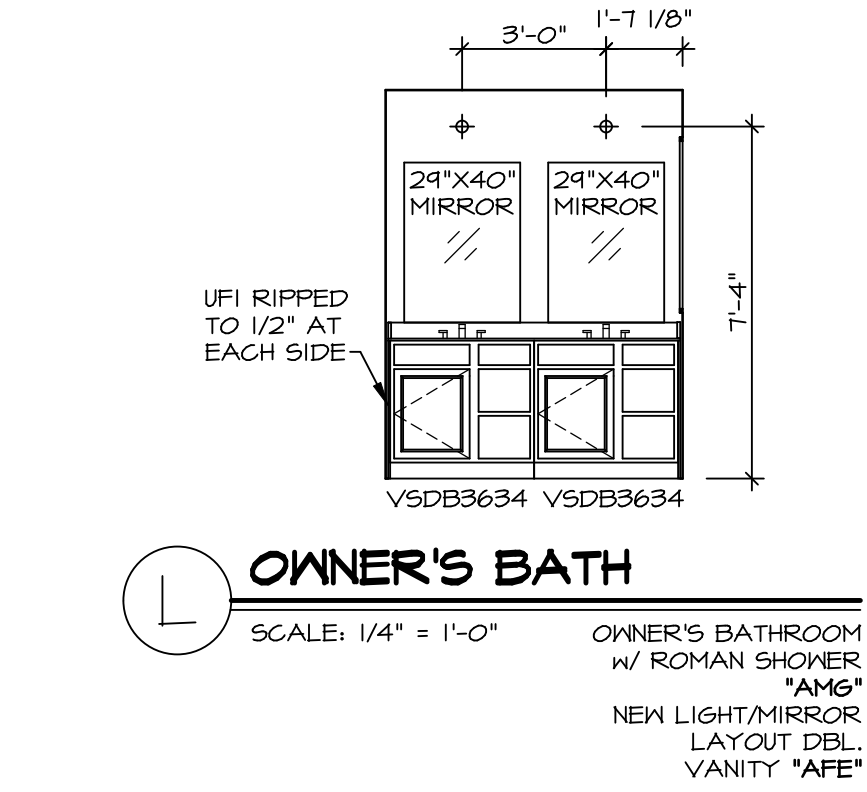
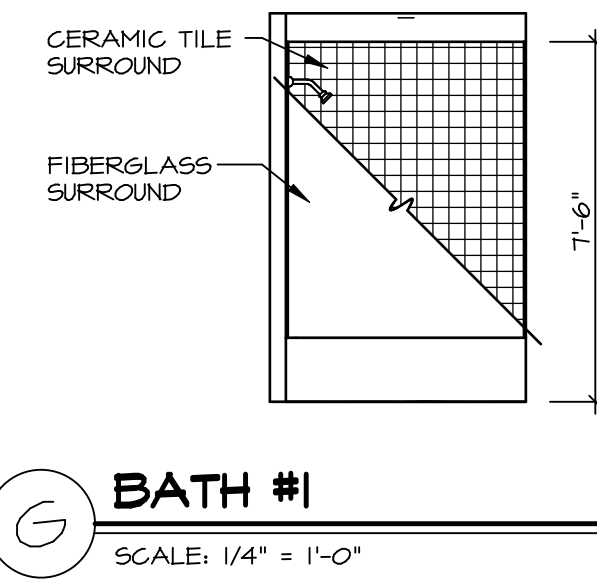
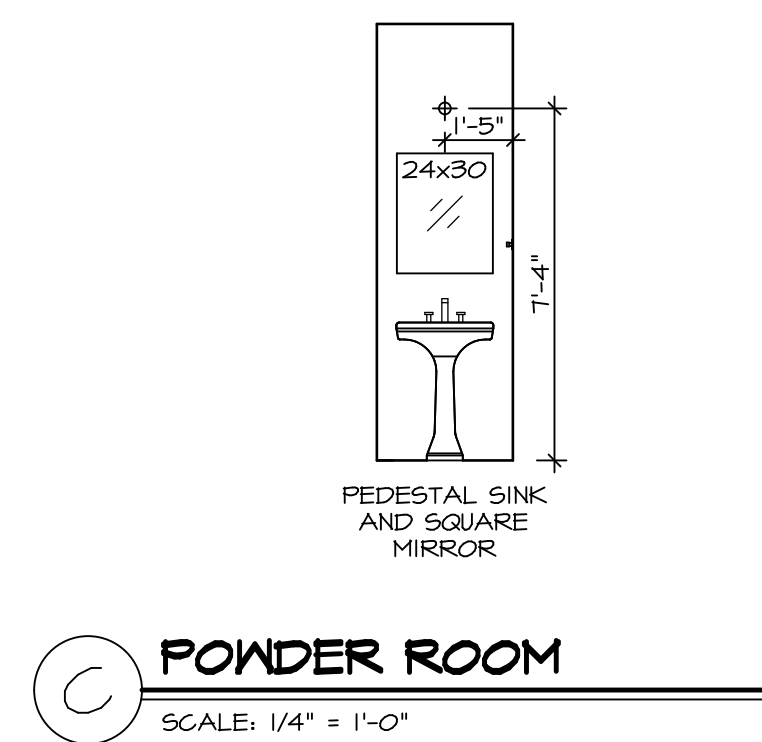
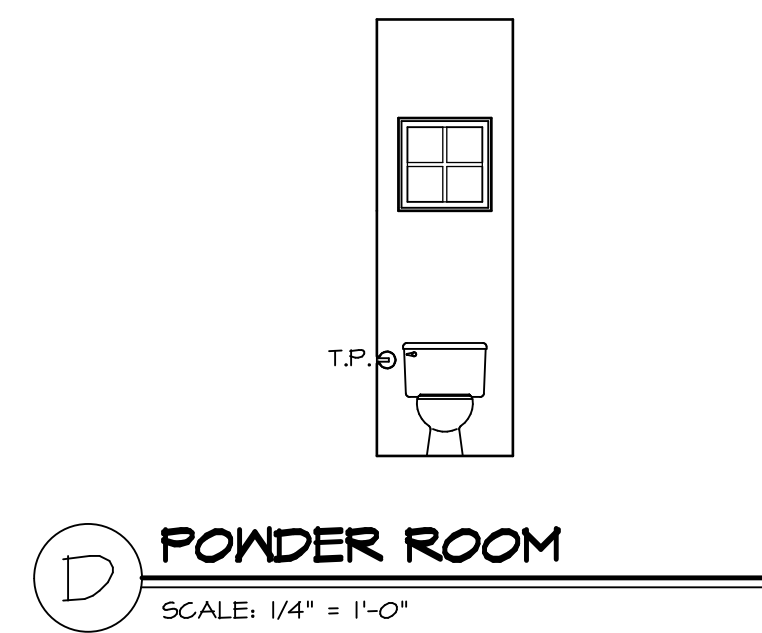
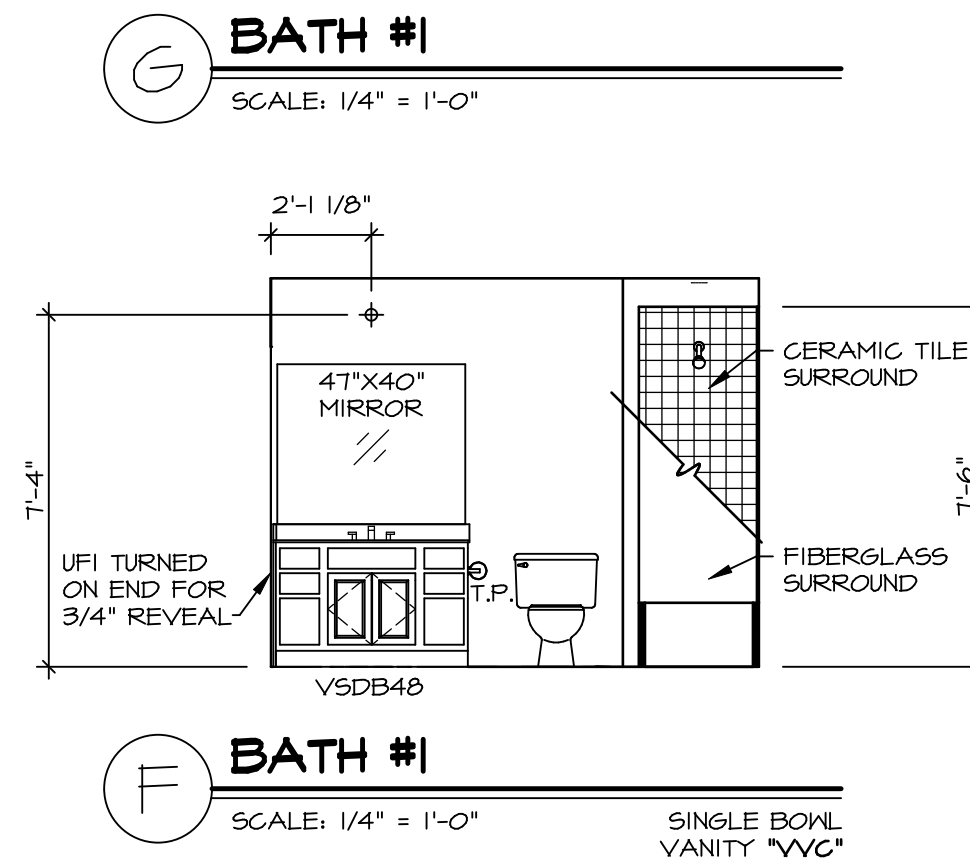
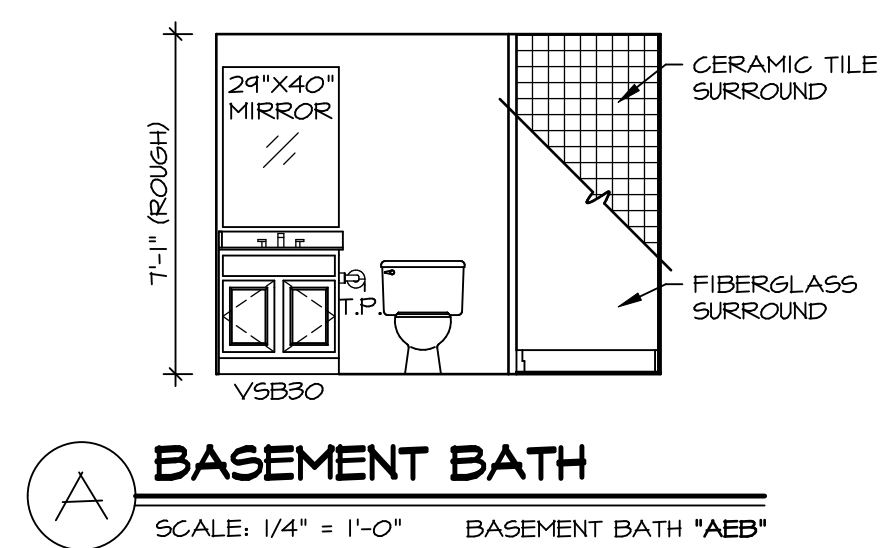
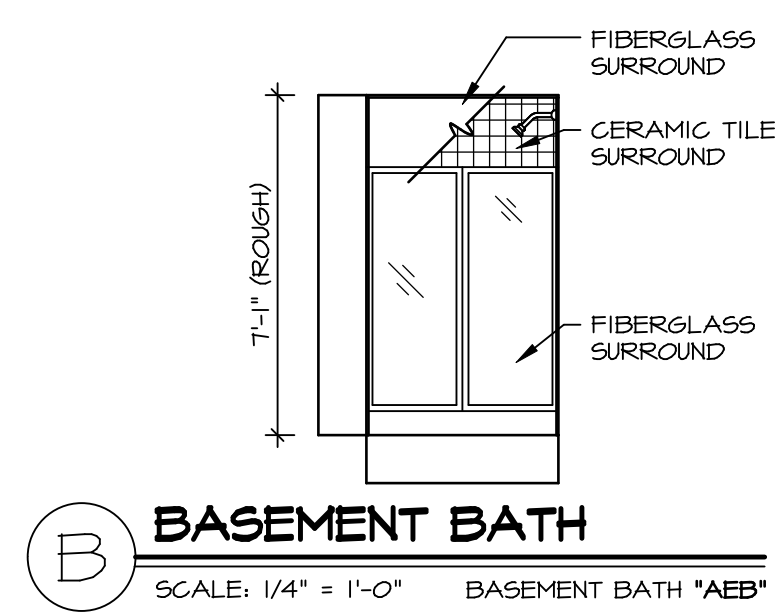


SHEET NO. <b>A-8</b>	MODEL <b>COLUMBIA</b>	SET NO. CLM00 VERSION 01	DRAWN BY ARM
OPTION DESCRIPTION <b>31</b>	DRAWING TITLE <b>SECOND FLOOR PLAN</b>	DATE:	OPTION



**NOTES:**

1. TEMPERED GLASS SHOWER ENCLOSURE WITH SLIDING DOOR OR OPTIONAL SLIDING DOOR BY DIVISION
2. TUB ACCESS PANELS PROVIDED AS NEEDED, ALL MATERIALS BY DIVISION
3. REFER TO SHEET D-XX FOR TUB AND SHOWER DETAILS.
4. ALL V5DB24-42 DRAWERS TO BE SET ON RIGHT HAND.
5. ALL BATH ELEVATIONS ARE SHOWN PER PLAN.



SHEET NO. <b>A-13</b>	MODEL <b>COLUMBIA</b>	DRAWING TITLE <b>BATH ELEVATIONS</b>	OPTION DESCRIPTION	SET NO. CLMOO	VERSION 01	DRAWN BY ARM	DATE:	OPTION
				46				
DIV-COMM-LOT-UNIT <b>DCY-VG-T639</b>				COMM-LOT VILGS OF WINDING CREEK WARR CO - T639				
STREET ADDRESS 4844 WINDING CREEK BLVD				CITY CENTERVILLE		STATE OH		ZIP 45459
APT. NO. N				CONSTANT OF NVR, Inc. 5285 Westchester, Suite 100 Frederick, MD 21703				