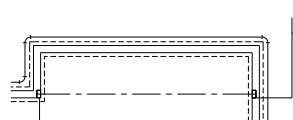
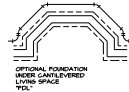
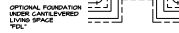
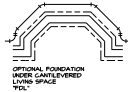
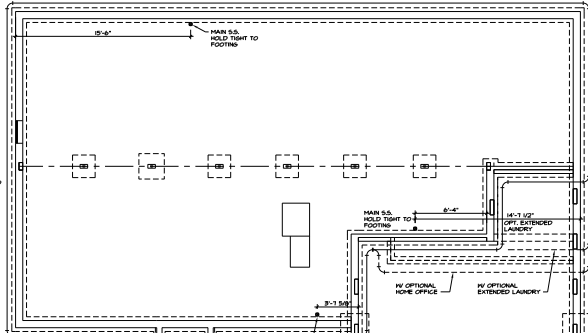


1
A-1 PARTIAL PLUMBING PLAN
SCALE: 1/4" = 1'-0" OPT. HOOKING ROOM MAX.



2
A-2 PARTIAL PLUMBING PLAN
SCALE: 1/4" = 1'-0" OPT. A-D EXTENSION TO HALL & ROOM TYP.



ELEVATION "A"

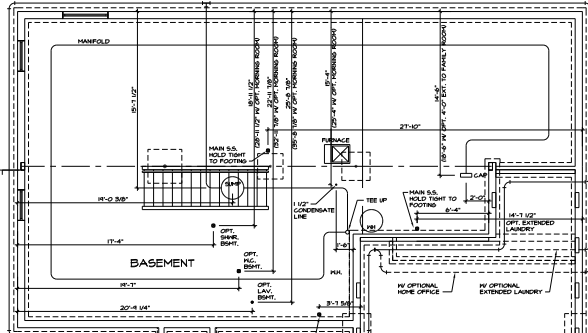
ELEVATION "B"

ELEVATION "C"

ELEVATION "D"

ELEVATION "E"

3
A-3 PLUMBING PLAN
SCALE: 1/4" = 1'-0" GRAVE FOUNDATION TYP.



ELEVATION "A"

ELEVATION "B"

ELEVATION "C"

ELEVATION "D"

ELEVATION "E"

4
A-4 PLUMBING PLAN
SCALE: 1/4" = 1'-0" FULL BASEMENT TYP.

SHEET NO. A-4 PROJECT NO. 3101	CITY AND COUNTY: VICTORIA FALLS, BRITISH COLUMBIA DATE: 10/10/04 OFFICE: RECREATION & RECREATION DRAWN BY: CAK CHECKED BY: CAK	Ryan Homes Residential Building 11000 160th Street Surrey, BC V3R 4G8 Tel: 604-273-7877
	1. SEE PLAN FOR NOTES. 2. ALL DIMENSIONS UNLESS OTHERWISE NOTED. 3. ALL DIMENSIONS UNLESS OTHERWISE NOTED. 4. ALL DIMENSIONS UNLESS OTHERWISE NOTED. 5. ALL DIMENSIONS UNLESS OTHERWISE NOTED. 6. ALL DIMENSIONS UNLESS OTHERWISE NOTED. 7. ALL DIMENSIONS UNLESS OTHERWISE NOTED. 8. ALL DIMENSIONS UNLESS OTHERWISE NOTED. 9. ALL DIMENSIONS UNLESS OTHERWISE NOTED. 10. ALL DIMENSIONS UNLESS OTHERWISE NOTED.	

