


1
A-5 PLUMBING PLAN
SCALE: 1/4" = 1'-0"

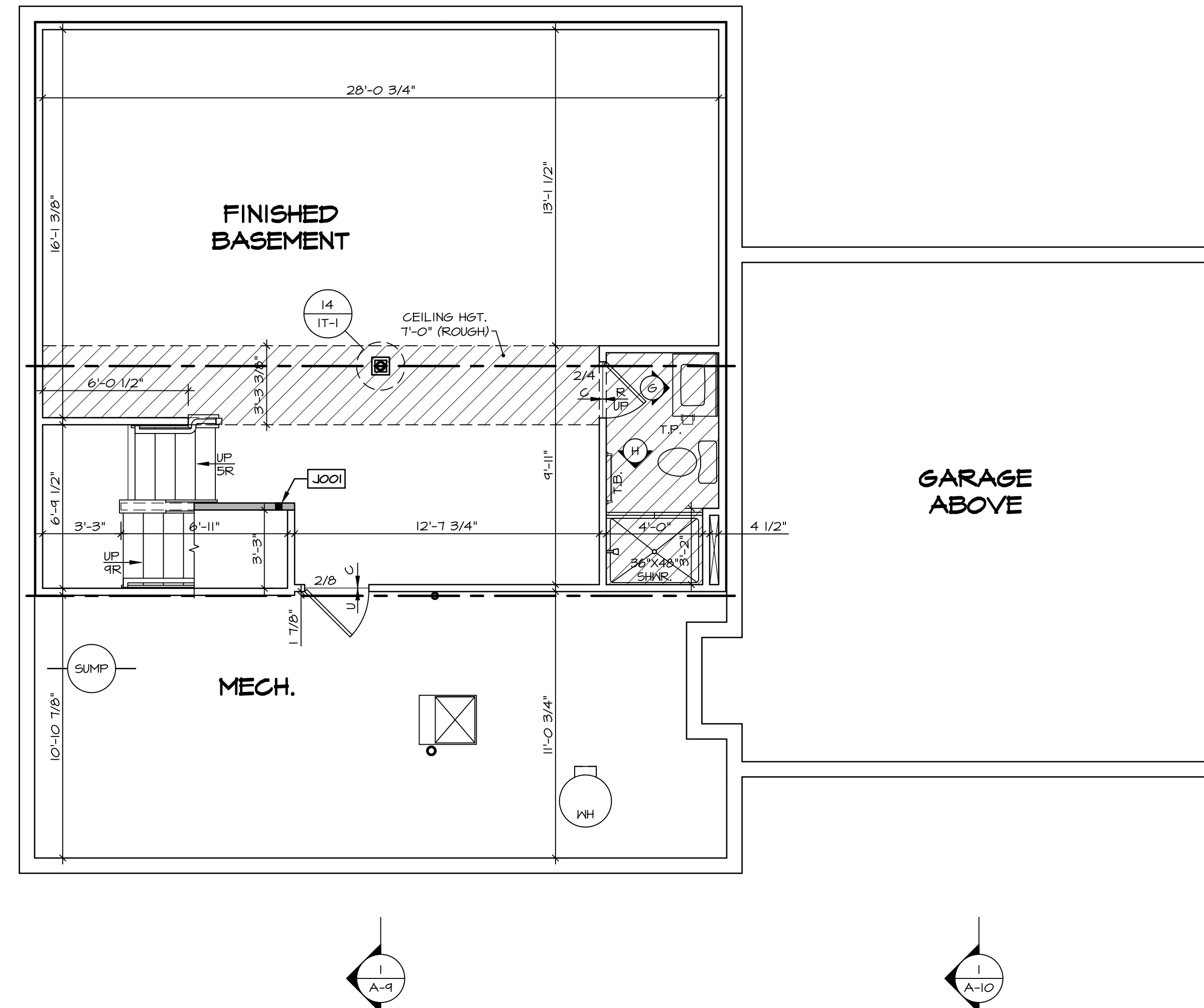
NOTE
 RADON REMEDIATION
 RADON LOOP:
 - (4") PERFORATED HDPE "LOOP"
 - MUST BE PLACED IN STONE BED SLIGHTLY HIGHER THAN ANY INTERIOR DRAINTILE
 - LOOP TO BE SEPARATE FROM ANY DRAINTILE ELEMENTS
 - TO BE CORRUGATED HDPE PIPE
 - SCREWS TO BE INSTALLED THROUGH LOOP AT TEE UP INTO STACK
 STACK REQUIREMENTS:
 - 3" PVC STACK (4" IF BASEMENT IS GREATER THAN 2200 SQFT.)
 - NO PART OF STACK IS TO BE HORIZONTAL
 - PIPE TO BE PHYSICALLY LABELED IN THE FIELD AS "RADON VENT" OR OTHER JURISDICTIONALLY REQUIRED LANGUAGE (ON EVERY LEVEL OF HOUSE)
 - ROOF TERMINATION TO BE IN TOP 1/3 OF ROOF
 - SCREEN INSTALLED TO KEEP PESTS OUT OF RADON VENT AT ROOF TERMINATION

SHEET NO. A-5	USER POWELL	SET NO. / P/L/OO VERSION / OI
30	DRAWING TITLE PLUMBING PLAN	DRAWN BY
	OPTION DESCRIPTION	DATE: OPTION



© NVR, Inc., expressly reserves its copyright and other property rights in these plans. These plans are not to be reproduced, stored in a retrieval system, or copied in any form or manner whatsoever, nor are they to be used for any project without the prior written consent of NVR, Inc.

DIV-COMM-LOT-UNIT DCY-YR-S12	
COM-LOT VL65 OF WINDING CREEK MONT CO - S12	APT. NO. ----
STREET ADDRESS 1121 ELK CREEK DR	
CITY CENTERVILLE	STATE OH
ZIP 45458	



1
A-6 **BASEMENT FLOOR PLAN**
SCALE: 1/4" = 1'-0"

LEGEND

- BEARING WALL
- NON BEARING WALL
- ⊗ INDICATES BEARING FROM POINT-LOAD ABOVE
- J JACKS
- B BEAM/HEADER
- F PAD FOOTING
- C STEEL COLUMN
- X PORTAL FRAME
- X JOIST/TRUSS
- LVL
- X ENGINEERING PAGE NUMBER

SEE FC DETAILS FOR FRAMING CONNECTORS

NOTE:
EXTERIOR WALLS DRAWN TO FRAMING WIDTH, EXTERIOR SHEATHING IS NOT INCLUDED IN WALL THICKNESS.

- FLOOR PLAN NOTES**
1. ALL HEADERS ARE (2) 2x6 w/ 2x4 WALLS OR (3) 2x6 w/ 2x6 WALLS, UNLESS OTHERWISE NOTED.
 2. ALL HEADERS TO HAVE (1) 2x4 OR 2x6 JACK AND KING STUD EACH END, UNLESS OTHERWISE NOTED.
 3. ALL EXTERIOR WALLS TO BE 4" w/ OSB OR 3 1/2" w/ LAMINATED FIBROUS STRUCTURAL SHEATHING, ALL INTERIOR WALLS TO BE 3 1/2" UNLESS OTHERWISE NOTED.
 4. HATCHED AREAS INDICATE DROPPED CEILINGS. ALL DROPPED CEILINGS ARE 12" UNLESS OTHERWISE NOTED.
 5. SEE "BRACED WALL PANEL DETAIL SHEET" FOR SPECIAL WALL FRAMING LOCATIONS AND HEADER SIZES, IF APPLICABLE.
 6. SEE STANDARD DETAIL CATEGORY "IT" SHEET(S) FOR INTERIOR TRIM DETAILS.
 7. SEE ARCHITECTURAL DETAIL SHEET "AD" FOR HOUSE SPECIFIC INTERIOR TRIM OPTION TABLE.
 8. ALL WINDOWS HAVE 1'-0 1/2" HEADER HEIGHT UNLESS OTHERWISE NOTED.
 9. ALL HEADERS IN NON-BEARING WALLS SHALL BE A SINGLE FLAT 2x4 OR 2x6 ATTACHED TO CRIPPLES ABOVE, UNLESS OTHERWISE NOTED.
 10. TANKED WATER HEATER SHOWN AS BASE CONDITION, OPTIONAL TANKLESS WATER HEATER IS AVAILABLE IN LIEU OF TANKED WATER HEATER.

GYPSUM NOTES

AT GARAGE:
GYPSUM BOARD AT COMMON WALLS, CEILINGS, BEAM WRAPS AND SUPPORTS PER STANDARD DETAIL FA-(b) FIRE ASSEMBLIES OR AS REQUIRED BY LOCAL CODE.

AT STAIRS:
1/2" GYPSUM BOARD AT UNDERSIDE OF STAIRS AND WALLS IN CLOSET

BASEMENT JACK SCHEDULE

IDENTIFIER	DESCRIPTION	OPTIONS	ENG. NUM.	REMARKS
J001	JACK - (2) 2X4 SFF STD GRADE		BO01B	


DIV-COMM-LOT-UNIT
DCY-VR-S12

COM-LOT
VLES OF WINDING CREEK MONT CO - S112

STREET ADDRESS
11121 ELK CREEK DR

CITY STATE ZIP
CENTERVILLE OH 45458

© NVR, Inc., expressly reserves its copyright and other property rights in these plans. These plans are not to be reproduced, stored in a retrieval system, or transmitted in any form or by any means, electronic, mechanical, photocopying, recording, or otherwise, without the prior written consent of NVR, Inc.

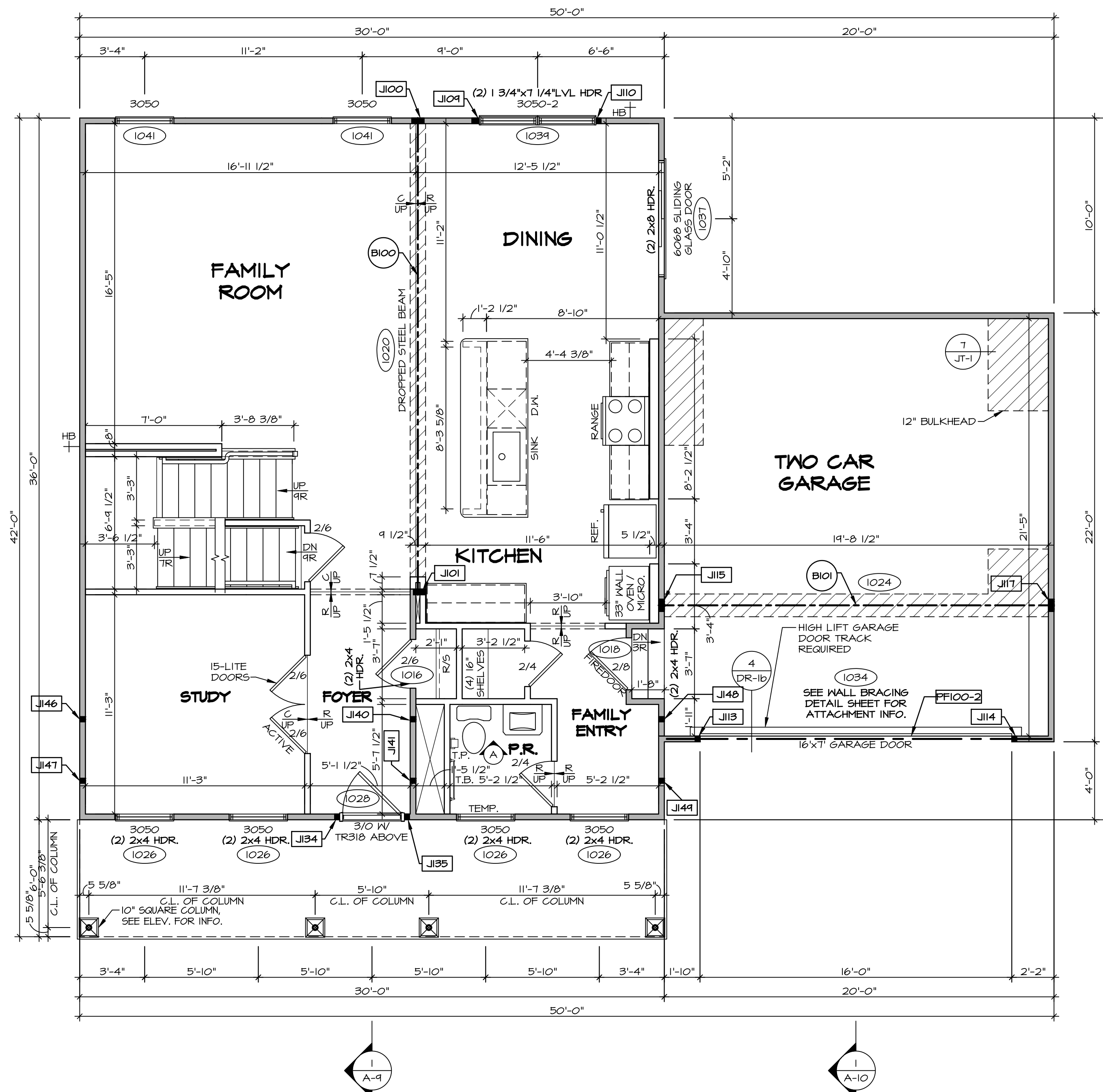


SET NO. FPL00
VERSION 01
DRAWN BY JAB
DATE: 3/17/12
OPTION

SHEET NO. **A-6**

USER: **POWELL**
DRAWING TITLE: **BASEMENT FLOOR PLAN**
OPTION DESCRIPTION

33



FIRST FLOOR PLAN
SCALE: 1/4" = 1'-0"

LEGEND

- BEARING WALL
- NON BEARING WALL
- INDICATES BEARING FROM POINT-LOAD ABOVE
- JACKS
- BEAM/HEADER
- PAD FOOTING
- STEEL COLUMN
- PORTAL FRAME
- JOIST/TRUSS
- LVL
- ENGINEERING PAGE NUMBER

SEE FC DETAILS FOR FRAMING CONNECTORS

NOTE:
EXTERIOR WALLS DRAWN TO FRAMING WIDTH, EXTERIOR SHEATHING IS NOT INCLUDED IN WALL THICKNESS.

- FLOOR PLAN NOTES**
- ALL HEADERS ARE (2) 2x6 w/ 2x4 WALLS OR (3) 2x6 w/ 2x6 WALLS, UNLESS OTHERWISE NOTED.
 - ALL HEADERS TO HAVE (1) 2x4 OR 2x6 JACK AND KING STUD EACH END, UNLESS OTHERWISE NOTED.
 - ALL EXTERIOR WALLS TO BE 4" w/ OSB OR 3 1/2" w/ LAMINATED FIBROUS STRUCTURAL SHEATHING, ALL INTERIOR WALLS TO BE 3 1/2" UNLESS OTHERWISE NOTED.
 - HATCHED AREAS INDICATE DROPPED CEILINGS. ALL DROPPED CEILINGS ARE 12" UNLESS OTHERWISE NOTED.
 - SEE "BRACED WALL PANEL DETAIL SHEET" FOR SPECIAL WALL FRAMING LOCATIONS AND HEADER SIZES, IF APPLICABLE.
 - SEE STANDARD DETAIL CATEGORY "IT" SHEET(S) FOR INTERIOR TRIM DETAILS.
 - SEE ARCHITECTURAL DETAIL SHEET "AD" FOR HOUSE SPECIFIC INTERIOR TRIM OPTION TABLE.
 - ALL WINDOWS HAVE 1" O 1/2" HEADER HEIGHT UNLESS OTHERWISE NOTED.
 - ALL HEADERS IN NON-BEARING WALLS SHALL BE A SINGLE FLAT 2x4 OR 2x6 ATTACHED TO CRIPPLES ABOVE, UNLESS OTHERWISE NOTED.
 - TANKED WATER HEATER SHOWN AS BASE CONDITION, OPTIONAL TANKLESS WATER HEATER IS AVAILABLE IN LIEU OF TANKED WATER HEATER.

GYPSTUM NOTES

AT GARAGE:
GYPSUM BOARD AT COMMON WALLS, CEILINGS, BEAM WRAPS AND SUPPORTS PER STANDARD DETAIL FA-1(b) FIRE ASSEMBLIES OR AS REQUIRED BY LOCAL CODE.

AT STAIRS:
1/2" GYPSUM BOARD AT UNDERSIDE OF STAIRS AND WALLS IN CLOSET

LVL PLY TO PLY FASTENING SCHEDULE: (WHERE APPLICABLE BASED ON LVL USAGE)

- PLY UP TO AND INCLUDING 11/8" TALL: FASTEN PLY W (2) ROWS 16D NAILS AT 12" O.C. OR ALT 1 1/2" WIDE LVL FASTEN PLY W (3) ROWS 12D NAILS AT 12" O.C.
- PLY 14" TO AND 18" TALL (INCLUSIVE): FASTEN PLY W (3) ROWS 16D NAILS AT 12" O.C. OR ALT 1 1/2" WIDE LVL FASTEN PLY W (4) ROWS 12D NAILS AT 12" O.C.
- PLY 20" TALL AND OVER: FASTEN PLY W (4) ROWS 16D NAILS AT 12" O.C. OR ALT 1 1/2" WIDE LVL FASTEN PLY W (5) ROWS 12D NAILS AT 12" O.C.
- PLY UP TO AND INCLUDING 11/8" TALL: FASTEN PLY W (2) ROWS 16D NAILS AT 12" O.C. FROM EACH SIDE OR ALT 1 1/2" WIDE LVL FASTEN PLY W (3) ROWS 12D NAILS AT 12" O.C. FROM EACH SIDE.
- PLY 14" TO AND 18" TALL (INCLUSIVE): FASTEN PLY W (3) ROWS 16D NAILS AT 12" O.C. FROM EACH SIDE OR ALT 1 1/2" WIDE LVL FASTEN PLY W (4) ROWS 12D NAILS AT 12" O.C. FROM EACH SIDE.
- PLY 20" TALL AND OVER: FASTEN PLY W (4) ROWS 16D NAILS AT 12" O.C. FROM EACH SIDE OR ALT 1 1/2" WIDE LVL FASTEN PLY W (5) ROWS 12D NAILS AT 12" O.C. FROM EACH SIDE.
- PLY (ALL SIZES): FASTEN PLY W (2) ROWS 1/2" DIAMETER A307 BOLTS AT 24" O.C. SEE SHOP DRAWING FOR ADDITIONAL INFORMATION.

FIELD INSTALLED FIRST FLOOR BEAM/HEADER SCHEDULE

IDENTIFIER	DESCRIPTION	LENGTH	OPTIONS	ENG. NUM.	REMARKS
B100	BEAM STEEL - W12X35	24'-5 1/2"		1020	
B101	BEAM STEEL - W10X22	20'-3 1/2"	SXC	1024	
PF100-2	LVL 1.75 - 11-04	19'-4"	6CB, 6CF	1034	

STEEL COLUMN SCHEDULE

IDENTIFIER	STYLE	HEIGHT	OPTIONS	ENG. NUM.	REMARKS

FIRST FLOOR JACK SCHEDULE

IDENTIFIER	DESCRIPTION	OPTIONS	ENG. NUM.	REMARKS
J100	JACK - (5) 2X4 SFF STUD GRADE		1020	
J101	JACK - (5) 2X4 SFF STUD GRADE		1020	
J104	JACK - (3) 2X4 SFF STUD GRADE		1034	
J110	JACK - (2) 2X4 SFF STUD GRADE		1034	
J113	JACK - (2) 2X4 SFF STUD GRADE	L6F	1034	
J114	JACK - (2) 2X4 SFF STUD GRADE	L6F	1034	
J115	JACK - (5) 2X4 SFF STUD GRADE	SXC	1024	
J117	JACK - (3) 2X4 SFF STUD GRADE	6CB, SXC	1024	
J134	JACK - (2) 2X4 SFF STUD GRADE	ELK, SRM	1028	
J135	JACK - (2) 2X4 SFF STUD GRADE	ELK, SRM	1028	
J140	JACK - (2) 2X4 SFF STUD GRADE		1012	
J141	JACK - (2) 2X4 SFF STUD GRADE		1012	
J146	JACK - (2) 2X4 SFF STUD GRADE		1012	
J147	JACK - (2) 2X4 SFF STUD GRADE		1012	
J148	JACK - (2) 2X4 SFF STUD GRADE		1012	
J144	JACK - (2) 2X4 SFF STUD GRADE		1012	

DIV-COMM-LOT-UNIT
DCY-VR-S12
COM-LOT
VLES OF MINDING CREEK MONT CO - S112
STREET ADDRESS
11121 ELK CREEK DR
CITY
CENTERVILLE
STATE
OH
ZIP
45458

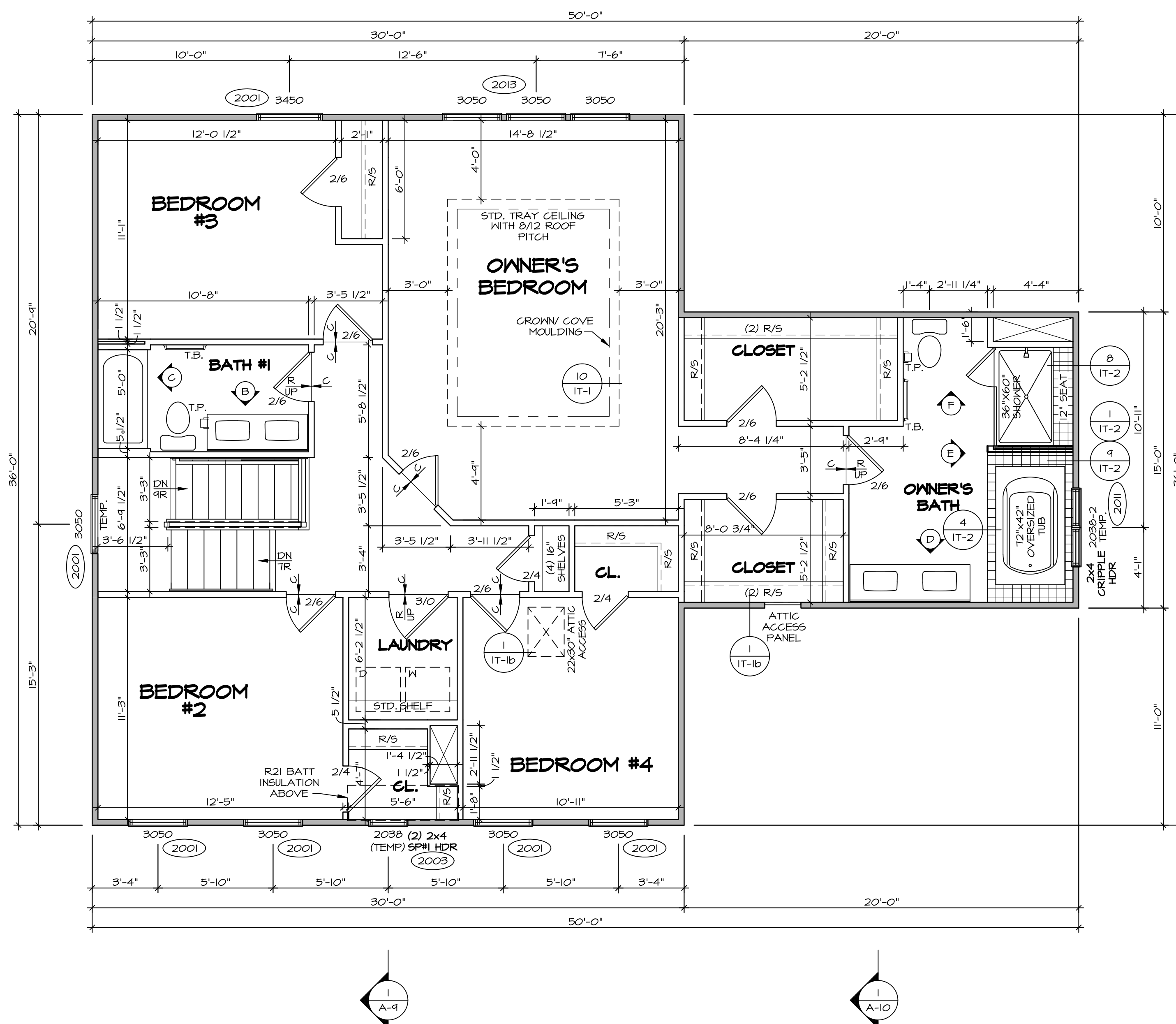
NVR, Inc. expressly reserves its copyright and other property rights in these plans. These plans are not to be reproduced, stored in a retrieval system, or copied in any form or manner whatsoever, nor are they to be transmitted, in any way, without the prior written consent of NVR, Inc.

NVR
NVR, Inc., Suite 100
Frederick, MD 21703
5285 Westview

SHEET NO. **A-7**
DRAWING TITLE
FIRST FLOOR PLAN
OPTION DESCRIPTION
35

SET NO. **PF100**
VERSION **01**
DRAWN BY **JAB**
DATE: **3/17/12**
OPTION

USER: **POWELL**
DRAWING TITLE
FIRST FLOOR PLAN
OPTION DESCRIPTION
35



SECOND FLOOR PLAN
SCALE: 1/4" = 1'-0"

LEGEND

- BEARING WALL
- NON BEARING WALL
- INDICATES BEARING FROM POINT-LOAD ABOVE
- JACKS
- BEAM/HEADER
- PAD FOOTING
- STEEL COLUMN
- PORTAL FRAME
- JOIST/TRUSS
- LVL
- ENGINEERING PAGE NUMBER

SEE FC DETAILS FOR FRAMING CONNECTORS

NOTE:
EXTERIOR WALLS DRAWN TO FRAMING WIDTH, EXTERIOR SHEATHING IS NOT INCLUDED IN WALL THICKNESS.

- FLOOR PLAN NOTES**
1. ALL HEADERS ARE (2) 2x6 w/ 2x4 WALLS OR (3) 2x6 w/ 2x6 WALLS, UNLESS OTHERWISE NOTED.
 2. ALL HEADERS TO HAVE (1) 2x4 OR 2x6 JACK AND KING STUD EACH END, UNLESS OTHERWISE NOTED.
 3. ALL EXTERIOR WALLS TO BE 4" w/ OSB OR 3 1/2" w/ LAMINATED FIBROUS STRUCTURAL SHEATHING, ALL INTERIOR WALLS TO BE 5 1/2" UNLESS OTHERWISE NOTED.
 4. HATCHED AREAS INDICATE DROPPED CEILINGS. ALL DROPPED CEILINGS ARE 12" UNLESS OTHERWISE NOTED.
 5. SEE "BRACED WALL PANEL DETAIL SHEET" FOR SPECIAL WALL FRAMING LOCATIONS AND HEADER SIZES, IF APPLICABLE.
 6. SEE STANDARD DETAIL CATEGORY "IT" SHEET(S) FOR INTERIOR TRIM DETAILS.
 7. SEE ARCHITECTURAL DETAIL SHEET "AD" FOR HOUSE SPECIFIC INTERIOR TRIM OPTION TABLE.
 8. ALL WINDOWS HAVE 1'-0 1/2" HEADER HEIGHT UNLESS OTHERWISE NOTED.
 9. ALL HEADERS IN NON-BEARING WALLS SHALL BE A SINGLE FLAT 2x4 OR 2x6 ATTACHED TO CRIPPLES ABOVE, UNLESS OTHERWISE NOTED.
 10. TANKED WATER HEATER SHOWN AS BASE CONDITION, OPTIONAL TANKLESS WATER HEATER IS AVAILABLE IN LIEU OF TANKED WATER HEATER.

- GYPSUM NOTES**
- AT GARAGE:**
GYPSUM BOARD AT COMMON WALLS, CEILINGS, BEAM WRAPS AND SUPPORTS PER STANDARD DETAIL FA-1(b) FIRE ASSEMBLIES OR AS REQUIRED BY LOCAL CODE.
- AT STAIRS:**
1/2" GYPSUM BOARD AT UNDERSIDE OF STAIRS AND WALLS IN CLOSET

SECOND FLOOR JACK SCHEDULE

IDENTIFIER	DESCRIPTION	OPTIONS	ENG. NUM.	REMARKS

DIV-COMM-LOT-UNIT
DCY-VR-S112
COM-LOT
VLES OF MINDING CREEK MONT CO - S112
STREET ADDRESS
11121 ELK CREEK DR
CITY STATE ZIP
CENTERVILLE OH 45458

© NVR, Inc., expressly reserves its copyright and other property rights in these plans. These plans are not to be reproduced, stored in a retrieval system, copied in any form or manner whatsoever, nor are they to be used for any project without the prior written consent of NVR, Inc.

NVR
NVR, Inc., Suite 100
5285 Westrick, MD 21703

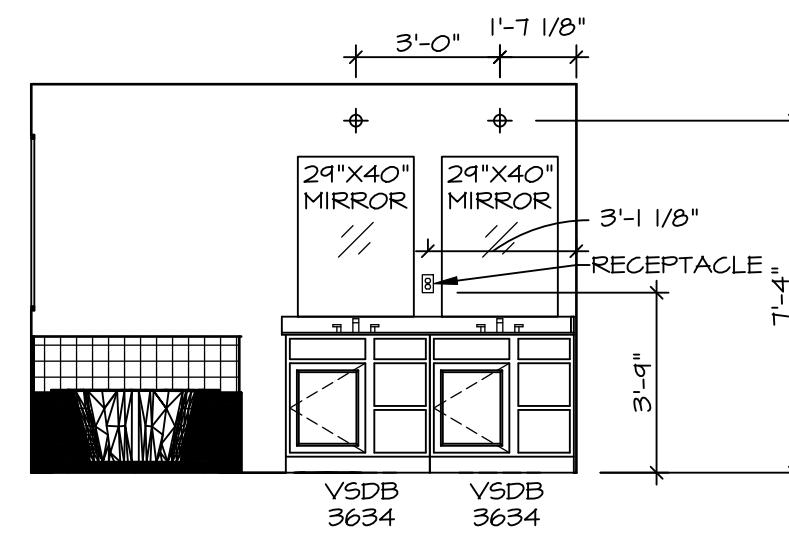
SHEET NO. **A-8**
DRAWING TITLE
SECOND FLOOR PLAN
OPTION DESCRIPTION
39

SET NO. **PK100**
VERSION **01**
DRAWN BY **JAB**
DATE: **3/17/18**
OPTION

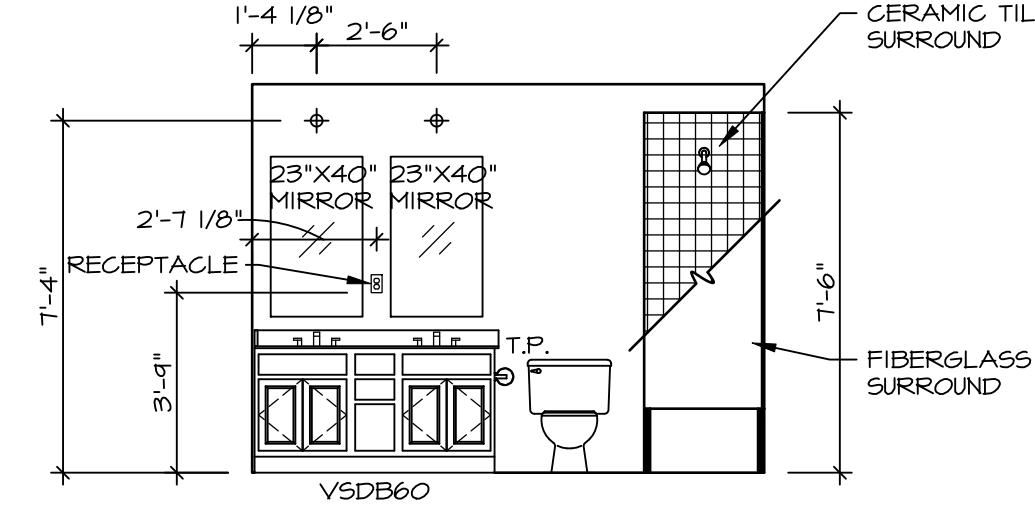
C:\NVR\Solives\POWELL_EWL00_01\DCY-VR-S112_2628355\Sheets\Lot_Specific\39_A-B_PLN2_1.S.dwg 08/15/22 - 3:27 am

NOTES:

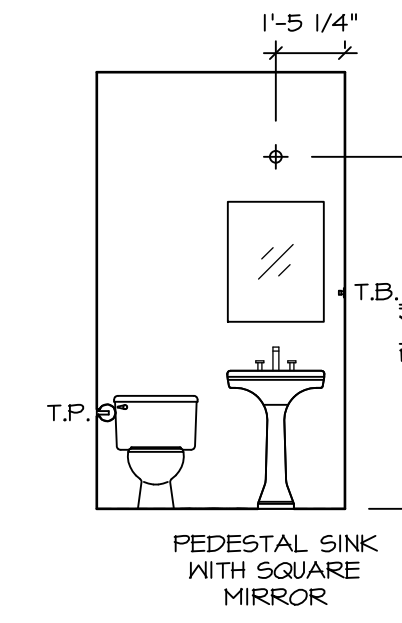
1. TEMPERED GLASS SHOWER ENCLOSURE WITH SWING DOOR OR OPTIONAL SLIDING DOOR BY DIVISION
2. TUB ACCESS PANELS PROVIDED AS NEEDED, ALL MATERIALS BY DIVISION
3. REFER TO SHEET D-II FOR TUB AND SHOWER DETAILS.
4. ALL VSDB24-42 DRAWERS TO BE SET ON RIGHT HAND.
5. BATH ELEVATIONS ARE SHOWN PER PLAN.



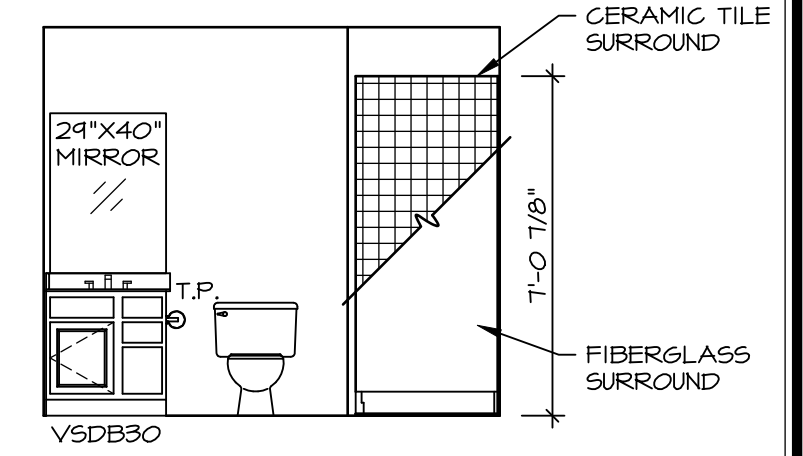
D OWNER'S BATH
SCALE: 1/4" = 1'-0" OWNER'S BATH SOAKING TUB AND SHOWER "AMF" NEW LIGHT/MIRROR LAYOUT DBL. VANITY "AFE"



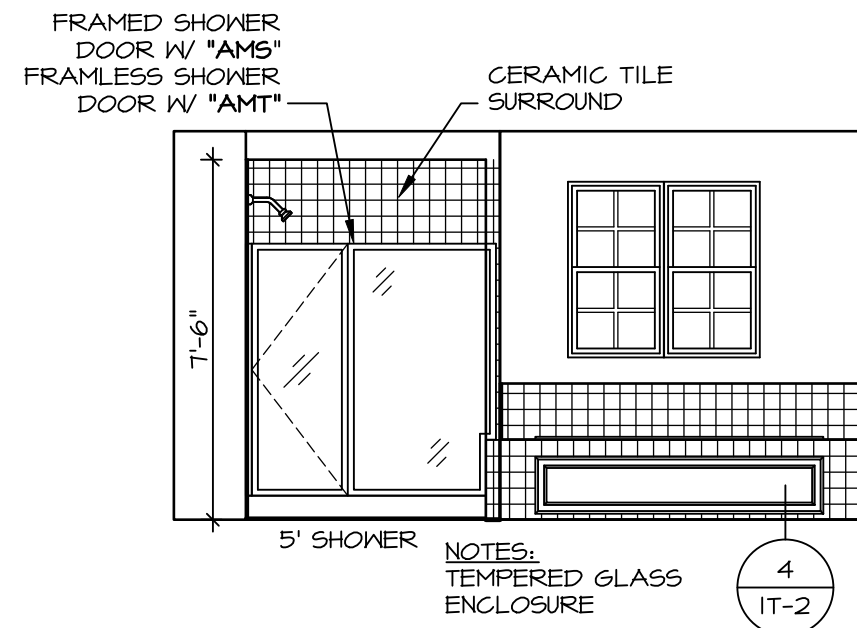
B BATH #1
SCALE: 1/4" = 1'-0"



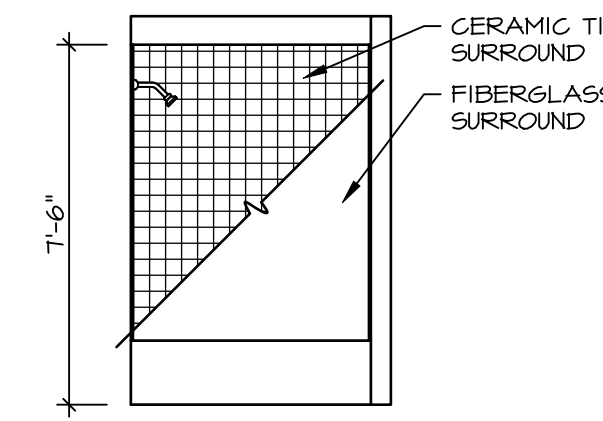
A POWDER ROOM
SCALE: 1/4" = 1'-0" WITH CRAFTSMAN SPECIFICATIONS "SCZ"



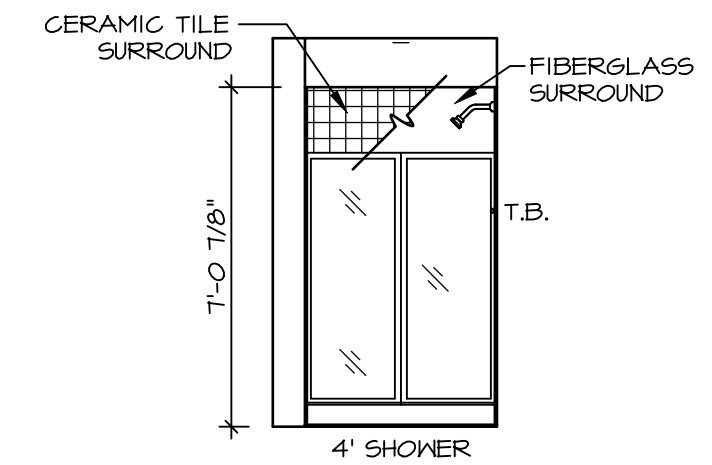
G BASEMENT BATH
SCALE: 1/4" = 1'-0"



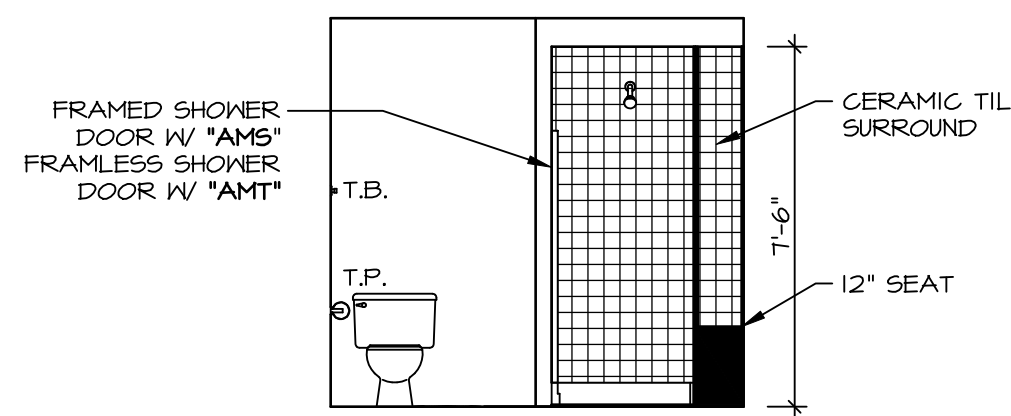
E OWNER'S BATH
SCALE: 1/4" = 1'-0" OWNER'S BATH SOAKING TUB AND SHOWER "AMF"



C BATH #1
SCALE: 1/4" = 1'-0"



H BASEMENT BATH
SCALE: 1/4" = 1'-0"



F OWNER'S BATH
SCALE: 1/4" = 1'-0" OWNER'S BATH SOAKING TUB AND SHOWER "AMF"


DIV-COMM-LOT-UNIT
DCY-VR-S12

COM-LOT
VLS5 OF KINDING CREEK MONT CO - S12

STREET ADDRESS
1121 ELK CREEK DR

CITY STATE OH ZIP
CENTERVILLE OH 45458

© NVR, Inc., expressly reserves its copyright and other property rights in these plans. These plans are not to be reproduced, stored in a retrieval system, or copied in any form or manner whatsoever, nor are they to be used for any project without the express written consent of NVR, Inc.



SET NO. PML00
VERSION 01
DRAWN BY
DATE:
OPTION

SHEET NO. **A-13**
USER: **POWELL**
DRAWING TITLE: **BATH ELEVATIONS**
OPTION DESCRIPTION